

Hawaii High School Athletic Association 2024 Football Record Book





Hawaii High School Athletic Association Football Record Book

Division I (1999-present), Division II (1999-present), Division I-Open (2016-present)



Red Raider nation celebrates at Clarence TC Ching Field (Courtesy: ScoringLive)

ACKNOWLEDGEMENTS:

Researched and compiled by Thomas Yoshida

Additional information provided by: Stacy Kaneshiro, Natalie Iwamoto, Jerry Campany and Felipe Ojastro.

Photos: Felipe Ojastro, Andrew Lee, Parish Kaleiwahea and ScoringLive

Mahalo to the Hawaii High School Athletic Association:

Chris Chun, Executive Director, Russell Aoki, Natalie Iwamoto



Jason Mariteragi threw for 186 yards and 3 touchdowns while rushing for 30 yards in Kahuku's 49-14 win over Saint Louis in 2021. (ScoringLive photo)

Division 1-Open Records

Campbell

App	Game	Date	Seed	Round	W	L	Opponent	PF	PA	Pt Diff	OT	Finish	Qtrs		Semi		Final		Home		Away		Neutral		Aloha Stad.		
													W	L	W	L	W	L	W	L	W	L	W	L	W	L	
1	1	11/16/2018		semi		1	Mililani (2)	2	24	-22		x															
2	2	11/22/2019		semi		1	Kahuku (2)	19	21	-2		x															
3	3	12/18/2021		semi		1	Kahuku (1)	0	21	-21		x															
4	4	11/18/2022		semi		1	Kahuku (1)	7	32	-25		x															
5	5	11/17/2023		semi		1	Mililani (1)	7	44	-37		x															
										0																	
TOTAL					0	5		35	142	-107			0	0	0	5	0	0	0	0	1	0	4	0	0	2	

Farrington

App	Game	Date	Seed	Round	W	L	Opponent	PF	PA	Pt Diff	OT	Finish	Qtrs		Semi		Final		Home		Away		Neutral		Aloha Stad.	
													W	L	W	L	W	L	W	L	W	L	W	L	W	L
1	1	11/5/2016		qtr		1	Waianae	18	62	-44		x											1			1
										0																
										0																
										0																
										0																
										0																
TOTAL					0	1		18	62	-44			0	0	0	0	0	0	0	0	0	0	1	0	1	

Kahuku

App	Game	Date	Seed	Round	W	L	Opponent	PF	PA	Pt Diff	OT	Finish	Qtrs		Semi		Final		Home		Away		Neutral		Aloha Stad.		
													W	L	W	L	W	L	W	L	W	L	W	L	W	L	
1	1	11/5/2016	1	semi	1		Kapolei	54	7	47																	
	2	11/19/2016		final		1	Saint Louis (2)	14	30	-16		2															
2	3	11/10/2017	2	semi	1		Waianae	10	7	3																	
	4	11/18/2017		final		1	Saint Louis (1)	28	31	-3		2															
3	5	11/24/2018		semi		1	Saint Louis (1)	22	49	-27		x															
4	6	11/22/2019	2	semi	1		Campbell	21	19	2																	
	7	11/29/2019		final		1	Saint Louis (1)	45	6	39		2															
5	8	12/18/2021	1	semi	1		Campbell	21	0	21																	
	9	12/23/2021		final		1	Saint Louis (2)	49	14	35		1															
6	10	11/18/2022	1	semi	1		Campbell	32	7	25																	
	11	11/25/2022		final		1	Punahou (2)	20	0	20		1															
7	12	11/17/2023		semi		1	Punahou (2)	28	16	12																	
	13	11/24/2023		final		1	Mililani (1)	21	19	2		1															
										0																	
		TOTAL				9	4		365	205	160			0	0	6	1	3	3	0	0	0	0	9	4	3	4

Kapolei

App	Game	Date	Seed	Round	W	L	Opponent	PF	PA	Pt Diff	OT	Finish	Qtrs		Semi		Final		Home		Away		Neutral		Aloha Stad.	
													W	L	W	L	W	L	W	L	W	L	W	L	W	L
1	1	11/5/2016		qtr	1		Punahou	33	21	12			1									1		1		
	2	11/11/2016		semi		1	Kahuku (1)	7	54	-47		x			1								1		1	
										0																
										0																
										0																
										0																
										0																
		TOTAL			1	1		40	75	-35			1	0	0	1	0	0	0	0	0	1	1	1	1	

Mililani

App	Game	Date	Seed	Round	W	L	Opponent	PF	PA	Pt Diff	OT	Finish	Qtrs		Semi		Final		Home		Away		Neutral		Aloha Stad.		
													W	L	W	L	W	L	W	L	W	L	W	L	W	L	
1	1	11/10/2017		qtr		1	Saint Louis (1)	23	47	-24		x															
2	2	11/16/2018	2	semi	1		Campbell	24	2	22					1								1		1		
	3	11/24/2018		final		1	Saint Louis (1)	17	38	-21		2												1		1	
3	4	11/22/2019		semi		1	Saint Louis (1)	0	35	-35		x												1		1	
4	5	12/18/2021		semi		1	Saint Louis (2)	25	27	-2		x												1			
5	6	11/18/2022		semi		1	Punahou (2)	24	52	-28		x									1						
6	7	11/17/2023	1	semi	1		Campbell	44	7	37					1										1		
	8	11/24/2023		final		1	Kahuku	19	21	-2		2												1			
										0																	
		TOTAL				2	6		176	229	-53			0	0	2	4	0	2	1	1	0	0	1	5	1	3

Punahou

App	Game	Date	Seed	Round	W	L	Opponent	PF	PA	Pt Diff	OT	Finish	Qtrs		Semi		Final		Home		Away		Neutral		Aloha Stad.	
													W	L	W	L	W	L	W	L	W	L	W	L	W	L
1	1	11/5/2016		qtr		1	Kapolei	21	33	-12		x	1													
2	2	11/18/2022	2	semi	1		Mililani	52	24	28				1							1					
	3	11/25/2022		final		1	Kahuku (1)	0	20	-20		2					1						1			
3	4	11/17/2023	2	semi		1	Kahuku	16	28	-12		x		1									1			
										0																
										0																
TOTAL					1	3		89	105	-16			0	1	1	1	0	1	0	0	1	0	3	0	1	

Saint Louis

App	Game	Date	Seed	Round	W	L	Opponent	PF	PA	Pt Diff	OT	Finish	Qtrs		Semi		Final		Home		Away		Neutral		Aloha Stad.			
													W	L	W	L	W	L	W	L	W	L	W	L	W	L		
1	1	11/11/2016	2	semi	1		Waianae	42	7	35																		
	2	11/19/2016		final	1		Kahuku (1)	30	14	16		1					1						1					
2	3	11/10/2017	1	semi	1		Mililani	47	23	24																		
	4	11/18/2017		final	1		Kahuku (2)	31	28	3		1																
3	5	11/16/2018	1	semi	1		Kahuku	49	22	27																		
	6	11/24/2018		final	1		Mililani (2)	38	17	21		1																
4	7	11/22/2019	1	semi	1		Mililani	35	0	35																		
	8	11/29/2019		final	1		Kahuku (2)	45	6	39		1																
5	9	12/18/2021	2	semi	1		Mililani	27	25	2																		
	10	12/23/2022		final		1	Kahuku (1)	14	49	-35		2																
										0																		
TOTAL					9	1		358	191	167				0	0	5	0	4	1	0	0	0	0	9	1	8	0	

Waianae

App	Game	Date	Seed	Round	W	L	Opponent	PF	PA	Pt Diff	OT	Finish	Qtrs		Semi		Final		Home		Away		Neutral		Aloha Stad.	
													W	L	W	L	W	L	W	L	W	L	W	L	W	L
1	1	11/5/2016		qtr	1		Farrington	62	18	44			1									1		1		
	2	11/11/2016		semi		1	Saint Louis (2)	7	42	-35		x			1								1		1	
2	3	11/10/2017		semi		1	Kahuku (2)	7	10	-3		x			1								1		1	
										0																
										0																
										0																
TOTAL					1	2		76	70	6			1	0	0	2	0	0	0	0	0	0	1	2	1	2

HHSAA DIVISION 1-OPEN FOOTBALL YEAR-BY-YEAR CHAMPIONS

DIVISION 1-OPEN

Year	Champion	League	Head Coach	Score	Runner-up	Semifinalists
2016	Saint Louis	ILH	Cal Lee	30-14	Kahuku	Kapolei, Waianae
2017	Saint Louis	ILH	Cal Lee	31-28	Kahuku	Waianae, Mililani
2018	Saint Louis	ILH	Cal Lee	38-17	Mililani	Kahuku, Campbell
2019	Saint Louis	ILH	Cal Lee	45-6	Kahuku	Mililani, Campbell
2020	(No tournament)					
2021	Kahuku	OIA	Sterling Carvalho	49-14	Saint Louis	Mililani, Campbell
2022	Kahuku	OIA	Sterling Carvalho	20-0	Punahou	Mililani, Campbell
2023	Kahuku (3)	OIA	Sterling Carvalho	21-19	Mililani	Punahou, Campbell

ALL-TIME DIVISION 1-OPEN FOOTBALL SCORES

OPEN 2016 (Quarterfinals)	Semifinals	Championship
Nov. 5 At Aloha Stadium Waianae 14, Farrington 8 Kapolei 33, Punahou 21 (Bye—#1 Kahuku, #2 Saint Louis)	Nov. 11 at Aloha Stadium #2 Saint Louis 42, Waianae 7 #1 Kahuku 54, Kapolei 7	Nov. 19 at Aloha Stadium #2 Saint Louis 30, #1 Kahuku 14 Attendance: 20,447
D1-OPEN 2017	Semifinals	Championship
	Nov. 10 at Aloha Stadium #2 Kahuku 10, Waianae 7 #1 Saint Louis 47, Mililani 23	Nov. 18 at Aloha Stadium #1 Saint Louis 31, #2 Kahuku 28 Attendance: 22,436
D1-OPEN 2018	Semifinals	Championship
	Nov. 16 at Aloha Stadium #2 Mililani 24, Campbell 2 #1 Saint Louis 49, Kahuku 22	Nov. 24 at Aloha Stadium #1 Saint Louis 38, #2 Mililani 17 Attendance: 12,305
D1-OPEN 2019	Semifinals	Championship
	Nov. 22 at Aloha Stadium #2 Kahuku 21, Campbell 19 #1 Saint Louis 35, Mililani 0	Nov. 29 at Aloha Stadium #1 Saint Louis 45, #2 Kahuku 6 Attendance: 11,597
D1-OPEN 2020	(No tournament)	
D1-OPEN 2021	Semifinals	Championship
	Dec. 18 at Farrington HS #1 Kahuku 21, Campbell 0 #2 Saint Louis 27, Mililani 25	Dec. 23 at Farrington HS #1 Kahuku 49, #2 Saint Louis 14
D1-OPEN 2022	Semifinals	Championship
	Nov. 18 at Mililani HS #1 Kahuku 32, Campbell 7 #2 Punahou 52, Mililani 24	Nov. 25 at Mililani HS #1 Kahuku 32, #2 Punahou 0
D1-OPEN 2023	Semifinals	Championship
	Nov. 17 at Mililani HS #1 Mililani 44, Campbell 7 Kahuku 28, #2 Punahou 16	Nov. 24 at Clarence TC Ching Kahuku 21, #1 Mililani 19

DIVISION 1-OPEN TEAM AND INDIVIDUAL RECORDS
(QF) – Quarterfinals; (SF) – Semifinals; (CH) – Championship game

HHSAA State Football Championships Division 1-Open Team and Individual Records
(QF) – Quarterfinals; (SF) – Semifinals; (CH) – Championship game

TEAM RECORDS

Most Points (Game):

[QF] 33 Kapolei vs. Punahou, 11/05/2016
[SF] 54 Kahuku vs. Kapolei, 11/11/2016
[CH] 49 Kahuku vs. Saint Louis, 12/23/2021

Most Points (1st Half):

[QF] 13 Kapolei vs. Punahou, 11/05/2016
[SF] 42 Saint Louis vs. Waianae, 11/11/2016
[CH] 31 Saint Louis vs. Kahuku, 11/29/2019

Most Points (2nd Half):

[QF] 20 Kapolei vs. Punahou, 11/05/2016
[SF] 30 Saint Louis vs. Mililani, 11/10/2017
[CH] 24 Saint Louis vs. Mililani, 11/24/2018

Most Points (1st Quarter):

[QF] 7 Punahou vs. Kapolei, 11/05/2016
[SF] 14 Saint Louis vs. Waianae, 11/11/2016,
Saint Louis vs. Kahuku, 11/16/2018, Mililani vs.
Campbell, 11/17/2023
[CH] 21 Kahuku vs. Saint Louis, 12/23/2021

Most Points (2nd Quarter):

[QF] 13 Kapolei vs. Punahou, 11/05/2016
[SF] 28 Saint Louis vs. Waianae, 11/11/2016
[CH] 17 Saint Louis vs. Kahuku, 11/29/2019

Most Points (3rd Quarter):

[QF] 14 Punahou vs. Kapolei, 11/05/2016
[SF] 27 Saint Louis vs. Mililani, 11/10/2017
[CH] 24 Saint Louis vs. Mililani, 11/24/2018

Most Points (4th Quarter):

[QF] 13 Kapolei vs. Punahou, 11/05/2016
[SF] 16 Kahuku vs. Kapolei, 11/11/2016
[CH] 17 Saint Louis vs. Kahuku, 11/19/2016

Most Points (2 teams):

[QF] 54 Kapolei (33) vs. Punahou (21),
11/05/2016
[SF] 71 Saint Louis (49) vs. Kahuku (22),
11/16/2018
[CH] 63 Kahuku (49) vs. Saint Louis (14),
12/23/2021

Fewest Points (2 teams):

[QF] 22 Waianae (14) vs. Farrington (8),
11/05/2016
[SF] 17 Kahuku (10) vs. Waianae (7), 11/10/2017
[CH] 40 Kahuku (21) vs. Mililani (19), 11/24/2023

Most Points (winning team):

[QF] 33 Kapolei vs. Punahou, 11/05/2016
[SF] 54 Kahuku vs. Kapolei, 11/11/2016
[CH] 49 Kahuku vs. Saint Louis, 12/23/2021

Most Points (losing team):

[QF] 21 Punahou vs. Kapolei, 11/05/2016
[SF] 25 Mililani vs. Saint Louis, 12/18/2021
[CH] 28 Kahuku vs. Saint Louis, 11/18/2017

Fewest Points (winning team):

[QF] 14 Waianae vs. Farrington, 11/05/2016
[SF] 10 Kahuku vs. Waianae, 11/10/2017
[CH] 21 Kahuku vs. Mililani, 11/24/2023

Fewest Points (losing team):

[QF] 8 Farrington vs. Waianae, 11/05/2016
[SF] 0 Mililani vs. Saint Louis, 11/22/2019;
Campbell vs. Kahuku, 12/18/2021
[CH] 6 Kahuku vs. Saint Louis, 11/29/2019

Largest Margin of Victory:

[QF] 12 Kapolei (33) vs. Punahou (21),
11/05/2016
[SF] 47 Kahuku (54) vs. Kapolei (7), 11/11/2016
[CH] 39 Saint Louis (45) vs. Kahuku (6),
11/29/2019

Smallest Margin of Victory:

[QF] 6 Waianae (14) vs. Farrington (8),
11/05/2016
[SF] 2 Saint Louis (27) vs. Mililani (25),
12/18/2021
[CH] 2 Kahuku (21) vs. Mililani (19), 11/24/2023

Most First Downs:

[QF] 22 Kapolei vs. Punahou, 11/05/2016
[SF] 28 Mililani vs. Saint Louis, 11/10/2017
[CH] 24 Saint Louis AND Kahuku, 11/18/2017;
Saint Louis vs. Mililani, 11/24/2018

Fewest First Downs:

[QF] 7 Farrington vs. Waianae, 11/05/2016
 [SF] 6 Waianae vs. Kahuku, 11/10/2017
 [CH] 10 Kahuku vs. Saint Louis, 11/29/2019

Most First Downs (2 teams):

[QF] 43 Kapolei (22) vs. Punahou (21),
 11/05/2016
 [SF] 50 Mililani (28) vs. Saint Louis (22),
 11/10/2017
 [CH] 48 Saint Louis (24) vs. Kahuku (24),
 11/18/2017

Fewest First Downs (2 teams)

[QF] 24 Waianae (17) vs. Farrington (7)
 [SF] 23 Waianae (6) vs. Kahuku (17), 11/10/2017
 [CH] 27 Saint Louis (17) vs. Kahuku (10),
 11/29/2019

Most Rushing Attempts:

[QF] 51 Waianae vs. Farrington, 11/05/2016
 [SF] 43 Kahuku vs. Kapolei, 11/11/2016
 [CH] 49 Kahuku vs. Saint Louis, 11/19/2016

Fewest Rushing Attempts:

[QF] 23 Farrington vs. Waianae, 11/05/2016;
 Punahou vs. Kapolei, 11/05/2016
 [SF] 11 Kapolei vs. Kahuku, 11/11/2016
 [CH] 16 Mililani vs. Kahuku, 11/24/2023

Most Rushing Yards:

[QF] 205 Waianae vs. Farrington, 11/05/2016
 [SF] 271 Kahuku vs. Kapolei, 11/11/2016
 [CH] 258 Kahuku vs. Saint Louis, 11/19/2016

Fewest Rushing Yards:

[QF] Minus-2 Punahou vs. Kapolei, 11/05/2016
 [SF] Minus-23, Campbell vs. Kahuku, 11/22/2019
 [CH] 19 Saint Louis vs. Kahuku 11/18/2017

Most Rushing TDs:

[QF] 1 Farrington vs. Waianae, 11/05/2016;
 Waianae vs. Farrington, 11/05/2016
 [SF] 4 Kahuku vs. Kapolei, 11/11/2016; Saint
 Louis vs. Kahuku, 11/16/2018
 [CH] 4 Saint Louis vs. Kahuku, 11/29/2019

Most Passes Attempted:

[QF] 37 Kapolei vs. Punahou, 11/05/2016
 [SF] 53 Kapolei vs. Kahuku, 11/11/2016
 [CH] 44 Saint Louis vs. Kahuku, 11/18/2017;
 Mililani vs. Saint Louis, 11/24/2018

Fewest Passes Attempted:

[QF] 13 Waianae vs. Farrington, 11/05/2016
 [SF] 9 Kahuku vs. Campbell, 11/22/2019
 [CH] 3 Kahuku vs. Saint Louis 11/19/2016

Most Passes Completed:

[QF] 28 Kapolei vs. Punahou, 11/05/2016
 [SF] 34 Mililani vs. Campbell, 11/17/2023
 [CH] 30 Saint Louis vs. Kahuku, 11/18/2017; 30
 Saint Louis vs. Mililani, 11/24/2018

Fewest Passes Completed:

[QF] 8 Waianae vs. Farrington, 11/05/2016
 [SF] 6 Waianae vs. Kahuku, 11/10/2017
 [CH] 0 Kahuku vs. Saint Louis 11/19/2016

Most Passes Intercepted:

[QF] 2 Waianae vs. Farrington, 11/05/2016
 [SF] 5 Campbell vs. Mililani, 11/16/2018
 [CH] 3 Mililani vs. Saint Louis, 11/24/2018; Saint
 Louis vs. Kahuku, 12/23/2021

Most Passing Yards:

[QF] 367 Kapolei vs. Punahou, 11/05/2016
 [SF] 528 Saint Louis vs. Mililani, 11/10/2017
 [CH] 440 Saint Louis vs. Kahuku, 11/18/2017

Fewest Passing Yards:

[QF] 65 Farrington vs. Waianae, 11/05/2016
 [SF] 43 Kahuku vs. Waianae, 11/10/2017
 [CH] 0 Kahuku vs. Saint Louis 11/19/2016

Most Touchdown Passes:

[QF] 5 Kapolei vs. Punahou, 11/05/2016
 [SF] 5 Saint Louis vs. Mililani, 11/10/2017
 [CH] 4 Kahuku vs. Saint Louis, 11/18/2017

Most Total Offensive Plays:

[QF] 66 Waianae vs. Farrington, 11/05/2016
 [SF] 85 Mililani vs. Saint Louis, 11/10/2017
 [CH] 77 Mililani vs. Saint Louis, 11/24/2018

Fewest Total Offensive Plays:

[QF] 56 Farrington vs. Waianae, 11/05/2016
 [SF] 38 Saint Louis vs. Waianae, 11/11/2016
 [CH] 51 Saint Louis vs. Kahuku, 11/29/2019

Most Total Offensive Yards:

[QF] 413 Kapolei vs. Punahou, 11/05/2016
 [SF] 649 Saint Louis vs. Mililani, 11/10/2017
 [CH] 473 Saint Louis vs. Kahuku, 11/19/2016

Fewest Total Offensive Yards:

[QF] 75 Farrington vs. Waianae, 11/05/2016
[SF] 106 Mililani vs. Saint Louis, 11/22/2019
[CH] 120 Kahuku vs. Saint Louis, 11/29/2019

Most Fumbles:

[QF] 3 Waianae vs. Farrington, 11/05/2016
[SF] 5 Campbell vs. Mililani, 11/17/2023
[CH] 3 (on 4 occasions)

Most Fumbles-Lost:

[QF] 2 Waianae vs. Farrington, 11/05/2016
[SF] 2 Waianae vs. Kahuku, 11/10/2017; Kahuku vs. Waianae, 11/10/2017; Saint Louis vs. Kahuku, 11/16/2018
[CH] 2 Kahuku vs. Saint Louis, 11/19/2016; Mililani vs. Saint Louis, 11/24/2018, Kahuku vs. Mililani, 11/24/2023

Most Turnovers:

[QF] 4 Waianae vs. Farrington, 11/05/2016
[SF] 5 Waianae vs. Kahuku, 11/10/2017; Campbell vs. Mililani, 11/16/2018, Punahou vs. Kahuku, 11/17/2023
[CH] 5 Mililani vs. Saint Louis, 11/24/2018

Most Penalties:

[QF] 16 Kapolei vs. Punahou, 11/05/2016
[SF] 17 Kapolei vs. Kahuku, 11/11/2016; Saint Louis vs. Mililani, 11/10/2017
[CH] 17 Kahuku vs. Saint Louis, 12/23/2021

Most Penalties (2 teams):

[QF] 28 Kapolei (16) vs. Punahou (12), 11/05/2016
[SF] 30 Kapolei (17) vs. Kahuku (13), 11/11/2016
[CH] 26 Kahuku (17) vs. Saint Louis (9), 12/23/2021

Fewest Penalties:

[QF] 10 Waianae vs Farrington, 11/05/2016; Farrington vs. Waianae, 11/05/2016
[SF] 6 Campbell vs. Kahuku, 12/18/2021
[CH] 6 Saint Louis vs. Kahuku, 11/29/2019

Fewest Penalties (2 teams):

[QF] 20 Farrington (10) vs. Waianae (10), 11/05/2016
[SF] 16 Waianae (7) vs. Kahuku (9), 11/10/2017
[CH] 13 Saint Louis (6) vs. Kahuku (7), 11/29/2019

Most Penalty Yardage:

[QF] 157 Kapolei vs. Punahou, 11/05/2016
[SF] 192 Kapolei vs. Kahuku, 11/11/2016
[CH] 195 Kahuku vs. Saint Louis, 12/23/2021

Most Penalty Yardage (2 teams):

[QF] 284 Kapolei (157) vs. Punahou (127), 11/05/2016
[SF] 331 Kapolei (192) vs. Kahuku (139), 11/11/2016
[CH] 315 Kahuku (195), vs. Saint Louis (120), 12/23/2021

Fewest Penalty Yardage:

[QF] 70 Waianae vs Farrington, 11/05/2016
[SF] 42 Campbell vs. Kahuku, 12/18/2021
[CH] 59 Saint Louis vs. Kahuku, 11/29/2019

Fewest Penalty Yardage (2 teams):

[QF] 213 Waianae (70) vs. Farrington (143), 11/05/2016
[SF] 99 Campbell (42) vs. Kahuku (57), 12/18/2021
[CH] 124 Saint Louis (59) vs. Kahuku (65), 11/29/2019

INDIVIDUAL RECORDS

Most Rushes

- [QF] 22 Javen Towne, Waianae vs. Farrington, 11/5/2016 (148 yards)
20 Challen Faamatau, Farrington vs. Waianae, 11/5/2016 (32 yards)
- [SF] 30 Zealand Matagi, Kahuku vs. Campbell, 11/22/2019 (133 yards)
29 Ala'i Williams, Punahou vs. Mililani, 11/18/2022 (237 yards)
26 Malae Fonoti, Kahuku vs. Punahou, 11/17/2023 (155 yards)
25 Rico Rosario, Waianae vs. Kahuku, 11/10/2017 (86 yards)
23 Sky Lactaen, Campbell vs. Mililani, 11/16/2018 (107 yards)
- [CH] 23 Zealand Matagi, Kahuku vs. Saint Louis, 11/29/2019 (79 yards)
22 Dillion Gabriel, Mililani vs. Saint Louis, 11/24/2018 (13 yards)
20 Chevan Cordeiro, Saint Louis vs. Kahuku, 11/18/2017 (19 yards)
19 Enoch Nawahine, Kahuku vs. Saint Louis, 11/18/2017 (67 yards)

Most Yards Rushing

- [QF] 148 Javen Towne, Waianae vs. Farrington, 11/5/2016 (22 attempts)
35 Rico Rosario, Waianae vs. Farrington, 11/5/2016 (5 attempts)
- [SF] 237 Ala'i Williams, Punahou vs. Mililani, 11/18/2022 (29 attempts)
155 Malae Fonoti, Kahuku vs. Punahou, 11/17/2023 (26 attempts)
133 Zealand Matagi, Kahuku vs. Campbell, 11/22/2019 (40 attempts)
112 Chevan Cordeiro, Saint Louis vs. Mililani, 11/10/2017 (16 attempts)
107 Sky Lactaen, Campbell vs. Mililani, 11/16/2018 (23 attempts)
106 Harmon Brown, Kahuku vs. Kapolei, 11/11/2016 (15 attempts)
106 Nehemiah Timoteo, Mililani vs. Saint Louis 12/18/2021 (18 attempts)
- [CH] 138 Kana Loa Kaluna, Kahuku vs. Saint Louis, 12/23/2021 (16 attempts)
136 Tua Tagovailoa, Saint Louis vs. Kahuku, 11/19/2016 (18 attempts)
135 Harmon Brown, Kahuku vs. Saint Louis, 11/19/2016 (15 attempts)

Best Avg. per Carry

- [QF] (min. 5 att.) 7.0 Rico Rosario, Waianae vs. Farrington, 11/5/2016 (5-35)
(min. 10 att.) 0.8 Nick Kapule, Punahou vs. Kapolei 11/5/2016 (11-9)
(min. 20 att.) 6.7 Javen Towne, Waianae vs. Farrington, 11/5/2016 (22-148)
- [SF] (min. 5 att.) 7.1 Harmon Brown, Kahuku vs. Kapolei, 11/11/2016 (15-106)
(min. 10 att.) 7.1 Harmon Brown, Kahuku vs. Kapolei, 11/11/2016 (15-106)
(min. 20 att.) 8.2 Ala'i Williams, Punahou vs. Mililani, 11/18/2022 (29-237)
- [CH] (min. 5 att.) 12.5 Jayden deLaura, Saint Louis vs. Kahuku, 11/29/2019 (6-75)
(min. 10 att.) 9.0 Harmon Brown, Kahuku vs. Saint Louis, 11/19/2016 (15-135)
(min. 20 att.) 4.1 Malae Fonoti, Kahuku vs. Mililani, 11/24/2023 (28-116)

Most Touchdowns Rushing

- [QF] 1 (by 2 players)
- [SF] 4 Ala'i Williams, Punahou vs. Mililani, 11/18/2022 (29-237)
2 Harmon Brown, Kahuku vs. Kapolei, 11/11/2016 (15-106)
2 Elvis Vakapuna, Kahuku vs. Kapolei, 11/11/2016 (16-70)
2 Jayden deLaura, Saint Louis vs. Kahuku, 11/16/2018 (9-6)
2 Robbie Paikai, Saint Louis vs. Kahuku, 11/16/2018 (10-60)
2 Zealand Matagi, Kahuku vs. Campbell, 11/22/2019 (30-133)
2 Malae Fonoti, Kahuku vs. Punahou, 11/17/2023 (26-155)
- [CH] 3 Kana Loa Kaluna, Kahuku vs. Saint Louis, 12/23/2021 (16-138)
2 Malosi Sam, Saint Louis vs. Mililani, 11/24/2018 (9-49)
2 Jayden deLaura, Saint Louis vs. Kahuku, 11/29/2019 (6-75)
2 Koali Nishigaya, Saint Louis vs. Kahuku, 11/29/2019 (2-9)

Longest TD run

- [QF] 15 Javen Towne, Waianae vs. Farrington, 11/5/2016
- [SF] 80 Tua Tagovailoa, Saint Louis vs. Waianae, 11/11/2016
- [CH] 43 Dylan Silva, Saint Louis vs. Kahuku, 11/19/2016

Longest Non-scoring run

- [QF] 29 Javen Towne, Waianae vs. Farrington, 11/5/2016
- [SF] 56 Jaron-Keawe Sagapolutele, Campbell vs. Mililani, 11/17/2023
- 50 Chevan Cordeiro, Saint Louis vs. Mililani, 11/10/2017
- [CH] 34 Elvis Vakapuna, Kahuku vs. Saint Louis, 11/19/2016

Most Passes Attempted

- [QF] 37 Taulia Tagovailua, Kapolei vs. Punahou, 11/5/2016
- 21 Stephen Barber, Punahou vs. Kapolei, 11/5/2016
- [SF] 53 Taulia Tagovailua, Kapolei vs. Kahuku, 11/11/2016
- 51 Dillon Gabriel, Mililani vs. Saint Louis, 11/10/2017
- [CH] 50 Jayden deLaura, Saint Louis vs. Kahuku, 11/29/2019

Most Passes Completed

- [QF] 28 Taulia Tagovailua, Kapolei vs. Punahou, 11/5/2016
- 13 Stephen Barber, Punahou vs. Kapolei, 11/5/2016
- [SF] 33 Treston McMillan, Mililani vs. Campbell, 11/17/2023
- 31 Taulia Tagovailua, Kapolei vs. Kahuku, 11/11/2016
- 29 Blaine Hipa, Campbell vs. Kahuku, 11/22/2019
- 24 Chevan Cordeiro, Saint Louis vs. Mililani, 11/10/2017
- [CH] 30 Chevan Cordeiro, Saint Louis vs. Kahuku, 11/18/2017
- 23 Dillon Gabriel, Mililani vs. Saint Louis, 11/24/2018
- 19 Jayden deLaura, Saint Louis vs. Mililani, 11/24/2018

Most Passes Intercepted

- [QF] 1 [by 3 players]
- [SF] 4 Jaron-Keawe Sagapolutele, Campbell vs. Kahuku, 11/18/2022
- 4 Ty McCutcheon, Punahou vs. Kahuku, 11/17/2023
- 3 Taulia Tagovailua, Kapolei vs. Kahuku, 11/11/2016
- 3 Justin Tacgere, Waianae vs. Kahuku, 11/20/2017
- 3 Blaine Hipa, Campbell vs. Mililani, 11/16/2018
- 3 Robbie Sauvao, Kahuku vs. Saint Louis, 11/16/2018
- 3 Brendyn Agbayani, Mililani vs. Saint Louis, 11/22/2019
- [CH] 3 Dillon Gabriel, Mililani vs. Saint Louis, 11/24/2018
- 2 Chevan Cordeiro, Saint Louis vs. Kahuku, 11/18/2017
- 2 Sol Jay Maiava, Kahuku vs. Saint Louis, 11/18/2017
- 2 Jayden deLaura, Saint Louis vs. Mililani, 11/24/2018
- 2 AJ Bianco, Saint Louis vs. Kahuku, 12/23/2021

Most Yards Passing

- [QF] 367 Taulia Tagovailua, Kapolei vs. Punahou, 11/5/2016
- 169 Stephen Barber, Punahou vs. Kapolei, 11/5/2016
- [SF] 528 Chevan Cordeiro, Saint Louis vs. Mililani, 11/10/2017
- 272 Treston McMillan, Mililani vs. Campbell, 11/17/2023
- 260 Taulia Tagovailua, Kapolei vs. Kahuku, 11/11/2016
- [CH] 440 Chevan Cordeiro, Saint Louis vs. Kahuku, 11/18/2017
- 280 Jayden deLaura, Saint Louis vs. Kahuku, 11/29/2019
- 264 Treston McMillan, Mililani vs. Kahuku, 11/24/2023
- 259 Dillion Gabriel, Mililani vs. Saint Louis, 11/24/2018

Most Touchdowns Passing

- [QF] 5 Taulia Tagovailua, Kapolei vs. Punahou, 11/5/2016
- [SF] 5 Chevan Cordeiro, Saint Louis vs. Mililani, 11/10/2017
- [CH] 4 Sol Jay Maiava, Kahuku vs. Saint Louis, 11/18/2017
- 3 Chevan Cordeiro, Saint Louis vs. Kahuku, 11/18/2017
- 3 Jason Mariteragi, Kahuku vs. Saint Louis, 12/23/2021

Best Completion Percentage

- [QF] (Min. 10 att.) .619 Stephen Barber, Punahou vs. Kapolei, 11/5/2016 (13-21)
- (Min. 30 att.) .757 Taulia Tagovailua, Kapolei vs. Punahou, 11/5/2016 (28-37)
- [SF] (Min. 10 att.) .866 Tua Tagovailoa, Saint Louis vs. Waianae, 11/11/2016 (13-15)
- (Min. 20 att.) .708 Jayden DeLaura, Saint Louis vs. Kahuku, 11/16/2018 (17-24)
- (Min. 30 att.) .733 Treston McMillan, Mililani vs. Campbell, 11/17/2023 (33-45)
- [CH] (Min. 10 att.) .684 Tulilele Tagovailua-Amosa, Kahuku vs. Mililani, 11/24/2023 (13-19)
- (Min. 30 att.) .682 Chevan Cordeiro, Saint Louis vs. Kahuku, 11/18/2017 (30-44)

Most Consecutive Completions

- [SF] 10 Jason Mariteragi, Kahuku vs. Saint Louis, 12/23/2021 (10 to start game)
- [CH] 9 Treston McMillan, Mililani vs. Kahuku, 11/24/2023 (9 to start game)

Longest Scoring Pass

- [QF] 28 Jaren Ulu to Isaiah Freeney, Waianae vs. Farrington, 11/05/2016
- 28 Stephen Barber to Andrew Martinson, Punahou vs. Kapolei, 11/05/2016
- [SF] 70 Sol-Jay Maiava to Elvis Vakapuna, Kahuku vs. Kapolei, 11/11/2016
- 69 Chevan Cordeiro to Mitchell Quinn, Saint Louis vs. Mililani, 11/10/2017
- [CH] 95 Chevan Cordeiro to Mitchell Quinn, Saint Louis vs. Kahuku, 11/18/2017
- 89 Treston McMillan to Davyn Joseph, Mililani vs. Kahuku, 11/24/2023
- 86 Jayden deLaura to Roman Wilson, Saint Louis vs. Kahuku, 11/29/2019

Longest Non-scoring Pass

- [QF] 46 Stephen Barber to Andrew Martinson, Punahou vs. Kapolei, 11/05/2016
- [SF] 55 Ty McCutcheon to Zion White, Punahou vs. Kahuku, 11/17/2023
- 51 Chevan Cordeiro to Mitchell Quinn, Saint Louis vs. Mililani, 11/10/2017
- [CH] 48 Jayden deLaura to Roman Wilson, Saint Louis vs. Mililani, 11/24/2018
- 40 Tua Tagovailoa to Jonah Panoke, Saint Louis vs. Kahuku, 11/19/2016
- 40 Jayden deLaura to Matthew Sykes, Saint Louis vs. Kahuku, 11/29/2019

Most Receptions

- [QF] 9 Jaymin Saron, Kapolei vs. Punahou, 11/05/2016
- 9 Andrew Martinson, Punahou vs. Kapolei, 11/05/2016
- 8 Wyatt Perez, Kapolei vs. Punahou, 11/05/2016
- [SF] 12 Jaymin Saron, Kapolei vs. Kahuku, 11/11/2016
- 9 Wyatt Perez, Kapolei vs. Kahuku, 11/11/2016
- 9 Roman Wilson, Saint Louis vs. Mililani, 11/22/2019
- 9 Kainoa Carvalho, Kahuku vs. Campbell, 12/18/2021
- [CH] 9 Chance Beyer, Saint Louis vs. Kahuku, 11/18/2017
- 8 Jonah Panoke, Saint Louis vs. Kahuku, 11/18/2017
- 8 Ryan Chang, Mililani vs. Saint Louis, 11/24/2018
- 8 Roman Wilson, Saint Louis vs. Kahuku, 11/29/2019

Most Yards Receiving

- [QF] 168 Andrew Martinson, Punahou vs. Kapolei, 11/05/2016
- 132 Wyatt Perez, Kapolei vs. Punahou, 11/05/2016
- [SF] 307 Mitchell Quinn, Saint Louis vs. Mililani, 11/10/2017
- 100 Kainoa Carvalho, Kahuku vs. Campbell, 12/18/2021
- 90 Duke Heffernan, Kahuku vs. Waianae, 11/10/2017
- [CH] 171 Roman Wilson, Saint Louis vs. Kahuku, 11/29/2019
- 152 Jonah Panoke, Saint Louis vs. Kahuku, 11/18/2017
- 148 Roman Wilson, Saint Louis vs. Mililani, 11/24/2018
- 135 Kainoa Carvalho, Kahuku vs. Saint Louis, 12/23/2021
- 131 Mitchell Quinn, Saint Louis vs. Kahuku, 11/18/2017

Most Yards per Reception

- [QF] (min. 3) 18.7 Andrew Martinson, Punahou vs. Kapolei, 11/05/2016 (9-168)
- (min. 5) 18.7 Andrew Martinson, Punahou vs. Kapolei, 11/05/2016 (9-168)
- [SF] (min. 3) 38.4 Mitchell Quinn, Saint Louis vs. Mililani, 11/10/2017 (8-307)
- (min. 5) 38.4 Mitchell Quinn, Saint Louis vs. Mililani, 11/10/2017 (8-307)
- [CH] (min. 3) 33.7 Jonah Panoke, Saint Louis vs. Kahuku, 11/19/2016 (3-101)
- (min. 5) 26.2 Mitchell Quinn, Saint Louis vs. Kahuku, 11/18/2017 (5-131)

Most Touchdown Receptions

- [QF] 4 Jaymin Saron, Kapolei vs. Punahou, 11/05/2016
- 3 Andrew Martinson, Punahou vs. Kapolei, 11/05/2016
- [SF] 5 Mitchell Quinn, Saint Louis vs. Mililani, 11/10/2017
- 3 Ronson Young, Saint Louis vs. Waianae, 11/11/2016
- [CH] 2 Mitchell Quinn, Saint Louis vs. Kahuku, 11/18/2017
- 2 Kainoa Carvalho, Kahuku vs. Saint Louis, 12/23/2021

Most Total Offensive Plays

- [QF] 42 Taulia Tagovailoa, Kapolei vs. Punahou, 11/05/2016
- [SF] 63 Dillion Gabriel, Mililani vs. Saint Louis, 11/10/2017 (12 rush, 51 pass)
- [CH] 66 Dillion Gabriel, Mililani vs. Saint Louis, 11/24/2018 (22 rush, 44 pass)
- 64 Chevan Cordeiro, Saint Louis vs. Kahuku, 11/18/2017 (20 rush, 44 pass)

Most Total Offensive Yards

- [QF] 350 Taulia Tagovailoa, Kapolei vs. Punahou, 11/05/2016 (-17 rush, 367 pass)
- [SF] 632 Chevan Cordeiro, Saint Louis vs. Mililani, 11/10/2017 (104 rush, 528 pass)
- [CH] 459 Chevan Cordeiro, Saint Louis vs. Kahuku, 11/18/2017 (19 rush, 440 pass)

Most Points Responsible (Total Offense)

- [QF] 30 Taulia Tagovailoa, Kapolei vs. Punahou, 11/05/2016 (5 pass TD)
- [SF] 36 Chevan Cordeiro, Saint Louis vs. Mililani, 11/10/2017 (1 rush, 5 pass)
- [CH] 24 Sol-Jay Maiava, Kahuku vs. Saint Louis, 11/18/2017 (4 TD)

Most Points Scored

- [QF] 24 Jaymin Saron, Kapolei vs. Punahou, 11/05/2016 (4 rec. TD)
- [SF] 30 Mitchell Quinn, Saint Louis vs. Mililani, 11/10/2017 (5 rec. TD)
- [CH] 18 Kana Loa Kaluna, Kahuku vs. Saint Louis, 12/23/2021 (3 TD)
- 12 Jacob Tobias, Saint Louis vs. Kahuku, 11/19/2016 (3 FG, 3 PAT)
- 12 Mitchell Quinn, Saint Louis vs. Kahuku, 11/18/2017 (2 TD)
- 12 Malosi Sam, Saint Louis vs. Mililani, 11/24/2018
- 12 Jayden deLaura, Saint Louis vs. Kahuku, 11/29/2019
- 12 Koali Nishigaya, Saint Louis vs. Kahuku, 11/29/2019

Most Points Kicking

- [QF] 3 Tanner Ritchey, Kapolei vs Punahou, 11/05/2016
- 3 Jeffrey Chan, Punahou vs. Kapolei, 11/05/2016
- [SF] 11 Jacob Tobias, Saint Louis vs. Mililani, 11/10/2017 (5 PAT, 2 FG)
- [CH] 12 Jacob Tobias, Saint Louis vs. Kahuku, 11/19/2016 (3 FG, 3 PAT)

Most Field Goals

- [QF] (none made)
- [SF] 2 Jacob Tobias, Saint Louis vs. Mililani, 11/10/2017 (31, 36)
- 2 Chase Taylor, Campbell vs. Kahuku, 11/22/2019 (23, 24)
- 2 Lason Napuunooa, Saint Louis vs. Mililani, 12/18/2021 (24, 38)
- [CH] 3 Jacob Tobias, Saint Louis vs. Kahuku, 11/19/2016 (30, 27, 40)

Longest Field Goal

- [QF] (none made)
- [SF] 39 Liam McGehee, Mililani vs. Campbell, 11/16/2018
- 38 Lason Napuunooa, Saint Louis vs. Mililani, 12/18/2021
- 36 Jacob Tobias, Saint Louis vs. Mililani, 11/10/2017
- [CH] 44 Liam McGehee, Mililani vs. Saint Louis, 11/24/2018
- 40 Jacob Tobias, Saint Louis vs. Kahuku, 11/19/2016

Most Two-Point Conversions

- [QF] (none converted)
- [SF] 1 John-Herold Namu, Mililani vs. Saint Louis, 12/18/2021
- [CH] (none converted)

Longest Kickoff Return

- [QF] 55 Challen Faamatau, Farrington vs. Waianae, 11/05/2016
- [SF] 91 Tevita Faleta, Kahuku vs. Saint Louis, 11/16/2018 (TD)
- 41 Reichel Vegas, Mililani vs. Saint Louis, 11/11/2016
- [CH] 50 Elvis Vakapuna, Kahuku vs. Saint Louis, 11/19/2016

Longest Punt

- [QF] 49 Riley Asuncion, Kapolei vs. Punahou, 11/05/2016
- [SF] 59 Cy Kuboyama-Hayashi, Mililani vs. Saint Louis, 11/11/2016
- [CH] 59 Davyn Joseph, Mililani vs. Kahuku, 11/24/2023
- 56 Kana Loa Kaluna, Kahuku vs. Saint Louis, 12/23/2021

Best Punting Average

- [QF] 42.0 Blessing Umaga, Farrington vs. Waianae, 11/05/2016
- [SF] 46.0 Cy Kuboyama-Hayashi, Mililani vs. Saint Louis, 11/11/2016
- [CH] 45.0 Ikaia Bernardino, Saint Louis vs. Kahuku, 11/19/2016

Longest Punt Return

- [QF] 26 Blessing Umaga, Farrington vs. Waianae, 11/05/2016
- [SF] 24 Frisco Aveau, Kahuku vs. Saint Louis, 11/16/2018
- 22 Kainoa Carvalho, Kahuku vs. Campbell, 12/18/2021
- 22 Trech Kekahuna, Saint Louis vs. Mililani, 12/18/2021
- 21 Keanu Wallace, Saint Louis vs. Kahuku, 11/16/2018
- [CH] 86 Diezel Kamoku, Kahuku vs. Mililani, 11/24/2023
- 26 Sione Mahe, Kahuku vs. Saint Louis, 11/18/2017

Most Interceptions

- [QF] 2 Iosefo Ah Ching-Noga, Farrington vs. Waianae, 11/05/2016
- [SF] 3 Keola Vilorina, Mililani vs. Campbell, 11/16/2018 (3-34)
- [CH] 3 Korvin Feagins, Saint Louis vs. Mililani, 11/24/2018

Longest Interception Return

- [QF] 35 Iosefo Ah Ching-Noga, Farrington vs. Waianae, 11/05/2016
- [SF] 70 Lawai'alani Brown, Saint Louis vs. Mililani, 11/22/2019 (TD)
- 56 Kekaula Kaniho, Kahuku vs. Kapolei, 11/11/2016
- 52 Harvey Welch, Saint Louis vs. Kahuku, 11/16/2018 (TD)
- [CH] 96 Nicholas Herbig, Saint Louis vs. Kahuku, 11/20/2019 (TD)
- 40 Isaiah Tufaga, Saint Louis vs. Kahuku, 11/18/2017

Longest Fumble Return

- [QF] (none longer than 1 yard)
- [SF] (none more than 1 yard)
- [CH] 74 Jordan Botelho, Saint Louis vs. Mililani, 11/24/20

2016 Open Division



Quarterfinal – Saturday, Nov. 5, 2016 – Aloha Stadium. Attendance 5,540
 Waianae 14, Farrington 8

	1	2	3	4	Total
Waianae (9-4)	0	7	0	7	14
Farrington (8-4)	0	0	0	8	8

Scoring Summary:

2nd 00:19 WAIANAЕ - FREENEY, Isaiah 28 yd pass from ULU, Jaren (EBEL, Tate kick)
 4th 11:56 FARRING - MASALOSALO, Faa safety
 07:40 FARRING - FAAMATAU, Chall 2 yd run (RAPOZA, Bishop rush failed)
 04:58 WAIANAЕ - TOWNE, Javen 15 yd run (EBEL, Tate kick)

	WAIANAЕ	FARRING
FIRST DOWNS	17	7
RUSHES-YARDS (NET)	51-205	29-10
PASSING YDS (NET)	130	65
Passes Att-Comp-Int.....	15-8-2	27-10-0
TOTAL OFFENSE PLAYS-YARDS	66-335	56-75
Fumble Returns-Yards.....	0-0	0-0
Punt Returns-Yards.....	1-5	3-61
Kickoff Returns-Yards.....	2-35	3-81
Interception Returns-Yards....	0-0	2-50
Punts (Number-Avg).....	4-27.8	7-42.0
Fumbles-Lost.....	3-2	2-1
Penalties-Yards.....	10-70	10-143
Possession Time.....	28:02	19:58
Third-Down Conversions.....	6 of 17	2 of 14
Fourth-Down Conversions.....	1 of 2	2 of 5
Red-Zone Scores-Chances.....	1-2	1-4
Sacks By: Number-Yards.....	2-31	2-9

RUSHING: Waianae-TOWNE, Javen 22-148; ROSARIO, Rico 5-35; GREY, Solofua 6-25; AMBROCIO, Kade 8-18; MCFALL, John 1-1; PONTES-BORJE, J 4-minus 1; TEAM 2-minus 7; ULU, Jaren 3-minus 14. Farrington-FAAMATAU, Chall 20-32; UMAGA, Blessing 1-2; ALUALU, Freedom 2-2; RAPOZA, Bishop 4-minus 8; UAHINUI, Justin 2-minus 18.

PASSING: Waianae-ULU, Jaren 7-13-1-120; PONTES-BORJE, J 1-2-1-10. Farrington-RAPOZA, Bishop 7-20-0-39; UAHINUI, Justin 2-5-0-18; FAAMATAU, Chall 0-1-0-0; TAUTOLO, TJ 1-1-0-8.

RECEIVING: Waianae-FREENEY, Isaiah 3-41; AMBROCIO, Kade 2-50; GREY, Solofua 1-18; VALU, Atui 1-11; TOOTOO, Jeresal 1-10. Farrington-FAAMATAU, Chall 3-24; UMAGA, Blessing 2-4; AH CHING-NOGA, I 1-18; ETER, Joaniamas 1-8; ALUALU, Freedom 1-5; VENZON, Dindo 1-5; TAUTOLO, TJ 1-1.

INTERCEPTIONS: Waianae-None. Farrington-AH CHING-NOGA, I 2-50.

FUMBLES: Waianae-PONTES-BORJE, J 1-0; ULU, Jaren 1-1; GREY, Solofua 1-1. Farrington-UAHINUI, Justin 1-0; FAAMATAU, Chall 1-1.

SACKS (UA-A): Waianae Seariders-KEOPUHIWA, Rudy 0-1; MAILO, Francis 0-1; MAUGA, Kanai 0-1; GONSALVES, Jayl 0-1. Farrington Governors-CASTILLIANO, Ch 0-1; MASALOSALO, Faa 1-0; ALUALU, Freedom 0-1.

TACKLES (UA-A): Waianae Seariders-MAUGA, Kanai 6-2; GONSALVES, Jayl 4-3; CABRAL, Tony 3-3; EVANGELISTA, Da 5-0; SANA, Sireadan 2-3; ATUATASI, Micah 3-1; KAHOOILILIHALA, T 3-1; MAILO, Francis 1-2; KEOPUHIWA, Rudy 1-2; AILUA, Feletoa 1-1; KALAMAU, Chavis 1-1; WEBER, Dayton 1-1; NAPIERALA-ROSE, 1-1; TEAM 1-0; TOOTOO, Jeresal 1-0; PONTES-BORJE, J 1-0; ANAKALEA-CRAWFO 0-1; DAVIS, Keoki 0-1; WILCOX-MOLINA, H 0-1. Farrington Governors-MASALOSALO, Faa 9-5; TANUVASA, Samse 7-2; AH CHING-NOGA, I 7-1; CASTILLIANO, Ch 3-3; ALUALU, Freedom 3-3; GAULUA, Tainano 3-2; SILA, Foi 3-1; ANDERSON, Richa 2-0; ACORDA, Christi 1-1; MOSES-S, Kingt 1-0; WILLIAMS, Ezra 1-0; TAUMUA, Isaiah 1-0; FRATICELLI, And 1-0; TAUTOLO, TJ 1-0; UAHINUI, Justin 1-0; RAPOZA, Bishop 0-1; CALIP, Ayson-Ja 0-1.

Kickoff time: 4:37 pm End of Game: 7:28 pm Total elapsed time: 2:51
 Officials: Referee: Cal Evans; Umpire: Mike Goshima; Linesman: Wade Miranda;
 Line judge: Dan Bayne; Back judge: Mitchell Remba; Field judge: B. Mirafuentes;
 Side judge: Duane Moku;
 Temperature: 83 deg. Wind: ENE 20 mph Weather: Partly Sunny

Quarterfinal – Saturday, Nov. 5, 2016 – Aloha Stadium. Attendance 5,540
Kapolei 33, Punahou 21

	1	2	3	4	Total
Kapolei (10-2)	0	13	7	13	33
Punahou (7-3)	7	0	14	0	21

Scoring Summary:

1st 03:29 PUNAHOU - MARTINSON, A. 27 pass from KAPULE,Nicholas (CHAN, Jeffrey kick)
 2nd 10:47 KAPOLEI - SARONO,Jaymin 22 pass from TAGOVAILLOA,Tau(MEYER,Beau kick fail)
 04:15 KAPOLEI - SARONO,Jaymin 19 pass from TAGOVAILLOA,Tau(RITCHEY, Tanner kick)
 3rd 09:33 PUNAHOU - MARTINSON, A. 28 pass from BARBER, Stephen (CHAN, Jeffrey kick)
 05:12 KAPOLEI - PEREZ, Wyatt 7 pass from TAGOVAILLOA, Tau (RITCHEY, Tanner kick)
 02:38 PUNAHOU - MARTINSON, A. 17 pass from BARBER, Stephen (CHAN, Jeffrey kick)
 4th 11:03 KAPOLEI - SARONO,Jaymin 3 pass fr TAGOVAILLOA,Tau(TAGOVAILLOA,T pass fail)
 06:45 KAPOLEI - SARONO,Jaymin 4 pass from TAGOVAILLOA, Tau (RITCHEY,Tanner kick)

	KAPOLEI	PUNAHOU
FIRST DOWNS	22	21
RUSHES-YARDS (NET)	25-46	23--2
PASSING YDS (NET)	367	289
Passes Att-Comp-Int.....	37-28-0	36-22-1
TOTAL OFFENSE PLAYS-YARDS	62-413	59-287
Fumble Returns-Yards.....	0-0	0-0
Punt Returns-Yards.....	0-0	1--3
Kickoff Returns-Yards.....	1-21	6-131
Interception Returns-Yards....	1-0	0-0
Punts (Number-Avg).....	3-37.7	3-30.3
Fumbles-Lost.....	1-1	2-1
Penalties-Yards.....	16-157	12-127
Possession Time.....	28:30	19:30
Third-Down Conversions.....	7 of 12	4 of 10
Fourth-Down Conversions.....	1 of 1	2 of 3
Red-Zone Scores-Chances.....	4-5	2-2
Sacks By: Number-Yards.....	6-53	4-24

RUSHING: Kapolei-ROSA, Leighton 7-30; BROWN, Antoneo 6-20; MOKIAO-ATIMALAL 6-12; PEREZ, Wyatt 1-1; TAGOVAILLOA, Tau 5-minus 17. Punahou-NAWAHINE, Enoch 5-21; KAPULE,Nicholas 11-9; KAUFUSI, S. 2-5; BARBER, Stephen 5-minus 37.

PASSING: Kapolei-TAGOVAILLOA, Tau 28-37-0-367. Punahou-BARBER, Stephen 13-21-0-169; KAPULE,Nicholas 9-15-1-120.

RECEIVING: Kapolei-SARONO, Jaymin 9-87; PEREZ, Wyatt 8-132; MOKIAO-ATIMALAL 5-72; ALVAREZ-RANAN,K 4-61; AHANA, Isaiah 1-17; ROSA, Leighton 1-minus 2. Punahou-MARTINSON, A. 9-168; COCKETT, Judd 4-40; TAKEYAMA, Ethan 3-43; BRADY, Eamon 3-20; NAWAHINE, Enoch 2-10; KAUFUSI, S. 1-6; SOA, Paulo 0-2.

INTERCEPTIONS: Kapolei-LEE, Leonard 1-0. Punahou-None.

FUMBLES: Kapolei-MOKIAO-ATIMALAL 1-1. Punahou-KAUFUSI, S. 1-1; AINA,Kamauliola 1-0.

SACKS (UA-A): Kapolei Hurricanes-TAGOVAILLOA-AMOS 4-1; MA'AE, Treven 0-1; NAEHU, Dylan 1-0. Punahou Buffanblu-KAUMATULE,NOAH- 1-0; FAKAMOUMAFI, T. 1-0; SUGUTURAGA,Miki 1-0; DOMINICK, Frank 1-0.

TACKLES (UA-A): Kapolei Hurricanes-KELLY, Keanu 5-2; VASEGA, Tyler 3-2; MAREKO, Omar 3-1; EMMSLEY, Kukea 3-0; LORENZO-SEGOVIA 3-0; BERG, Adam 2-1; KANEHAILUA, Kea 2-1; RITCHEY, Tanner 2-0; LEE, Leonard 2-0; TAGOVAILLOA-AMOS 2-0; KAILIULI, Jaryn 2-0; AMINA, Bam 1-0; SILVA, Ceyber 1-0; KAOPUIKI, Kekoa 1-0; FOI, Allen 1-0; MA'AE, Treven 1-0; SAVEA, Rocky 0-1. Punahou Buffanblu-LIUFAU, Marist 8-0; SKELTON, A. 4-2; MAKAULA,Kaulana 5-0; MINDICH, Satya 4-1; LAKALAKA, S. 4-0; AINA,Kamauliola 4-0; KAUMATULE,NOAH- 4-0; WOO, Aaron 2-0; MOTUAPUAKA,Hale 1-1; FREEMAN,Kennedy 1-0; SUGUTURAGA,Miki 1-0; KAMANA, Noa 1-0; DOMINICK, Frank 1-0; SHIRAKI, Trent 1-0; ONO, Tanner 1-0.

Kickoff time: 8:00 p.m End of Game: 10:50p.m Total elapsed time: 2:50
 Officials: Referee: Craig Shaner; Umpire: Mike Reedy; Linesman: Allen Marshall;
 Line judge: Teddy Biesecker; Back judge: John Oku; Field judge: Matt Dery;
 Side judge: Johnathn Thorpe;
 Temperature: 77 deg. Wind: NE 8 mph Weather: Partly Cloudy

Semifinal – Saturday, Nov. 11, 2016 – Aloha Stadium. Attendance: 11,872
#1 Saint Louis 42, Waianae 7

	1	2	3	4	Total
Waianae (9-5)	0	0	0	7	7
Saint Louis (9-1)	14	28	0	0	42

Scoring Summary:

1st 08:06 STLOUIS - YOUNG,Ronson 5 yd pass from TAGOVAILLOA,Tua (TOBIAS, Jacob kick)
 07:08 STLOUIS - PURCELL, Noa 36 yd interception return (TOBIAS, Jacob kick)
 2nd 10:09 STLOUIS - YOUNG,Ronson 4 yd pass from TAGOVAILLOA,Tua (TOBIAS, Jacob kick)
 06:35 STLOUIS - TAGOVAILLOA, Tua 80 yd run (TOBIAS, Jacob kick)
 02:20 STLOUIS - SILVA, Dylan 3 yd run (TOBIAS, Jacob kick)
 00:24 STLOUIS - YOUNG,Ronson 9 yd pass from TAGOVAILLOA,Tua (TOBIAS, Jacob kick)
 4th 09:15 WAIANAE - ROSARIO, Rico 1 yd run (EBEL, Tate kick)

	WAIANAE	STLOUIS
FIRST DOWNS	14	15
RUSHES-YARDS (NET)	38-66	18-120
PASSING YDS (NET)	119	201
Passes Att-Comp-Int.....	23-11-3	20-17-0
TOTAL OFFENSE PLAYS-YARDS	61-185	38-321
Fumble Returns-Yards.....	0-0	0-0
Punt Returns-Yards.....	1--1	2--2
Kickoff Returns-Yards.....	4-65	2-14
Interception Returns-Yards....	0-0	3-59
Punts (Number-Avg).....	4-29.8	2-42.0
Fumbles-Lost.....	0-0	2-1
Penalties-Yards.....	9-89	14-131
Possession Time.....	29:51	18:09
Third-Down Conversions.....	5 of 12	1 of 4
Fourth-Down Conversions.....	0 of 2	0 of 1
Red-Zone Scores-Chances.....	1-2	4-5
Sacks By: Number-Yards.....	1-16	5-19

RUSHING: Waianae-ROSARIO, Rico 19-67; TOWNE, Javen 8-27; HUSSEY, Solomon 2-4; PONTES-BORJE, J 2-2; ULU, Jaren 5-minus 15; TEAM 2-minus 19. SaintLouis-TAGOVAILLOA, Tua 4-67; SILVA, Dylan 4-29; CORDEIRO, C 1-12; BONNER, Maika 1-6; MONTEILH, A 2-4; MALEPEAI, K. 2-3; WELA, Sean 1-2; GONSALVES,James 1-1; TUISANO, Austin 1-0; SAPPAL, Chandan 1-minus 4.

PASSING: Waianae-ULU, Jaren 11-21-1-119; PONTES-BORJE, J 0-2-2-0. SaintLouis-TAGOVAILLOA, Tua 13-15-0-162; CORDEIRO, C 4-5-0-39.

RECEIVING: Waianae-FREENEY, Isaiah 4-52; DAVIS, Keoki 2-24; TOOTOO, Jeresal 2-22; AMBROCIO, Kade 2-18; ROSARIO, Rico 1-3. SaintLouis-KEKAHUNA-KALAWE 5-50; YOUNG, Ronson 4-53; WASHINGTON-VILL 1-31; QUINN, Mitchell 1-18; OASAY, Leelan 1-12; ZANNI, Casey 1-12; BERNARDINO, I 1-11; REYES-HACKNEY,K 1-10; ALEJADO, Noah 1-4; TUISANO, Austin 1-0.

INTERCEPTIONS: Waianae-None. SaintLouis-PURCELL, Noa 1-36; MOORE, Branin 1-23; TUFAGA, Isaiah 1-0.

FUMBLES: Waianae-None. SaintLouis-SILVA, Dylan 1-1; BEYER, Chance 1-0.

SACKS (UA-A): Waianae Seariders-MAUGA, Kanai 1-0. SaintLouis Crusaders-SLADEMATAUTIA,I 2-0; TOILOLO, Dylan 1-0; ALUALU, Tupu 1-0; FEARY, Isaiah 1-0.

TACKLES (UA-A): Waianae Seariders-KALAMAU, Chavis 5-2; GONSALVES, Jayl 2-3; HATTORI,Brandon 4-0; RENON, Lanaki 3-1; MAUGA, Kanai 1-2; AYALA, Braiden 2-0; KAHOOILIHALA,T 2-0; MAILLO, Francis 1-1; SANA, Sireadan 1-1; WEBER, Dayton 1-1; NAPIERALA-ROSE, 1-0; GONSALVES, Jayc 1-0; MCFALL, John 1-0; FREENEY, Sam 0-1. SaintLouis Crusaders-PURCELL, Noa 4-2; TUFAGA, Isaiah 2-3; TOILOLO, Dylan 4-0; SLADEMATAUTIA,I 4-0; KAMAKAWIWOOLE,K 4-0; MEYER, Braeden 2-2; FEARY, Isaiah 2-2; MOORE, Branin 1-3; TUI TELE, Faatui 3-0; KANESHIRO, Kai 2-1; POLINARPASCUA,R 2-1; QUINONES, Gino 2-0; SAOLE, Jalen 1-1; ALUALU, Tupu 1-1; ONTAI, Makana 1-1; ZANNI, Casey 1-1; BEYER, Chance 1-0; ALLEN, Stewart 1-0; SANDRY, Rick 1-0; FILISI, Isaiah 1-0; BOTELHO, Jordan 0-1; MALEPEAI, M 0-1; VAIESE, Emmitt 0-1; SCOTT, Samuel 0-1.

Kickoff time: 4:39 pm End of Game: 7:04 pm Total elapsed time: 2:25
 Officials: Referee: Rhys Amimoto; Umpire: Steve Sampson; Linesman: Teddy Biesecker;
 Line judge: Ralph Hasegawa; Back judge: Mitchell Remba; Field judge: Kevin Fuller;
 Side judge: Duane Moku;
 Temperature: 83 deg. Wind: East 9 mph Weather: Fair, 54% humidity

**Semifinal – Saturday, Nov. 11, 2016 – Aloha Stadium. Attendance: 11,872
#2 Kahuku 54, Kapolei 7**

	1	2	3	4	Total
Kapolei (10-3)	7	0	0	0	7
Kahuku (11-1)	7	24	7	16	54

Scoring Summary:

1st 07:09 KAHUKU - VAKAPUNA, Elvis 2 run (NIHIPALI BOTELHO kick)
 02:36 KAPOLEI - SARONO, Jaymin 3 pass from TAGOVAILOA, Tau (MEYER, Beau kick)
 2nd 11:56 KAHUKU - NIHIPALI BOTELHO 25 field goal
 07:11 KAHUKU - VAKAPUNA, Elvis 70 pass fr MAIAVA, Sol-Jay (NIHIPALI BOTELHO kick)
 03:39 KAHUKU - BROWN, Harmon 1 run (NIHIPALI BOTELHO kick)
 01:32 KAHUKU - VAKAPUNA, Elvis 8 run (NIHIPALI BOTELHO kick)
 3rd 00:00 KAHUKU - BROWN, Harmon 3 run (NIHIPALI BOTELHO kick)
 4th 11:13 KAHUKU - REED, Samson safety
 07:01 KAHUKU - FALEMALU, Pua 9 pass from RENAUD, Cameron (NIHIPALI BOTELHO kick)
 04:47 KAHUKU - KANIHO, Kekaula 56 interception return (NIHIPALI BOTELHO kick)

	KAPOLEI	KAHUKU
FIRST DOWNS	23	16
RUSHES-YARDS (NET)	11-43	43-271
PASSING YDS (NET)	260	111
Passes Att-Comp-Int.....	53-31-3	6-5-0
TOTAL OFFENSE PLAYS-YARDS	64-303	49-382
Fumble Returns-Yards.....	0-0	0-0
Punt Returns-Yards.....	0-0	1-5
Kickoff Returns-Yards.....	7-73	2-40
Interception Returns-Yards....	0-0	3-81
Punts (Number-Avg).....	2-37.0	1-32.0
Fumbles-Lost.....	2-1	1-0
Penalties-Yards.....	17-192	13-139
Possession Time.....	25:38	22:22
Third-Down Conversions.....	4 of 13	6 of 9
Fourth-Down Conversions.....	2 of 4	1 of 1
Red-Zone Scores-Chances.....	1-2	6-6
Sacks By: Number-Yards.....	0-0	3-29

RUSHING: Kapolei-BROWN, Antoneo 4-53; EMMSLEY, Kukea 1-5; ROSA, Leighton 1-0; MOKIAO-ATIMALAL 1-0; TAGOVAILOA, Tau 4-minus 15. Kahuku-BROWN, Harmon 15-106; VAKAPUNA, Elvis 16-70; MAIAVA, Sol-Jay 3-46; KEFU, Jean Paul 6-42; MACATIAG, KJ 2-8; LOMBARD, Steven 1-minus 1.

PASSING: Kapolei-TAGOVAILOA, Tau 31-53-3-260. Kahuku-MAIAVA, Sol-Jay 3-4-0-78; RENAUD, Cameron 2-2-0-33.

RECEIVING: Kapolei-SARONO, Jaymin 12-77; PEREZ, Wyatt 9-76; BROWN, Antoneo 3-40; AHANA, Isaiah 2-27; ALVAREZ-RANAN, K 2-18; MOKIAO-ATIMALAL 2-16; ROSA, Leighton 1-6. Kahuku-VAKAPUNA, Elvis 1-70; PURCELL, Joseph 1-24; LOMBARD, Steven 1-12; FALEMALU, Pua 1-9; BROWN, Harmon 1-minus 4.

INTERCEPTIONS: Kapolei-None. Kahuku -KANIHO, Kekaula 1-56; AH HOY, Kesi 1-19; LAUHINGOA, G. 1-6.

FUMBLES: Kapolei-BROWN, Antoneo 1-0; PEREZ, Wyatt 1-1. Kahuku-MAIAVA, Sol-Jay 1-0.

SACKS (UA-A): Kapolei Hurricanes-None. Kahuku Red Raiders-REED, Samson 2-0; LINDSEY, Tema 1-0.

TACKLES (UA-A): Kapolei Hurricanes-KELLY, Keanu 6-5; MAREKO, Omar 6-2; FIAFAIMANE, Geo 4-1; SAVEA, Rocky 3-2; VASEGA, Tyler 2-3; KANEHAILUA, Kea 2-2; BUNKER, Ikaika 2-1; TUIA, Junior 2-0; LEE, Leonard 2-0; NAEHU, Dylan 2-0; LACADEN, Teriq 1-1; MA'AE, Treven 1-0; BERG, Adam 1-0; LORENZO-SEGOVIA 1-0; SARONO, Jaymin 1-0; AMINA, Bam 0-1. Kahuku Red Raiders-NIHIPALIBOTELHO 8-0; AH HOY, Kesi 4-2; AH YOU, Miki 5-0; LEFAU, Toalei 4-1; NAUPOTO, Siieli 4-0; SAUVAO, Codie 4-0; KANIHO, Kekaula 3-0; LINDSEY, Tema 3-0; REED, Samson 2-1; WONG-LAU, Micah 1-1; NIHIPALI, Kalun 0-2; TOARA'A, Na'a 1-0; KELIUKULI, M, 0-1; KANIHO, Kaonohi 0-1; VIMAHI, A. 0-1.

Kickoff time: 7:41 pm End of Game: 10:18 pm Total elapsed time: 2:37
 Officials: Referee: Shawn McGurrin; Umpire: Mike Simonds; Linesman: Wade Miranda;
 Line judge: MarshallHarvest; Back judge: Craig Shaner; Field judge: Santos Barbasa;
 Side judge: Doug Hunt;
 Temperature: 76 deg. Wind: NE 6 mph Weather: Fair, 72% humidity

Championship – Saturday, Nov. 19, 2016 – Aloha Stadium. Attendance 20,447
#2 Saint Louis 30, #1 Kahuku 14

	1	2	3	4	Total
Saint Louis (10-1)	3	10	0	17	30
Kahuku (11-2)	0	14	0	0	14

Scoring Summary:

1st 05:14 STLOUIS - TOBIAS, Jacob 30 yd field goal
 2nd 11:08 STLOUIS - TOBIAS, Jacob 27 yd field goal
 05:57 KAHUKU - VAKAPUNA, Elvis 1 yd run (NIHIPALIBOTELHO kick)
 05:36 STLOUIS - PANOKE, Jonah 52 yd pass from TAGOVAILOA, Tua (TOBIAS, Jacob kick)
 01:08 KAHUKU - BROWN, Harmon 7 yd run (NIHIPALIBOTELHO kick)
 4th 11:50 STLOUIS - TOBIAS, Jacob 40 yd field goal
 04:44 STLOUIS - TAGOVAILOA, Tua 30 yd run (TOBIAS, Jacob kick)
 02:39 STLOUIS - SILVA, Dylan 43 yd run (TOBIAS, Jacob kick)

	STLOUIS	KAHUKU
FIRST DOWNS	20	13
RUSHES-YARDS (NET)	32-230	49-258
PASSING YDS (NET)	243	0
Passes Att-Comp-Int.....	25-16-1	3-0-0
TOTAL OFFENSE PLAYS-YARDS	57-473	52-258
Fumble Returns-Yards.....	0-0	0-0
Punt Returns-Yards.....	1-7	0-0
Kickoff Returns-Yards.....	3-65	3-127
Interception Returns-Yards....	0-0	1-0
Punts (Number-Avg).....	1-45.0	5-37.0
Fumbles-Lost.....	2-1	3-2
Penalties-Yards.....	9-70	10-82
Possession Time.....	26:31	21:29
Third-Down Conversions.....	3 of 10	5 of 12
Fourth-Down Conversions.....	2 of 2	0 of 2
Red-Zone Scores-Chances.....	2-4	2-3
Sacks By: Number-Yards.....	3-27	1-2

RUSHING: Saint Louis-TAGOVAILOA, Tua 18-136; SILVA, Dylan 4-54; YOUNG, Ronson 4-18; TUISANO, Austin 2-10; WELA, Sean 1-5; KEKAHUNA-KALAWE 1-3; SIOFAU, Jahred 1-2; GONSALVES, James 1-2. Kahuku-BROWN, Harmon 15-135; VAKAPUNA, Elvis 15-86; AH HOY, Kesi 6-21; KEFU, Jean Paul 5-16; LOMBARD, Steven 1-1; MAIAVA, Sol-Jay 7-minus 1.

PASSING: Saint Louis-TAGOVAILOA, Tua 16-25-1-243. Kahuku-MAIAVA, Sol-Jay 0-3-0-0.

RECEIVING: Saint Louis-YOUNG, Ronson 6-67; OASAY, Leelan 4-28; PANOKE, Jonah 3-101; WASHINGTON-VILL 1-25; KEKAHUNA-KALAWE 1-13; CLOSE, Makoa 1-9. Kahuku-none.

INTERCEPTIONS: Saint Louis-None. Kahuku-AH HOY, Kesi 1-0.

FUMBLES: Saint Louis-BEYER, Chance 1-1; TAGOVAILOA, Tua 1-0. Kahuku-AH HOY, Kesi 1-1; BROWN, Harmon 1-0; MAIAVA, Sol-Jay 1-1.

SACKS (UA-A): Saint Louis Crusader-VAIESE, Emmitt 1-0; FREITAS, Darcy 1-0; TUI TELE, Faatui 1-0. Kahuku Red Raiders-NAUPOTO, Sioli 1-0.

TACKLES (UA-A): Saint Louis Crusader-TUI TELE, Faatui 4-7; SANDRY, Rick 4-4; MOORE, Branin 3-4; FEARY, Isaiah 4-2; SLADEMATAUTIA, I 3-3; TOILOLO, Dylan 4-1; MEYER, Braeden 2-2; TUFAGA, Isaiah 1-2; SAOLE, Jalen 2-0; PURCELL, Noa 1-1; AULD, Kaha'i 0-2; KANESHIRO, Kai 1-0; OASAY, Leelan 1-0; CHANG-HOLLOWAY 1-0; MALEPEAI, M 0-1; ALUALU, Tupu 0-1. Kahuku Red Raiders-AH YOU, Miki 9-0; NAUPOTO, Sioli 6-3; SAUVAO, Codie 5-3; NIHIPALIBOTELHO 4-1; AH HOY, Kesi 3-2; LINDSEY, Tema 4-0; KANIHO, Kekaula 3-1; REED, Samson 1-2; KANIHO, Kaonohi 2-0; LEFAU, Toalei 1-0; VIMAHI, A. 1-0.

Kickoff time: 7:10 PM End of Game: 9:48 PM Total elapsed time: 2:38
 Officials: Referee: Robert Victor; Umpire: Todd Lynch; Linesman: Allen Marshall;
 Line judge: Dan Bayne; Back judge: Mitchell Remba; Field judge: John Oku;
 Side judge: Duane Moku;
 Temperature: 74 deg. Wind: NE 12 mph Weather: Cloudy w/showers

2017 Division 1-Open Division



Semifinal – Friday, Nov. 10, 2017 – Aloha Stadium. Attendance: 8,673
 #2 Kahuku 10, Waianae 7

	1	2	3	4	Total
Waianae (7-5)	0	0	0	7	7
Kahuku (11-1)	0	0	3	7	10

Scoring Summary:

3rd 02:45 KAHUKU - 2 Heffernan 31 yd field goal
 4th 08:17 WAIANAE - 2 Kaleiohi 0 yd fumble recovery (28 Cid kick)
 00:58 KAHUKU - 2 Heffernan 8 yd pass from 6 Maiava (2 Heffernan kick)

	WAIANAE	KAHUKU
FIRST DOWNS	6	17
RUSHES-YARDS (NET)	32-109	42-168
PASSING YDS (NET)	49	161
Passes Att-Comp-Int.....	22-6-3	38-10-2
TOTAL OFFENSE PLAYS-YARDS	54-158	80-329
Fumble Returns-Yards.....	0-0	1-19
Punt Returns-Yards.....	2-20	6-47
Kickoff Returns-Yards.....	3-42	1-33
Interception Returns-Yards....	2-139	3-0
Punts (Number-Avg).....	7-43.1	7-26.3
Fumbles-Lost.....	3-2	3-2
Penalties-Yards.....	7-63	9-85
Possession Time.....	21:12	26:42
Third-Down Conversions.....	2 of 13	5 of 18
Fourth-Down Conversions.....	0 of 3	0 of 2
Red-Zone Scores-Chances.....	1-4	2-4
Sacks By: Number-Yards.....	0-0	0-0

RUSHING: Waianae- 6 Rosario 25-85; 15 Tacgere 3-15; 26 Mauga 2-12; 2 Kaleiohi 1-4; TEAM 1-minus 7. Kahuku-33 Alo-Maiava 9-40; 22 Nawahine 9-39; 6 Maiava 10-37; 44 Lefau 6-32; 19 Alapa 2-14; 31 Latu 1-9; 43 Mahe 3-4; TEAM 2-minus 7.

PASSING: Waianae-15 Tacgere 6-22-3-49. Kahuku- 6 Maiava 10-37-1-161; 19 Alapa 0-1-1-0.

RECEIVING: Waianae- 2 Kaleiohi 2-38; 12 TamboanKaeo 1-5; 26 Mauga 1-3; 88 Valu 1-2; 3 Davis 1-1. Kahuku- 2 Heffernan 3-90; 33 Alo-Maiava 3-30; 23 Mataira 2-28; 7 Kaniho 1-7; 22 Nawahine 1-6.

INTERCEPTIONS: Waianae-32 Ayala 1-83; 21 Cabral 1-56. Kahuku- 8 Emerson 2-0; 7 Kaniho 1-0.

FUMBLES: Waianae- 2 Kaleiohi 1-1; 6 Rosario 1-1; 15 Tacgere 1-0. Kahuku- 6 Maiava 1-1; 33 Alo-Maiava 1-1.

SACKS (UA-A): Waianae Seariders-None. Kahuku Red Raiders-None.

TACKLES (UA-A): Waianae Seariders-26 Mauga 6-6; 7 Mailo 4-6; 79 Evangelista 2-4; 54 Cook 4-1; 10 Kelekoma 1-4; 83 Freeney 2-2; 72 Paese 0-4; 4 Gonsalves 2-1; 21 Cabral 2-1; 33 Sione 0-3; 34 Griffith 2-0; TEAM 2-0; 9 Napierala-Ro 2-0; 8 Sana 1-1; 31 Fano 1-1; 32 Ayala 1-1; 70 Meleisea 0-1.
 Kahuku Red Raiders-16 Falatea 5-4; 92 Reed 2-5; 42 Atuaia 2-4; 8 Emerson 2-3; 46 Liua 1-3; 17 Malufau 1-2; 11 Thompson 0-3; 40 Nihipali 2-0; 12 Fonoimoana-V 2-0; 1 Fonoimoana-V 2-0; 7 Kaniho 1-1; 28 Latu 1-0; 32 Kahalepuna 1-0; 54 Lauhingoa 1-0; 91 Beatty 1-0; 6 Maiava 1-0; 37 Faleta 0-1; 5 Aveau 0-1; 10 Ah You 0-1; 19 Alapa 0-1; 90 KapuleSiilat 0-1.

Kickoff time: 4:37 pm End of Game: 7:37 pm Total elapsed time: 3:00
 Officials: Referee: B. Mirafuentes; Umpire: Rod Alama; Linesman: Dan Bayne;
 Line judge: Cal Evans; Back judge: Jim Campbell; Field judge: Duane Moku;
 Side judge: Pete Arceo;
 Temperature: 86 deg. Wind: NE 14 mph Weather: Partly sunny; humidity 49%

Semifinal – Friday, Nov. 10, 2017 – Aloha Stadium. Attendance: 8,673

#1 Saint Louis 47, Mililani 23

	1	2	3	4		Total
Mililani (10-2)	9	14	0	0		23
Saint Louis (9-0)	0	17	27	3		47

Scoring Summary:

1st 08:51 MILILANI - TEAM safety
 03:55 MILILANI - 9 Malepeai 5 yd pass from 3 Gabriel (17 Santiago kick)
 2nd 11:49 ST-LOUIS - 15 Quinn 51 yd pass from 12 Cordeiro (31 Tobias kick)
 09:09 MILILANI - 9 Malepeai 12 yd pass from 3 Gabriel (17 Santiago kick)
 05:33 ST-LOUIS - 31 Tobias 31 yd field goal, 8-61 3:30
 03:49 MILILANI - 39 Vegas 25 yd pass from 3 Gabriel (17 Santiago kick)
 02:55 ST-LOUIS - 12 Cordeiro 10 yd run (31 Tobias kick)
 3rd 11:07 ST-LOUIS - 15 Quinn 50 yd pass from 12 Cordeiro (31 Tobias kick blockd)
 09:06 ST-LOUIS - 15 Quinn 69 yd pass from 12 Cordeiro (31 Tobias kick)
 05:03 ST-LOUIS - 15 Quinn 57 yd pass from 12 Cordeiro (31 Tobias kick)
 02:16 ST-LOUIS - 15 Quinn 59 yd pass from 12 Cordeiro (31 Tobias kick)
 4th 03:01 ST-LOUIS - 31 Tobias 36 yd field goal

	MILILANI	ST-LOUIS
FIRST DOWNS	28	22
RUSHES-YARDS (NET)	34-110	21-91
PASSING YDS (NET)	252	558
Passes Att-Comp-Int.....	51-23-1	33-28-0
TOTAL OFFENSE PLAYS-YARDS	85-362	54-649
Fumble Returns-Yards.....	0-0	0-0
Punt Returns-Yards.....	0-0	0-0
Kickoff Returns-Yards.....	7-136	4-64
Interception Returns-Yards....	0-0	1-0
Punts (Number-Avg).....	4-42.8	2-41.5
Fumbles-Lost.....	0-0	0-0
Penalties-Yards.....	7-68	17-183
Possession Time.....	28:02	19:50
Third-Down Conversions.....	6 of 16	1 of 7
Fourth-Down Conversions.....	1 of 4	1 of 1
Red-Zone Scores-Chances.....	2-3	3-4
Sacks By: Number-Yards.....	0-0	0-0

RUSHING: Mililani- 3 Gabriel 12-66; 10 Olomua 7-27; 9 Malepeai 15-17. Saint Louis-12 Cordeiro 17-104; 88 Faufata 1-1; TEAM 1-minus 1; 7 Bonner 2-minus 13.

PASSING: Mililani- 3 Gabriel 23-51-1-252. Saint Louis-12 Cordeiro 24-29-0-528; 7 Bonner 4-4-0-30.

RECEIVING: Mililani-11 Chang 4-62; 5 Motoyama 4-55; 2 Sampaga 4-18; 39 Vegas 3-43; 80 Muhammad 3-28; 9 Malepeai 3-22; 6 KuboyamaHaya 2-24. Saint Louis-15 Quinn 8-307; 5 Reyes-Hackne 6-72; 22 Beyer 5-64; 11 Panoke 4-64; 16 Wilson 2-36; 23 Nishigaya 1-9; 6 Chang-Hollow 1-6; 89 Sula 1-0.

INTERCEPTIONS: Mililani-None. Saint Louis-11 Tupua 1-0.

FUMBLES: Mililani-None. Saint Louis-None.

SACKS (UA-A): Mililani Trojans-10 Olomua 3-0; 77 Tuiolemotu 1-0; 48 Santos 1-0; 45 Kady 1-0. Saint Louis Crusader-91 Tuitele 1-0; 12 Botelho 1-0; 44 Quinones 1-0.

TACKLES (UA-A): Mililani Trojans-13 Pilanca 7-0; 14 Lomibao 6-1; 42 Muasau 5-1; 10 Olomua 4-1; 21 Miguel 3-2; 48 Santos 3-0; 22 Su'a 2-1; 77 Tuiolemotu 0-3; 94 Save 2-0; 18 Campos 0-2; 41 Kela 1-0; 36 Surface 1-0; 46 Miller 0-1. Saint Louis Crusader-10 Kamakawiwool 5-1; 8 Taliulu 4-2; 12 Botelho 2-4; 3 Kaneshiro 4-1; 40 Purcell 1-4; 2 Tufaga 4-0; 21 Hee 3-0; 49 Malepeai 2-1; 1 Moore 2-1; 91 Tuitele 2-1; 44 Quinones 2-0; 30 Polinar-Pasc 1-1; 92 Filisi 1-1; 35 Scott 1-1; 5 Reyes-Hackne 1-1; 41 Brown 1-1; 32 Monteilh 0-2; 19 Herbig 1-0; 7 Zanni 1-0; 56 Lafua 1-0; 37 Watkins 1-0; 17 Ramiscal-Sou 1-0; 14 Feagins 1-0; 28 Cambra-Cho 1-0; 6 Chang-Hollow 0-1; 9 Feary 0-1; 22 Beyer 0-1; 94 McKenzie 0-1; 15 Latu 0-1; 13 Hallums 0-1.

Kickoff time: 8:11 pm End of Game: 11:09 pm Total elapsed time: 2:58
 Officials: Referee: Craig Shaner; Umpire: Sam Wilson; Linesman: Rhys Amimoto;
 Line judge: Marshall Harvest; Back judge: Robert Victor; Field judge: Steve Piercy;
 Side judge: Jonathan Thorpe;
 Temperature: 80 deg. Wind: NE 10 mph Weather: Partly cloudy; Humidity 67%

Championship – Saturday, Nov. 18, 2017 – Aloha Stadium. Attendance: 22,436
#1 Saint Louis 31, Kahuku 28

	1	2	3	4		Total
Kahuku (11-2)	7	0	7	14		28
Saint Louis (10-0)	7	7	10	7		31

Scoring Summary:

1st 10:58 KAHUKU - 19 Alapa 5 yd pass from 6 Maiava (2 Heffernan kick)
 03:30 ST-LOUIS - 15 Quinn 11 yd pass from 12 Cordeiro (31 Tobias kick)
 2nd 04:54 ST-LOUIS - 15 Quinn 95 yd pass from 12 Cordeiro (31 Tobias kick)
 3rd 06:32 ST-LOUIS - 31 Tobias 28 yd field goal
 05:30 ST-LOUIS - 2 Tufaga 40 yd interception return (31 Tobias kick)
 02:52 KAHUKU - 33 Alo-Maiava 23 yd pass from 6 Maiava (2 Heffernan kick)
 4th 10:09 KAHUKU - 44 Lefau 8 yd pass from 6 Maiava (2 Heffernan kick)
 06:25 KAHUKU - 7 Kaniho 59 yd pass from 6 Maiava (2 Heffernan kick)
 00:37 ST-LOUIS - 11 Panoke 53 yd pass from 12 Cordeiro (31 Tobias kick)

	KAHUKU	ST-LOUIS
FIRST DOWNS	24	24
RUSHES-YARDS (NET)	40-204	22-19
PASSING YDS (NET)	252	440
Passes Att-Comp-Int.....	29-17-2	44-30-2
TOTAL OFFENSE PLAYS-YARDS	69-456	66-459
Fumble Returns-Yards.....	0-0	0-0
Punt Returns-Yards.....	2-33	3-22
Kickoff Returns-Yards.....	2-57	4-44
Interception Returns-Yards....	2-26	2-40
Punts (Number-Avg).....	6-34.5	3-39.7
Fumbles-Lost.....	1-0	1-1
Penalties-Yards.....	12-99	10-105
Possession Time.....	25:59	22:01
Third-Down Conversions.....	3 of 10	6 of 12
Fourth-Down Conversions.....	0 of 1	1 of 2
Red-Zone Scores-Chances.....	3-4	2-4
Sacks By: Number-Yards.....	6-51	1-3

RUSHING: Kahuku- 6 Maiava 14-94; 22 Nawahine 19-67; 33 Alo-Maiava 5-37; 44 Lefau 1-4; 1 Fonoimoana-V 1-2. St. Louis-12 Cordeiro 20-19; 36 Mashima 1-1; TEAM 1-minus 1.

PASSING: Kahuku- 6 Maiava 17-28-2-252; 19 Alapa 0-1-0-0. St. Louis-12 Cordeiro 30-44-2-440.

RECEIVING: Kahuku-19 Alapa 5-56; 22 Nawahine 4-49; 7 Kaniho 2-69; 23 Mataira 2-12; 81 Crismon 1-23; 33 Alo-Maiava 1-23; 2 Heffernan 1-12; 44 Lefau 1-8. St. Louis-22 Beyer 9-96; 11 Panoke 8-152; 15 Quinn 5-131; 5 Reyes-Hackne 3-46; 23 Nishigaya 3-7; 16 Wilson 1-7; 33 Tominiko 1-1.

INTERCEPTIONS: Kahuku- 1 Fonoimoana-V 1-26; 8 Emerson 1-0. St. Louis- 2 Tufaga 1-40; 40 Purcell 1-0.

FUMBLES: Kahuku-22 Nawahine 1-0. St. Louis-12 Cordeiro 1-1.

SACKS (UA-A): Kahuku Red Raiders-16 Falatea 2-0; 12 Fonoimoana-V 1-1; 42 Atuaia 1-0; 10 Ah You 0-1; 17 Malufau 1-0. St. Louis Crusaders-91 Tuitele 1-0.

TACKLES (UA-A): Kahuku Red Raiders- 7 Kaniho 8-1; 10 Ah You 3-2; 1 Fonoimoana-V 3-2; 8 Emerson 3-1; 16 Falatea 2-2; 12 Fonoimoana-V 3-0; 5 Aveau 3-0; 40 Nihipali 2-1; 92 Reed 2-0; 11 Thompson 1-1; 37 Faleta 1-1; 43 Mahe 0-2; 42 Atuaia 0-2; 34 Talanoa 1-0; 31 Latu, S. 1-0; 33 Alo-Maiava 1-0; 14 Tuisavura 1-0; 17 Malufau 0-1. St. Louis Crusaders-40 Purcell 4-7; 2 Tufaga 2-5; 21 Hee 4-2; 9 Feary 3-2; 41 Brown 2-3; 10 Kamakawiwool 2-3; 8 Taliulu 1-4; 3 Kaneshiro 2-2; 49 Malepeai 1-2; 7 Zanni 1-1; 20 Wily 1-1; 91 Tuitele 1-1; 37 Watkins 1-1; 44 Quinones 0-2; 15 Latu 1-0; 11 Tupua 1-0; 1 Moore 1-0; 12 Cordeiro 1-0; 94 McKenzie 0-1; 14 Feagins 0-1; 12 Botelho 0-1; 32 Monteilh 0-1.

Kickoff time: 9:58 pm End of Game: 1:04 am Total elapsed time: 3:06
 Officials: Referee: Scott Smith; Umpire: Mike Goshima; Linesman: Wade Miranda;
 Line judge: Shawn McGurrin; Back judge: Michell Remba; Field judge: Duane Moku;
 Side judge: Jonathan Thorpe;
 Temperature: 71 deg. Wind: NNW 4 mph Weather: Fair; Humidity 69%

2018 Division 1-Open Division



Semifinal – Friday, Nov. 16, 2018 – Aloha Stadium
 #2 Mililani 24, Campbell 2

	1	2	3	4	Total
Campbell (8-5)	2	0	0	0	2
Mililani (10-2)	7	0	3	14	24

Scoring Summary:

1st 07:53 MILILANI - 3 Gabriel 3 yd run (46 Kuloloia kick)
 02:33 CAMPBELL - TEAM safety
 3rd 06:45 MILILANI - 84 Mcgehee 39 yd field goal
 4th 10:25 MILILANI - 3 Gabriel 2 yd run (84 Mcgehee kick)
 05:56 MILILANI - 3 Vilorina 7 yd interception return (84 Mcgehee kick)

	CAMPBELL	MILILANI
FIRST DOWNS	13	11
RUSHES-YARDS (NET)	26-90	36-85
PASSING YDS (NET)	73	119
Passes Att-Comp-Int.....	41-9-5	28-11-2
TOTAL OFFENSE PLAYS-YARDS	67-163	64-204
Fumble Returns-Yards.....	0-0	0-0
Punt Returns-Yards.....	1-7	1-18
Kickoff Returns-Yards.....	3-80	1-13
Interception Returns-Yards....	2-27	5-73
Punts (Number-Avg).....	8-24.1	3-43.0
Fumbles-Lost.....	1-0	2-0
Penalties-Yards.....	12-108	9-63
Possession Time.....	22:43	25:17
Third-Down Conversions.....	2 of 13	4 of 14
Fourth-Down Conversions.....	0 of 2	1 of 5
Red-Zone Scores-Chances.....	0-0	2-5
Sacks By: Number-Yards.....	1-8	1-7

RUSHING: Campbell Sabers-36 Lactaen 23-107; 8 Hipa 1-1; 12 Kaipo 2-minus 18. Mililani Trojans- 9 Malepeai 19-57; 5 Motoyama 8-19; 3 Gabriel 8-11; TEAM 1-minus 2.

PASSING: Campbell Sabers-12 Kaipo 5-22-2-34; 8 Hipa 4-19-3-39. Mililani Trojans- 3 Gabriel 11-28-2-119.

RECEIVING: Campbell Sabers- 1 MokiaoAtimal 5-48; 5 MokiaoAtimal 3-17; 11 Henderson 1-8. Mililani Trojans-11 Chang 4-72; 6 KuboyamaHaya 3-22; 9 Malepeai 2-15; 5 Motoyama 1-8; 39 Vegas 1-2.

INTERCEPTIONS: Campbell Sabers- 3 AdkinsKupuka 1-27; 5 MokiaoAtimal 1-0. Mililani Trojans- 3 Vilorina 3-34; 42 Muasau 1-24; 13 Pilanca 1-15.

FUMBLES: Campbell Sabers-12 Kaipo 1-0. Mililani Trojans- 3 Gabriel 2-0.

SACKS (UA-A): Campbell Sabers- 9 Tauai 1-0. Mililani Trojans-94 Save 1-0.

TACKLES (UA-A): Campbell Sabers- 9 Tauai 7-4; 44 Gaoteote 7-2; 25 Lavea 5-3; 6 Manuma 3-2; 92 Tuisaloo 1-3; 3 AdkinsKupuka 1-2; 98 Jarra, C 0-3; 5 MokiaoAtimal 2-0; 32 Enos-Ho 1-1; 46 Cadelinia 0-2; 31 Piilani 1-0; 4 Pa'aiaina 1-0; 36 Lactaen 1-0; 66 Lacuesta 1-0; 11 Henderson 1-0; 1 MokiaoAtimal 1-0; 14 Greychochea 1-0; 72 Waa 0-1; 91 Soriano 0-1; 16 Tadeo 0-1; 93 Sagapolutele 0-1. Mililani Trojans-13 Pilanca 7-1; 41 Olomua 2-6; 42 Muasau 3-2; 94 Save 2-3; 45 Kady 4-0; 3 Vilorina 2-1; 7 Tuiolemotu 1-2; 27 Iosefa 2-0; 31 Tuiletufuga 2-0; 49 Iosefa 1-1; 21 Ramos 1-0; 5 Motoyama 1-0; 10 Quisano 1-0; 51 Penitani 0-1; 23 Alcover 0-1.

Stadium: Aloha Stadium Attendance: 0
 Kickoff time: 4:39 pm End of Game: 7:33 pm Total elapsed time: 2:54
 Officials: Referee: Brandis Mirafuentes; Umpire: Mike Simonds; Linesman: Jason Rosales;
 Line judge: George Periera; Back judge: Mitchell Remba; Field judge: Jonathan Thorpe;
 Side judge: James Bolosan;
 Temperature: 78 deg. Wind: NNE 11 Weather: Few showers, Humidity-71%

Semifinal – Friday, Nov. 16, 2018 – Aloha Stadium
#1 Saint Louis 49, Kahuku 22

	1	2	3	4	Total
Kahuku (7-5)	7	7	0	8	22
Saint Louis (10-0)	14	21	14	0	49

Scoring Summary:

1st 10:28 ST-LOUIS - 7 deLaura 5 yd run (29 Napuunoa kick)
 08:34 ST-LOUIS - 7 deLaura 4 yd run (29 Napuunoa kick)
 00:28 KAHUKU - 19 Alapa 15 yd pass from 23 Sauvao (2 Heffernan kick)
 2nd 07:28 ST-LOUIS - 4 Paikai 6 yd run (29 Napuunoa kick)
 07:09 KAHUKU - 37 Faleta 91 yd kickoff return (2 Heffernan kick)
 03:42 ST-LOUIS - 4 Paikai 17 yd run (29 Napuunoa kick)
 00:25 ST-LOUIS - 1 Beyer, Chanc 5 yd pass from 7 deLaura (29 Napuunoa kick)
 3rd 02:39 ST-LOUIS - 12 Botelho 25 yd interception return (29 Napuunoa kick)
 02:06 ST-LOUIS - 32 Welch 52 yd interception return (29 Napuunoa kick)
 4th 00:34 KAHUKU - 44 Lefau 5 yd run (18 Paulo pass from 3 Mariteragi)

	KAHUKU	ST-LOUIS
FIRST DOWNS	13	17
RUSHES-YARDS (NET)	35-50	27-69
PASSING YDS (NET)	108	272
Passes Att-Comp-Int.....	30-10-4	29-22-1
TOTAL OFFENSE PLAYS-YARDS	65-158	56-341
Fumble Returns-Yards.....	0-0	0-0
Punt Returns-Yards.....	1-24	3-40
Kickoff Returns-Yards.....	7-197	3-42
Interception Returns-Yards....	1-0	4-112
Punts (Number-Avg).....	5-39.6	3-41.0
Fumbles-Lost.....	2-0	2-2
Penalties-Yards.....	7-68	12-116
Possession Time.....	27:13	20:47
Third-Down Conversions.....	2 of 13	5 of 10
Fourth-Down Conversions.....	2 of 5	0 of 1
Red-Zone Scores-Chances.....	2-3	5-5
Sacks By: Number-Yards.....	1-6	1-6

RUSHING: Kahuku Red Raiders-13 AloMaiava 15-54; 44 Lefau 8-30; 26 Matagi 1-2; 34 Tito 1-1; 3 Mariteragi 3-minus 1; 87 Erickson 1-minus 15; 23 Sauvao 6-minus 21. Saint Louis Crusaders- 4 Paikai 10-60; 10 Sam 4-9; 7 deLaura 9-6; 13 Kamakawiwool 1-2; TEAM 2-minus 2; 12 Apo 1-minus 6.

PASSING: Kahuku Red Raiders-23 Sauvao 7-23-3-82; 3 Mariteragi 3-7-1-26. Saint Louis Crusaders- 7 deLaura 17-24-1-232; 12 Apo 5-5-0-40.

RECEIVING: Kahuku Red Raiders-49 Enos 2-37; 18 Paulo 2-16; 11 Crismon 1-21; 19 Alapa 1-15; 26 Matagi 1-7; 22 Naka'ahiki 1-6; 13 AloMaiava 1-4; 44 Lefau 1-2. Saint Louis Crusaders- 1 Beyer, Chanc 6-57; 23 Nishigaya 5-80; 14 Wilson 3-81; 9 Close 3-14; 81 Solomon 2-14; 11 Wallace 1-15; 28 Sula 1-9; 18 Sykes 1-2.

INTERCEPTIONS: Kahuku Red Raiders- 6 Mataira 1-0. Saint Louis Crusaders-15 Latu 2-35; 32 Welch 1-52; 12 Botelho 1-25.

FUMBLES: Kahuku Red Raiders- 3 Mariteragi 1-0; 87 Erickson 1-0. Saint Louis Crusaders- 7 deLaura 2-2.

SACKS (UA-A): Kahuku Red Raiders-38 Ah You, Zion 1-0; 12 FonoimoanaVa 1-0. Saint Louis Crusader-12 Botelho 1-0; 16 Bianco 1-0; 13 Kamakawiwool 1-0.

TACKLES (UA-A): Kahuku Red Raiders-16 Taufa 5-1; 8 Emerson 4-3; 6 Mataira 3-2; 37 Faleta 3-1; 12 FonoimoanaVa 3-1; 5 Aveau 2-3; 92 Singh 3-0; 14 Talanoa 3-0; 38 Ah You, Zion 2-2; 28 Latu 1-4; 17 Fotu 2-0; 46 Liua 1-2; 40 Pualoa 1-0; 71 Vimahi 1-0; 82 TangaroKanoa 1-0; 20 Tevaga 1-0; 81 Lefau 0-1; 99 Tupuola 0-1; 43 Fiatoa 0-1. Saint Louis Crusader-12 Botelho 4-2; 4 Brown 2-4; 19 Herbig 2-3; 20 Wily 2-2; 94 McKenzie 1-4; 43 Taliulu 2-1; 5 Masaniai 2-1; 37 Rhinelander 2-0; 13 Kamakawiwool 2-0; 46 Fiaseu 2-0; 35 DeBlake 2-0; 1 Kamakawiwool 1-1; 32 Welch 1-1; 48 Guerrero 1-1; 10 Tufaga 1-1; 93 Alualu 1-0; 81 Solomon 1-0; 31 Feagins 1-0; 44 Quinones 1-0; 15 Latu 1-0; 2 Cox 1-0; 6 Vaiese 1-0; 9 Hoohuli 1-0; 16 Bianco 1-0; 92 Filisi 1-0; 3 CambraCho 1-0; 11 Tupua 1-0; 56 Timoteo 0-1; 27 Aniya 0-1; 88 Paz 0-1.

Stadium: Aloha Stadium Attendance: 0
 Kickoff time: 8:06 pm End of Game: 10:44 pm Total elapsed time: 2:38
 Officials: Referee: Cal Evans; Umpire: Mike Reedy; Linesman: Steve Machado;
 Line judge: Ray Pasion; Back judge: Ron Tacadena; Field judge: Ted Biesecker;
 Side judge: Duane Moku;
 Temperature: 76 deg. Wind: Weather: Passing showers

Championship – Saturday, Nov. 24, 2018 – Aloha Stadium. Attendance: 12,305
#1 Saint Louis 38, #2 Mililani 17

	1	2	3	4	Total
Mililani (10-3)	0	3	7	7	17
Saint Louis (11-0)	7	7	24	0	38

Scoring Summary:

1st 07:39 ST-LOUIS - 7 deLaura 1 yd run (29 Napuunoa kick)
 2nd 04:09 MILILANI - 84 Mcgehee 44 yd field goal
 01:32 ST-LOUIS - 10 Sam 14 yd run (29 Napuunoa kick)
 3rd 10:32 ST-LOUIS - 29 Napuunoa 32 yd field goal
 09:52 ST-LOUIS - 19 Herbig 3 yd blocked punt return
 08:01 ST-LOUIS - 10 Sam 1 yd run (29 Napuunoa kick)
 05:32 MILILANI - 3 Gabriel 1 yd run (84 Mcgehee kick)
 00:59 ST-LOUIS - 12 Botelho 74 yd fumble recovery (29 Napuunoa kick)
 4th 11:15 MILILANI - 11 Chang 22 yd pass from 3 Gabriel (84 Mcgehee kick)

	MILILANI	ST-LOUIS
FIRST DOWNS	24	22
RUSHES-YARDS (NET)	33-89	43-163
PASSING YDS (NET)	259	251
Passes Att-Comp-Int.....	44-23-3	30-19-2
TOTAL OFFENSE PLAYS-YARDS	77-348	73-414
Fumble Returns-Yards.....	0-0	1-74
Punt Returns-Yards.....	1-0	2-16
Kickoff Returns-Yards.....	4-67	3-42
Interception Returns-Yards....	2-0	3-46
Punts (Number-Avg).....	4-27.5	3-35.7
Fumbles-Lost.....	3-2	3-1
Penalties-Yards.....	10-54	11-99
Possession Time.....	22:21	25:39
Third-Down Conversions.....	3 of 12	9 of 15
Fourth-Down Conversions.....	2 of 3	0 of 2
Red-Zone Scores-Chances.....	3-5	4-5
Sacks By: Number-Yards.....	4-15	9-74

RUSHING: MILILANI TROJANS- 9 Malepeai 9-80; 3 Gabriel 22-13; 5 Motoyama 2-minus 4. Saint Louis Crusaders- 4 Paikai 10-60; 10 Sam 9-49; 13 Kamakawiwool 4-23; 41 Kalawaia 7-18; 12 Apo 3-12; 7 deLaura 10-1.

PASSING: MILILANI TROJANS- 3 Gabriel 23-44-3-259. Saint Louis Crusaders- 7 deLaura 19-30-2-251.

RECEIVING: MILILANI TROJANS-11 Chang 8-98; 39 Vegas 6-79; 81 Hill 3-33; 16 York 2-27; 9 Malepeai 2-13; 6 KuboyamaHaya 1-15; 5 Motoyama 1-minus 6. Saint Louis Crusaders-14 Wilson 7-148; 1 Beyer, Chanc 6-42; 23 Nishigaya 3-41; 9 Close 1-7; 10 Sam 1-7; 28 Sula 1-6.

INTERCEPTIONS: MILILANI TROJANS-27 Iosefa 2-0. Saint Louis Crusaders-31 Feagins 3-46.

FUMBLES: MILILANI TROJANS- 3 Gabriel 1-1; 11 Chang 1-1; 20 Banks 1-0. Saint Louis Crusader- 7 deLaura 3-1.

SACKS (UA-A): MILILANI TROJANS-42 Muasau 1-0; 7 Tuiolemotu 1-0; 94 Save 1-0; 31 Tuiletufuga 1-0. Saint Louis Crusader-19 Herbig 4-0; 12 Botelho 2-1; 56 Timoteo 2-0; 94 McKenzie 0-1.

TACKLES (UA-A): MILILANI TROJANS-42 Muasau 6-7; 13 Pilanca 7-1; 49 Iosefa 6-1; 27 Iosefa 5-0; 31 Tuiletufuga 5-0; 41 Olomua 4-2; 3 Vilorua 4-0; 55 Pasternak 2-1; 21 Ramos 2-1; 94 Save 2-1; 45 Kady 1-2; 23 Alcover 1-2; 7 Tuiolemotu 1-1; 2 Sampaga 1-0; 51 Penitani 1-0; 74 De Rego 1-0; 98 Santiago 1-0; 17 Foumai 1-0; 9 Malepeai 1-0; 25 Kaai 0-1. Saint Louis Crusader- 31 Feagins 8-2; 19 Herbig 5-1; 1 Kamakawiwool 5-0; 11 Tupua 4-2; 12 Botelho 4-2; 91 Tuitele 4-0; 4 Brown 3-0; 56 Timoteo 2-1; 20 Wily 2-0; 15 Latu 1-1; 6 Vaiese 1-0; 11 Wallace 1-0; 43 Taliulu 1-0; 10 Sam 1-0; 9 Hoohuli 1-0; 45 Kapiko 1-0; 32 Welch 1-0; 40 Lelauti 0-1; 5 Masaniai 0-1; 22 Beyer, Cheyn 0-1; 93 Alualu 0-1; 94 McKenzie 0-1.

Stadium: Aloha Stadium Attendance: 12,305
 Kickoff time: 8:23 PM End of Game: 11:22 PM Total elapsed time: 2:59
 Officials: Referee: Randy Morris; Umpire: Bryan Hoernig; Linesman: Gary Carr;
 Line judge: Dan Bayne; Back judge: John Oku; Field judge: Doug Hunt;
 Side judge: Duane Moku;
 Temperature: 75 deg. Wind: North 1 mph Weather: Partly Cloudy

2019 Division 1-Open Division



Semifinal – Friday, Nov. 22, 2019 – Aloha Stadium
 #2 Kahuku 21, Campbell 19

	1	2	3	4	Total
Campbell (6-6)	0	10	0	9	19
Kahuku (9-3)	7	0	14	0	21

Scoring Summary:

1st 04:14 KAHUKU - 25 Ah You 2 yd run (15 Requilman kick)
 2nd 09:07 CAMPBELL - 80 Taylor 23 yd field goal
 00:32 CAMPBELL - 17 Ceruti 5 yd pass from 8 Hipa (80 Taylor kick)
 3rd 04:35 KAHUKU - 26 Matagi 10 yd run (15 Requilman kick)
 00:27 KAHUKU - 26 Matagi 8 yd run (15 Requilman kick)
 4th 09:27 CAMPBELL - 80 Taylor 24 yd field goal
 00:16 CAMPBELL - 1 Mokiao-Atima 24 yd pass from 8 Hipa (8 Hipa pass failed)

	CAMPBELL	KAHUKU
FIRST DOWNS	16	12
RUSHES-YARDS (NET)	16--23	38-151
PASSING YDS (NET)	274	106
Passes Att-Comp-Int.....	47-29-0	9-7-0
TOTAL OFFENSE PLAYS-YARDS	63-251	47-257
Fumble Returns-Yards.....	0-0	0-0
Punt Returns-Yards.....	1-28	1-13
Kickoff Returns-Yards.....	4-55	3-35
Interception Returns-Yards....	0-0	0-0
Punts (Number-Avg).....	3-26.7	4-30.2
Fumbles-Lost.....	1-1	0-0
Penalties-Yards.....	12-99	16-104
Possession Time.....	23:06	24:54
Third-Down Conversions.....	5 of 13	2 of 10
Fourth-Down Conversions.....	2 of 3	3 of 4
Red-Zone Scores-Chances.....	3-4	3-3
Sacks By: Number-Yards.....	0-0	6-36

RUSHING: Campbell Sabers- 6 Manuma 1-1; 36 Lactaoen 1-minus 1; 8 Hipa 14-minus 23. Kahuku Red Raiders-26 Matagi 30-133; 44 Kaluna 2-6; 3 Mariteragi 1-5; 19 Adolpho 3-4; 25 Ah You 1-2; 1 Fonoimoana-Vaomu 1-1.

PASSING: Campbell Sabers- 8 Hipa 29-45-0-274; TEAM 0-1-0-0; 6 Manuma 0-1-0-0. Kahuku Red Raiders-19 Adolpho 5-5-0-101; 3 Mariteragi 2-4-0-5.

RECEIVING: Campbell Sabers-17 Ceruti 7-77; 5 Mokiao-Atimalala 7-42; 36 Lactaoen 5-43; 1 Mokiao-Atima 4-54; 6 Manuma 4-33; 3 Adkins-Kupukaa 2-25. Kahuku Red Raiders-13 Mataira 1-34; 26 Matagi 1-22; 2 Pasi 1-18; 81 Abraham 1-17; 7 Kaniho 1-10; 6 Pruett 1-4; 11 Carvalho 1-1.

INTERCEPTIONS: Campbell Sabers-None. Kahuku Red Raiders-None.

FUMBLES: Campbell Sabers- 6 Manuma 1-1. Kahuku Red Raiders-None.

SACKS (UA-A): Campbell Sabers-None. Kahuku Red Raiders-25 Ah You 2-1; 7 Kaniho 0-1; 16 Taufa 0-1; 4 Kaufusi 0-1; 46 Liua 1-0; 28 Latu 1-0.

TACKLES (UA-A): Campbell Sabers- 3 Adkins-Kupukaa 8-3; 20 Jarra 2-9; 4 Tafai 2-9; 6 Manuma 2-6; 24 Enos-Ho 2-2; 50 Abang 0-4; 66 Lemaota, Jr. 0-4; 91 Soriano 1-2; 34 Hernandez 0-3; 7 Murakami 2-0; 98 Lafoga 1-1; 1 Mokiao-Atima 0-2; 93 Sagapolutele 0-2; 21 Acidera 1-0; 9 Alualu-Tuiiolemotu 0-1. Kahuku Red Raiders-12 Fonoimoana-Vaomu 5-2; 46 Liua 5-2; 13 Mataira 4-2; 14 Talanoa 3-3; 5 Aveau 2-2; 7 Kaniho 2-2; 4 Kaufusi 2-1; 1 Fonoimoana-Vaomu 2-1; 25 Ah You 2-1; 2 Pasi 2-0; 38 Garcia 2-0; 28 Latu 1-1; 16 Taufa 0-2; 88 Pukahi 1-0; 90 Seguritan 1-0; 36 Jones 1-0; 22 Nakaahiki-Bourgeo 0-1.

Stadium: Aloha Stadium Attendance: 0
 Kickoff time: 4:07 pm End of Game: 7:03 pm Total elapsed time: 2:56
 Officials: Referee: Wade Miranda; Umpire: Bobby Carrillo; Linesman: Gary Carr;
 Line judge: Tony Baysa; Back judge: Matt Dery; Field judge: Kyle Galdeira;
 Side judge: Pete Arceo; Replay official: Mike Goshima
 Temperature: 80 deg. Wind: ENE 16 mph Weather: Passing Showers, Humidity 67%

Semifinal – Friday, Nov. 22, 2019 – Aloha Stadium
#1 Saint Louis 35, Mililani 0

	1	2	3	4	Total
Mililani (8-5)	0	0	0	0	0
Saint Louis (11-0)	7	14	14	0	35

Scoring Summary:

1st 06:26 ST-LOUIS - 14 Wilson 25 yd pass from 7 deLaura (35 Napuunoa kick)
 2nd 11:01 ST-LOUIS - 23 Nishigaya 40 yd run (35 Napuunoa kick)
 04:48 ST-LOUIS - 3 Cambra-Cho 0 yd fumble recovery (35 Napuunoa kick)
 3rd 07:57 ST-LOUIS - 14 Wilson 2 yd pass from 7 deLaura (35 Napuunoa kick)
 06:06 ST-LOUIS - 4 Brown 70 yd interception return (35 Napuunoa kick)

	MILILANI	ST-LOUIS
FIRST DOWNS	7	15
RUSHES-YARDS (NET)	19-9	30-119
PASSING YDS (NET)	97	104
Passes Att-Comp-Int.....	27-14-3	29-17-0
TOTAL OFFENSE PLAYS-YARDS	46-106	59-223
Fumble Returns-Yards.....	0-0	0-0
Punt Returns-Yards.....	0-0	0-0
Kickoff Returns-Yards.....	6-119	1-17
Interception Returns-Yards....	0-0	3-102
Punts (Number-Avg).....	3-30.3	3-36.3
Fumbles-Lost.....	2-1	0-0
Penalties-Yards.....	4-37	6-48
Possession Time.....	22:33	25:27
Third-Down Conversions.....	0 of 9	4 of 14
Fourth-Down Conversions.....	0 of 5	3 of 4
Red-Zone Scores-Chances.....	0-0	1-3
Sacks By: Number-Yards.....	3-29	1-2

RUSHING: Mililani Trojans-23 Alcover 5-20; 9 Sam 8-14; 14 Gideon 2-0; 7 Agbayani 1-0; TEAM 3-minus 25.
 Saint Louis Crusaders-13 Kamakawiwoole 8-50; 23 Nishigaya 3-47; 1 Taliulu 4-16; 24 Tumpap 5-14; 33 Cruz 1-4; 3 Silva 1-4; 12 Apo 1-1; 37 Tsai 2-minus 3; 7 deLaura 5-minus 14.

PASSING: Mililani Trojans- 7 Agbayani 12-23-3-74; 14 Gideon 2-4-0-23.
 SaintLouis Crusaders- 7 deLaura 15-26-0-99; 12 Apo 2-3-0-5.

RECEIVING: Mililani Trojans-19 Kalama 5-53; 1 Gibson 3-30; 5 Motoyama 2-8; 20 Banks 2-minus 5; 23 Alcover 1-12; 2 Sampaga 1-minus 1.
 SaintLouis Crusaders-14 Wilson 9-74; 3 Silva 2-8; 23 Nishigaya 2-8; 18 Sykes 1-9; 11 Wallace 1-5; 10 Solomon 1-0; 6 LeLesch 1-0.

INTERCEPTIONS: Mililani Trojans-None. SaintLouis Crusaders- 4 Brown 1-70; 2 Cox 1-18; 20 Moore 1-14.

FUMBLES: Mililani Trojans-TEAM 2-1. SaintLouis Crusaders-None.

SACKS (UA-A): Mililani Trojans-71 Omalza 1-0; 55 Pasternak 1-0; 15 Kim 1-0.
 Saint Louis Crusaders- 7 Tadio 1-0.

TACKLES (UA-A): Mililani Trojans-55 Pasternak 4-3; 49 Iosefa 4-2; 10 Amina 4-1; 15 Kim 4-1; 13 Pilanca 4-0; 27 Iosefa 2-2; 11 Hoohuli 3-0; 24 Pritchard 2-1; 59 Townes 2-1; 48 Kady 1-2; 44 Semeatu 2-0; 3 Viloría 1-1; 71 Omalza 1-0; 19 Kalama 1-0; 23 Alcover 1-0.
 SaintLouis Crusaders- 4 Brown 3-3; 10 Tufaga 5-0; 7 Tadio 3-1; 3 Cambra-Cho 1-3; 32 Welch 3-0; 19 Herbig 1-2; 15 Latu 1-2; 52 Louis 1-1; 40 Purcell 1-1; 93 Alualu 1-1; 12 Botelho 1-1; 94 McKenzie 0-2; 46 Fiaseu 0-2; 1 Kalaukoa 1-0; 88 Paz 1-0; 30 Taylor 1-0; 2 Cox 1-0; 91 Likio 1-0; 5 Masaniai 0-1; 27 Aniya 0-1; 90 Sagapolutele 0-1.

Stadium: Aloha Stadium Attendance: 0
 Kickoff time: 7:42 pm End of Game: 9:59 pm Total elapsed time: 2:17
 Officials: Referee: Cal Evans; Umpire: Todd Lynch; Linesman: Santos Barbasa;
 Line judge: Chris Fagen; Back judge: John Oku; Field judge: Duane Moku;
 Side judge: Steve Machado; Replay official: Craig Shaner
 Temperature: 79 deg. Wind: ENE 16 mph Weather: Passing Showers, Humidity 65%

Championship – Friday, Nov. 29, 2019 – Aloha Stadium. Attendance: 11,597
#1 Saint Louis 45, #2 Kahuku 6

	1	2	3	4	Total
Kahuku (9-4)	6	0	0	0	6
Saint Louis (12-0)	14	17	7	7	45

Scoring Summary:

1st 11:38 ST-LOUIS - 14 Roman Wilson 86 pass from 7 Jayden deLaura (35 Lason Napuunoa kick)
 05:01 ST-LOUIS - 23 Koali Nishigaya 6 yd run (35 Napuunoa kick)
 00:08 KAHUKU - 26 Zealand Matagi 38 yd run (15 Requilman kick blocked)
 2nd 07:05 ST-LOUIS - 23 Nishigaya 3 yd run (35 Napuunoa kick)
 03:08 ST-LOUIS - 7 deLaura 2 yd run (35 Napuunoa kick)
 00:00 ST-LOUIS - 35 Napuunoa 35 yd field goal
 3rd 08:01 ST-LOUIS - 7 deLaura 13 yd run (35 Napuunoa kick)
 4th 05:09 ST-LOUIS - 19 Nicholas Herbig 96 yd interception return

	KAHUKU	ST-LOUIS
FIRST DOWNS	10	17
RUSHES-YARDS (NET)	41-57	23-130
PASSING YDS (NET)	63	279
Passes Att-Comp-Int.....	21-11-1	28-18-1
TOTAL OFFENSE PLAYS-YARDS	62-120	51-409
Fumble Returns-Yards.....	0-0	0-0
Punt Returns-Yards.....	1-9	1-17
Kickoff Returns-Yards.....	5-72	2-12
Interception Returns-Yards....	1-34	1-96
Punts (Number-Avg).....	7-31.1	2-17.5
Fumbles-Lost.....	1-0	1-0
Penalties-Yards.....	7-65	6-59
Possession Time.....	31:15	16:45
Third-Down Conversions.....	2 of 16	3 of 8
Fourth-Down Conversions.....	2 of 5	1 of 3
Red-Zone Scores-Chances.....	0-1	5-6
Sacks By: Number-Yards.....	0-0	9-57

RUSHING: Kahuku Red Raiders-26 Zealand Matagi 23-79; 24 Kade Nakaahiki-Bourgeois 4-11; 47 Robert Chang 2-4; 3 Jason Mariteragi 2-minus 12; 19 Tiger Adolpho 10-minus 25.
 St. Louis Crusaders- 7 Jayden deLaura 6-75; 1 Mason Taliulu 7-37; 23 Koali Nishigaya 2-9; 13 Kaohu Kamakawiwoole 4-5; 12 Connor Apo 1-4; 24 Kainalu Tumpap 2-0; 37 Justin Tsai 1-0.

PASSING: Kahuku Red Raiders-19 Adolpho 5-11-0-31; 3 Mariteragi 5-8-1-32; 48 Purcell 1-1-0-0; 1 Mana Fonoimoana-Vaomu 0-1-0-0.
 St. Louis Crusaders- 7 Jayden deLaura 17-26-1-280; 12 Connor Apo 1-2-0-minus 1.

RECEIVING: Kahuku Red Raiders- 2 Tomasi Pasi 2-22; 22 Kade Nakaahiki-Bourgeois 2-10; 5 Frisco Aveau 2-10; 11 Micah Carvalho 1-9; 6 Cole Pruett 1-6; 7 Kaonohi Kaniho 1-5; 81 Cypress Abraham 1-1; 34 Jack Tito 1-0.
 St. Louis Crusaders-14 Roman Wilson 8-171; 3 Isaac Silva 4-31; 23 Koali Nishigaya 3-28; 18 Matthew Sykes 2-50; 10 Prince Solomon 1-minus 1.

INTERCEPTIONS: Kahuku Red Raiders-13 Peter John Mataira 1-34.
 St. Louis Crusaders-19 Nicholas Herbig 1-96.

FUMBLES: Kahuku Red Raiders- 3 Jason Mariteragi 1-0. St. Louis- 7 Jayden deLaura 1-0.

SACKS (UA-A): Kahuku Red Raiders-None.
 St. Louis Crusaders-19 Herbig 2-1; 12 Botelho 1-1; 93 Alualu 1-0; 17 Cui 1-0; 91 Likio 1-0; 90 Sagapolutele 1-0; 5 Masaniai 1-0.

TACKLES (UA-A): Kahuku Red Raiders-46 Liua 6-1; 12 Fonoimoana-Vaomu 5-0; 13 Mataira 4-1; 1 Fonoimoana-V 4-1; 4 Kaufusi 3-2; 23 Talanoa 3-2; 7 Kaniho 2-0; 25 Ah You 1-1; 38 Garcia 1-0; 36 Jones 1-0; 5 Aveau 1-0; 16 Taufa 1-0; 24 Tangaro-Kano 0-1; 84 Keanu 0-1; 2 Pasi 0-1; 28 Latu 0-1.
 St. Louis Crusaders-12 Botelho 5-3; 19 Herbig 4-4; 10 Tufaga 3-3; 4 Brown 3-3; 94 McKenzie 4-0; 15 Latu 4-0; 40 Purcell 3-1; 21 Rhineland 3-0; 5 Masaniai 2-1; 93 Alualu 2-1; 2 Cox 2-1; 20 Moore 2-0; 3 Cambra-Cho 1-2; 32 Welch 1-1; 92 Carreira 1-0; 17 Cui 1-0; 90 Sagapolutele 1-0; 22 Beyer 1-0; 91 Likio 1-0; 52 Louis 0-2; 30 Taylor 0-1; 46 Fiaseu 0-1.

Stadium: Aloha Stadium Attendance: 11,597
 Kickoff time: 7:33 pm End of Game: 10:11 pm Total elapsed time: 2:38
 Officials: Referee: Craig Shaner; Umpire: Sam Wilson; Linesman: Lionel Montalvo; Line judge: Rhys Amimoto; Back judge: Matt Dery; Field judge: Jonathan Thorpe; Side judge: Kevin Fuller; Replay: Mitchell Remba
 Temperature: 79 deg. Wind: NE 10 mph Weather: Cloudy; 65% humidity

2021 Division 1-Open Division



Semifinal – Saturday, Dec. 18, 2021 – Farrington HS
 #1 Kahuku 21, Campbell 0

	1	2	3	4	Total
Campbell (5-4)	0	0	0	0	0
Kahuku (9-0)	7	7	0	7	21

Scoring Summary:

1st 10:23 KAHUKU - 11 Carvalho 14 yd pass from 3 Mariteragi (11 Carvalho kick)
 2nd 11:52 KAHUKU - 3 Mariteragi 6 yd run (11 Carvalho kick)
 4th 08:58 KAHUKU - 2 Kaio 7 yd pass from 3 Mariteragi (11 Carvalho kick)

	CAMPBELL	KAHUKU
FIRST DOWNS.....	8	20
RUSHES-YARDS (NET).....	24-35	35-167
PASSING YDS (NET).....	98	167
Passes Att-Comp-Int.....	22-9-1	25-16-0
TOTAL OFFENSE PLAYS-YARDS.....	46-133	60-334
Fumble Returns-Yards.....	0-0	0-0
Punt Returns-Yards.....	1--3	1-22
Kickoff Returns-Yards.....	3-39	0-0
Interception Returns-Yards....	0-0	1-0
Punts (Number-Avg).....	6-25.5	3-37.3
Fumbles-Lost.....	0-0	0-0
Penalties-Yards.....	6-42	8-57
Possession Time.....	19:17	28:43
Third-Down Conversions.....	3 of 12	6 of 11
Fourth-Down Conversions.....	1 of 2	0 of 2
Red-Zone Scores-Chances.....	0-0	3-5
Sacks By: Number-Yards.....	0-0	4-22

RUSHING: Campbell Sabers-17 Bucuo 9-25; 10 Tavui 5-22; 24 Lopez 2-1; 32 Scanlan 2-minus 1; 8 Kuboyama-Hayashi 6-minus 12. Kahuku Red Raiders-26 Taulapapa 13-78; 3 Mariteragi 5-36; 44 Kaluna 7-30; 11 Carvalho 1-18; 1 Crawford 5-6; 24 Tangaro-Kanoa 3-1; TEAM 1-minus 2.

PASSING: Campbell Sabers- 8 Kuboyama-Hayashi 8-18-1-94; 10 Tavui 1-4-0-4. Kahuku Red Raiders- 3 Mariteragi 12-15-0-115; 1 Crawford 4-10-0-52.

RECEIVING: Campbell Sabers-10 Tavui 5-50; 13 Kopa-Kaawalaule 2-43; 24 Lopez 1-4; 11 Fonseca-Juan 1-1. Kahuku Red Raiders-11 Carvalho 9-100; 2 Kaio 3-32; 25 Ah You 3-26; 22 Carvalho 1-9.

INTERCEPTIONS: Campbell Sabers-None. Kahuku Red Raiders-21 Tuliloa 1-0.

FUMBLES: Campbell Sabers-None. Kahuku Red Raiders-None.

SACKS (UA-A): Campbell Sabers-None. Kahuku Red Raiders-20 Keanu 2-0; 99 Aelua 1-0; 12 Ah You 1-0.

TACKLES (UA-A): Campbell Sabers-12 Puni 7-2; 1 Espinda 7-0; 52 Filo 5-1; 9 Alualu-Tuiiolemotu 5-0; 4 Betancourt 4-0; 3 Moore 2-0; 7 Murakami 2-0; 51 Abang 2-0; 66 Lemaota, Jr. 2-0; 6 Nelson 2-0; 50 Alualu-Tuiiolemotu 2-0; 91 Oliveros 2-0; 44 Alualu-Tuiiolemotu 1-0; 16 Paogofie 1-0; 14 Fuauli 1-0; 46 Awana 0-1. Kahuku Red Raiders-20 Keanu 5-1; 8 Garcia 5-0; 10 Lefau 5-0; 12 Ah You 4-0; 99 Aelua 3-1; 21 Tuliloa 3-1; 6 Lefau 2-1; 5 Fonoimoana 2-1; 23 Viliamu, Jr. 2-0; 90 Damuni 1-0; 43 Taufa 1-0; 19 Uli 1-0; 26 Taulapapa 0-1.

Stadium: Skipka Diaz Stadium Attendance: 0
 Kickoff time: 4:07 pm End of Game: 6:31 pm Total elapsed time: 2:24
 Officials: Referee: Cal Evans; Umpire: Sean Camarillo; Linesman: Randy Morris;
 Line judge: Kyle Galdeira; Back judge: John Oku; Field judge: Travis Nakayama;
 Side judge: Pete Arceo; Replay officials: Van Peterson, Teddy Biesecker
 Temperature: 79 deg. Wind: ENE 16 mph Weather: Fair, Humidity-61%

Semifinal – Saturday, Dec. 18, 2021 – Farrington HS
#2 Saint Louis 27, Mililani 25

	1	2	3	4		Total
Mililani (5-3)	0	14	3	8		25
Saint Louis (6-3)	7	3	14	3		27

Scoring Summary:

1st 03:53 ST-LOUIS - 40 Purcell 0 yd blocked punt return (29 Napuunoa kick)
 2nd 10:26 MILILANI - 6 Ho'okano-Sallas 31 yd pass from 13 Tarape (19 Paiva kick)
 04:25 MILILANI - 25 Roller 43 yd pass from 13 Tarape (19 Paiva kick)
 00:22 ST-LOUIS - 29 Napuunoa 24 yd field goal, 11-56 3:58
 3rd 08:19 ST-LOUIS - 5 Bianco 9 yd run (29 Napuunoa kick)
 02:59 ST-LOUIS - 32 Apduhan 9 yd run (29 Napuunoa kick)
 00:07 MILILANI - 19 Paiva 21 yd field goal
 4th 06:57 MILILANI - 8 Timoteo, N 12 yd run (13 Tarape pass from 5 Herold-Namu)
 05:46 ST-LOUIS - 29 Napuunoa 38 yd field goal

	MILILANI	ST-LOUIS
FIRST DOWNS.....	18	18
RUSHES-YARDS (NET).....	32-112	33-114
PASSING YDS (NET).....	221	185
Passes Att-Comp-Int.....	29-15-1	23-15-0
TOTAL OFFENSE PLAYS-YARDS.....	61-333	56-299
Fumble Returns-Yards.....	0-0	1-2
Punt Returns-Yards.....	0-0	2-42
Kickoff Returns-Yards.....	2-47	4-56
Interception Returns-Yards....	0-0	1-32
Punts (Number-Avg).....	3-28.7	2-39.0
Fumbles-Lost.....	4-1	3-1
Penalties-Yards.....	7-75	9-144
Possession Time.....	24:43	23:17
Third-Down Conversions.....	5 of 13	2 of 10
Fourth-Down Conversions.....	1 of 2	1 of 2
Red-Zone Scores-Chances.....	2-2	4-5
Sacks By: Number-Yards.....	3-13	2-13

RUSHING: Mililani Trojans- 8 Timoteo, N 18-106; 39 Hallums 9-22; 16 Ferreira 1-4; TEAM 1-minus 1; 13 Tarape 3-minus 19. SaintLouis Crusaders- 5 Bianco 16-62; 32 Apduhan 9-50; 1 Peters-deLaura 1-8; 30 Catrett 3-3; 6 Opetaiia 1-3; 2 Kekahuna 2-1; TEAM 1-minus 13.

PASSING: Mililani Trojans-13 Tarape 14-28-1-190; 6 Ho'okano-Sallas 1-1-0-31. SaintLouis Crusaders- 5 Bianco 14-22-0-179; 7 Kamakawiwo'ole 1-1-0-6.

RECEIVING: Mililani Trojans- 6 Ho'okano-Sallas 4-68; 11 Mcgee 4-25; 1 Hunter 3-47; 5 Herold-Namu 2-36; 25 Roller 1-43; 52 Rapez-Esclit 1-2. SaintLouis Crusaders- 2 Kekahuna 6-43; 17 Maaau 5-72; 1 Peters-deLaura 1-40; 11 Lacaden 1-11; 3 DeSilva 1-10; 22 Takahashi 1-9.

INTERCEPTIONS: Mililani Trojans-None. SaintLouis Crusaders- 1 Kalaukoa 1-32.

FUMBLES: Mililani Trojans- 8 Timoteo, N 2-1; 13 Tarape 1-0; 16 Ferreira 1-0. SaintLouis Crusaders- 2 Kekahuna 2-1; 5 Bianco 1-0.

SACKS (UA-A): Mililani Trojans-45 Tago-Su'e 1-0; 47 Tania 1-0; 7 Roman 1-0. SaintLouis Crusaders-90 Sagapolutele 1-0; 41 Savaiinaea 1-0.

TACKLES (UA-A): Mililani Trojans- 7 Roman 7-0; 29 Fetu 7-0; 18 Barbour 6-1; 45 Tago-Su'e 6-0; 1 Hunter 5-0; 58 Agasiva 4-1; 47 Tania 4-0; 2 Pilanca 3-0; 4 Werner-Celes 2-0; 12 Foster 2-0; 51 Leapaga 1-0; 20 Abaya 1-0; 11 Mcgee 1-0; 98 Ulufale 1-0; 39 Hallums 1-0. SaintLouis Crusaders- 1 Kalaukoa 5-0; 15 Holani 5-0; 20 Wily 5-0; 40 Purcell 5-0; 3 Narciso, N 4-0; 49 Malepeai 3-0; 11 Nohara 2-0; 90 Sagapolutele 2-0; 55 Tautua 2-0; 41 Savaiinaea 2-0; 2 Moore 2-0; 27 Lee 1-0; 5 Batoon 1-0; 95 Chang 1-0; 96 Catrett 1-0; 98 Molina 1-0.

Stadium: Skippa Diaz Stadium Attendance: 2,697
 Kickoff time: 7:37 pm End of Game: 10:30 pm Total elapsed time: 2:53
 Officials: Referee: Mike Goshima; Umpire: Kelvin Moniz; Linesman: Ralph Hasegawa;
 Line judge: Fritz Afu; Back judge: Doug Hunt; Field judge: Steve Piercy;
 Side judge: James Campbell; Replay officials: Van Peterson, Teddy Biesecker
 Temperature: 74 deg. Wind: ENE 13 mph Weather: Passing showers Humidity 72%

Championship – Thursday, Dec. 23, 2021 – Farrington HS. Attendance: 3,659
#1 Kahuku 49, #2 Saint Louis 14

	1	2	3	4	Total
Saint Louis (6-4)	0	14	0	0	14
Kahuku (10-0)	21	7	14	7	49

Scoring Summary:

1st 08:15 KAHUKU - 44 Kaluna 6 yd run (11 Carvalho kick)
 03:09 KAHUKU - 44 Kaluna 4 yd run (11 Carvalho kick)
 02:23 KAHUKU - 6 Lefau 29 yd interception return (11 Carvalho kick)
 2nd 11:20 KAHUKU - 10 Lefau 19 yd pass from 3 Mariteragi (11 Carvalho kick)
 07:44 ST-LOUIS - 6 Opeteia 2 yd run (29 Napuunoa kick)
 03:33 ST-LOUIS - 2 Kekahuna 46 yd pass from 5 Bianco (29 Napuunoa kick)
 3rd 10:53 KAHUKU - 11 Carvalho 61 yd pass from 3 Mariteragi (11 Carvalho kick)
 05:42 KAHUKU - 11 Carvalho 16 yd pass from 3 Mariteragi (11 Carvalho kick)
 4th 08:45 KAHUKU - 44 Kaluna 17 yd run (11 Carvalho kick)

	ST-LOUIS	KAHUKU
FIRST DOWNS.....	14	19
RUSHES-YARDS (NET).....	21-53	39-208
PASSING YDS (NET).....	184	186
Passes Att-Comp-Int.....	27-15-3	13-10-0
TOTAL OFFENSE PLAYS-YARDS.....	48-237	52-394
Fumble Returns-Yards.....	0-0	0-0
Punt Returns-Yards.....	0-0	2-24
Kickoff Returns-Yards.....	5-57	2-37
Interception Returns-Yards....	0-0	3-43
Punts (Number-Avg).....	4-15.2	2-46.5
Fumbles-Lost.....	0-0	2-0
Penalties-Yards.....	9-120	17-195
Possession Time.....	19:18	28:42
Third-Down Conversions.....	4 of 11	5 of 9
Fourth-Down Conversions.....	0 of 1	0 of 2
Red-Zone Scores-Chances.....	1-2	5-6
Sacks By: Number-Yards.....	1-8	3-15

RUSHING: SaintLouis Crusaders-32 Apduhan 5-18; 6 Opeteia 4-13; 37 Dolor 1-12; 30 Catrett 3-9; 86 Bonaveidogo 1-5; 7 Kamakawiwo'ole 1-0; 5 Bianco 6-minus 4. Kahuku Red Raiders-44 Kaluna 16-138; 3 Mariteragi 6-30; 26 Taulapapa 7-19; 24 Tangaro-Kanoa 3-16; 11 Carvalho 2-7; 14 Bridges 1-2; 1 Crawford 1-0; TEAM 3-minus 4.

PASSING: SaintLouis Crusaders- 5 Bianco 11-20-2-143; 7 Kamakawiwo'ole 4-7-1-41. Kahuku Red Raiders- 3 Mariteragi 10-13-0-186.

RECEIVING: SaintLouis Crusaders- 1 Peters-deLaura 6-52; 2 Kekahuna 4-82; 22 Takahashi 2-27; 14 Reed 1-11; 17 Muaau 1-9; 80 Delgadillo 1-3. Kahuku Red Raiders- 11 Carvalho 6-135; 10 Lefau 2-36; 22 Carvalho 1-8; 20 Keanu 1-7.

INTERCEPTIONS: SaintLouis Crusaders-None. Kahuku Red Raiders- 6 Lefau 1-29; 23 Viliamu, Jr. 1-14; 10 Lefau 1-0.

FUMBLES: SaintLouis Crusaders-None. Kahuku Red Raiders-11 Carvalho 2-0.

SACKS (UA-A): SaintLouis Crusaders-55 Tautua 1-0. Kahuku Red Raiders-12 Ah You 2-0; 10 Lefau 1-0.

TACKLES (UA-A): SaintLouis Crusaders-90 Sagapolutele 6-0; 20 Wily 3-0; 23 Vincent 3-0; 55 Tautua 3-0; 2 Moore 3-0; 1 Kalaukoa 3-0; 24 Barcelona 3-0; 6 Correa 3-0; 15 Holani 2-0; 40 Purcell 2-0; 62 Winchester 2-0; 96 Catrett 1-0; 9 Monteilh, A 1-0; 45 Sagocio 1-0; 11 Nohara 1-0; 7 Kamakawiwo'ole 1-0; 39 Maafala, Jr. 1-0; 21 Preston 1-0; 46 Remiticado 1-0; 19 AhSam 1-0; 10 Monteilh, K 1-0; 31 Seabury 1-0; 2 Kekahuna 1-0; 41 Savaiinaea 1-0. Kahuku Red Raiders-10 Lefau 5-0; 20 Keanu 4-0; 7 Maiava 4-0; 12 Ah You 3-0; 42 Atuaia 3-0; 21 Tuliloa 2-0; 45 Pula 2-0; 4 Farley 2-0; 6 Lefau 2-0; 23 Viliamu, Jr. 2-0; 8 Garcia 2-0; 31 Seui 1-0; 33 Piena 1-0; 92 Sproat 1-0; 35 Nakauciri 1-0; 5 Fonoimoana 1-0; 15 Moors 1-0; 43 Taufa 1-0.

Stadium: Skipka Diaz Stadium Attendance: 3,659
 Kickoff time: 7:07 pm End of Game: 9:51 pm Total elapsed time: 2:44
 Officials: Referee: Robert Victor; Umpire: Mike Simonds; Linesman: Lionel Montalvo;
 Line judge: Craig Shaner; Back judge: Duane Moku; Field judge: James Bolosan;
 Side judge: Ray Pasion; Replay officials: Van Peterson, Matt Sumstine
 Temperature: 73 deg. Wind: ENE 14 mph Weather: Light showers, Humidity 62%

2022 Division 1-Open Division



Semifinal – Friday, Nov. 18, 2022 – Mililani High School
 #1 Kahuku 32, Campbell 7

	1	2	3	4	Total
Campbell (7-4)	0	0	0	7	7
Kahuku (11-2)	7	10	7	8	32

Scoring Summary:

- 1st 04:11 KAHUKU - 3 Ah You, Kingsley 30 run (11 Carvalho, Kainoa kick)
- 2nd 03:43 KAHUKU - 11 Carvalho, Kainoa 33 field goal
- 01:43 KAHUKU - 22 Atuaia 55 interception return (11 Carvalho, Kainoa kick)
- 3rd 03:50 KAHUKU - 21 Soliai 50 interception return (11 Carvalho, Kainoa kick)
- 4th 10:23 KAHUKU - 14 Manutai 15 interception return (2 Carvalho, Kaimana rush)
- 06:26 CAMPBELL - 24 Lopez, Chauncey 2 run (81 Wyckstandt kick)

	CAMPBELL	KAHUKU
FIRST DOWNS	16	11
RUSHES-YARDS (NET)	19--29	33-74
PASSING YDS (NET)	231	72
Passes Att-Comp-Int.....	46-23-4	21-12-1
TOTAL OFFENSE PLAYS-YARDS	65-202	54-146
Fumble Returns-Yards.....	1-6	0-0
Punt Returns-Yards.....	1-3	3-41
Kickoff Returns-Yards.....	3-65	1-54
Interception Returns-Yards....	1-11	4-121
Punts (Number-Avg).....	4-27.0	5-30.8
Fumbles-Lost.....	1-1	2-1
Penalties-Yards.....	9-73	6-72
Possession Time.....	22:46	25:14
Third-Down Conversions.....	4 of 13	1 of 11
Fourth-Down Conversions.....	0 of 2	2 of 4
Red-Zone Scores-Chances.....	1-2	1-2
Sacks By: Number-Yards.....	2-17	8-57

RUSHING: Campbell Sabers-24 Lopez, Chauncey 9-28; 44 Alualu-Tuimolotu 1-minus 5; 3 Sagapolutele, J. 9-minus 52. Kahuku Red Raiders-35 Fonoti 13-34; 3 Ah You, Kingsley 1-30; 1 Crawford 7-13; 13 PoouahiMacPh 3-6; 11 Carvalho, Kainoa 2-6; 17 Tapusoa 3-4; 10 Lefau 1-2; 24 Lauaki 1-minus 3; 18 Suguturaga 2-minus 18.

PASSING: Campbell Sabers- 3 Sagapolutele, J. 23-46-4-231. Kahuku Red Raiders- 1 Crawford 11-20-1-71; 18 Suguturaga 1-1-0-1.

RECEIVING: Campbell Sabers-10 Togafau-Tavui 7-55; 18 Muaau 4-53; 17 Bucuo 4-53; 11 Fonseca-Juan 4-44; 24 Lopez, Chauncey 1-9; 2 Berinobis-Pyne 1-6; 19 Alviar-Costa 1-6; 16 Ferreira 1-5. Kahuku Red Raiders- 2 Carvalho, Kaimana 3-23; 3 Ah You, Kingsley 2-17; 11 Carvalho, Kainoa 2-11; 9 Kaio 2-6; 17 Tapusoa 1-8; 35 Fonoti 1-6; 84 Vendiola 1-1.

INTERCEPTIONS: Campbell Sabers- 0 Lave 1-11. Kahuku Red Raiders-22 Atuaia 1-55; 21 Soliai 1-50; 14 Manutai 1-15; 23 Toilolo 1-1.

FUMBLES: Campbell Sabers-17 Bucuo 1-1. Kahuku Red Raiders- 1 Crawford 1-0; 18 Suguturaga 1-1.

Stadium: John Kaunana Stadium Attendance: 0
 Kickoff time: 4:11 pm End of Game: 6:55 pm Total elapsed time: 2:44
 Officials: Referee: Robert Victor; Umpire: Sean Camarillo; Linesman: Ralph Hasegawa; Line judge: Ivan Carvalho; Back judge: Steve Machado; Field judge: Brandis Mirafuentes; Side judge: Jonathan Thorpe;
 Temperature: 80 deg. Wind: ENE 6 mph Weather: Sunny Humidity 54%

**Semifinal – Friday, Nov. 18, 2022 – Mililani High School
#2 Punahou 52, Mililani 24**

	1	2	3	4		Total
Mililani (7-5)	3	7	14	0		24
Punahou (9-1)	7	24	7	14		52

Scoring Summary:

1st 04:49 MILILANI - 19 Paiva 25 field goal
 01:11 PUNAHOU - 12 Kauhane 23 pass from 16 Sagapolutele (33 Kapisi kick)
 2nd 08:11 PUNAHOU - 5 Williams 10 run (33 Kapisi kick)
 04:52 PUNAHOU - 33 Kapisi 29 field goal
 03:45 MILILANI - 25 Roller 87 pass from 13 Tarape (19 Paiva kick)
 03:25 PUNAHOU - 13 Macapulay 20 pass from 16 Sagapolutele (33 Kapisi kick)
 00:14 PUNAHOU - 5 Williams 12 run (33 Kapisi kick)
 3rd 06:32 PUNAHOU - 13 Macapulay 11 pass from 16 Sagapolutele (33 Kapisi kick)
 05:21 MILILANI - 12 Salanoa 59 pass from 13 Tarape (13 Tarape pass failed)
 01:34 MILILANI - 1 Hunter 13 pass from 13 Tarape (Roller pass from Tarape)
 4th 03:23 PUNAHOU - 5 Williams 25 run (33 Kapisi kick)
 00:38 PUNAHOU - 5 Williams 78 run (33 Kapisi kick)

	MILILANI	PUNAHOU
FIRST DOWNS	13	24
RUSHES-YARDS (NET)	18-15	39-265
PASSING YDS (NET)	297	156
Passes Att-Comp-Int.....	28-17-1	25-17-2
TOTAL OFFENSE PLAYS-YARDS	46-312	64-421
Fumble Returns-Yards.....	0-0	0-0
Punt Returns-Yards.....	0-0	1-0
Kickoff Returns-Yards.....	2-39	4-81
Interception Returns-Yards....	2-15	1-0
Punts (Number-Avg).....	3-37.0	1-48.0
Fumbles-Lost.....	1-1	0-0
Penalties-Yards.....	13-91	7-37
Possession Time.....	19:30	28:30
Third-Down Conversions.....	5 of 11	3 of 11
Fourth-Down Conversions.....	1 of 1	5 of 5
Red-Zone Scores-Chances.....	2-2	5-5
Sacks By: Number-Yards.....	1-4	3-30

RUSHING: Mililani Trojans- 0 Kahana Travis 13-46; 3 Tsuchiyama 1-1; 32 Samuelu 1-minus 2; 13 Tarape 3-minus 30. Punahou Buff 'n Blue- 5 Williams 29-237; 7 Lyman 8-24; 16 Sagapolutele 2-4.

PASSING: Mililani Trojans-13 Tarape 17-28-1-297. Punahou Buff 'n Blue-16 Sagapolutele 17-23-1-156; 14 McCutcheon 0-1-1-0; TEAM 0-1-0-0.

RECEIVING: Mililani Trojans-25 Roller 8-150; 12 Salanoa 5-117; 1 Hunter 2-23; 4 Padello 1-7; 0 KahanaTravis 1-0. Punahou Buff 'n Blue-13 Macapulay 8-76; 2 Hange 6-48; 12 Kauhane 2-23; 19 Wu 1-9.

INTERCEPTIONS: Mililani Trojans- 1 Hunter 1-15; 6 Rodrigues 1-0. Punahou Buff 'n Blue-21 Ellis 1-0.

FUMBLES: Mililani Trojans-13 Tarape 1-1. Punahou Buff 'n Blue-None.

Stadium: John Kauinana Stadium Attendance: 0
 Kickoff time: 7:42 pm End of Game: 10:29 pm Total elapsed time: 2:47
 Officials: Referee: Cal Evans; Umpire: Bobby Carrillo; Linesman: Shawn McGurrin; Line judge: P. Valenciano; Back judge: Jim Campbell; Field judge: Pete Arceo; Side judge: Reggie Cabral; Temperature: 74 deg. Wind: North 7 mph Weather: Heavy Showers Humidity 73%

Championship – Friday, Nov. 25, 2022 – Mililani High School. Attendance: 4,500
#1 Kahuku 20, #2 Punahou 0

	1	2	3	4	Total
Punahou (9-2)	0	0	0	0	0
Kahuku (12-2)	7	10	3	0	20

Scoring Summary:

1st 04:52 KAHUKU - 1 Crawford 1 run (11 Carvalho, Kainoa kick)
 2nd 05:01 KAHUKU - 11 Carvalho, Kainoa 21 field goal
 00:27 KAHUKU - 2 Carvalho, Kaimana 13 pass from 1 Crawford (11 Carvalho, Kainoa kick)
 3rd 01:56 KAHUKU - 11 Carvalho, Kainoa 40 field goal

	PUNAHOU	KAHUKU
FIRST DOWNS	12	25
RUSHES-YARDS (NET)	16-62	48-260
PASSING YDS (NET)	135	177
Passes Att-Comp-Int.....	35-17-1	27-15-1
TOTAL OFFENSE PLAYS-YARDS	51-197	75-437
Fumble Returns-Yards.....	0-0	0-0
Punt Returns-Yards.....	0-0	2-16
Kickoff Returns-Yards.....	4-34	0-0
Interception Returns-Yards...	1-0	1-0
Punts (Number-Avg).....	3-39.3	1-28.0
Fumbles-Lost.....	3-3	3-1
Penalties-Yards.....	3-25	10-74
Possession Time.....	16:52	31:08
Third-Down Conversions.....	3 of 12	4 of 13
Fourth-Down Conversions.....	1 of 3	3 of 3
Red-Zone Scores-Chances.....	0-1	3-6
Sacks By: Number-Yards.....	0-0	2-8

RUSHING: Punahou Buff 'n Blue-16 Sagapolutele 5-31; 7 Lyman 7-23; 5 Williams 3-5; 13 Macapulay 1-3. Kahuku Red Raiders-35 Fonoti 23-112; 1 Crawford 9-69; 17 Tapusoa 6-43; 13 PouuahiMacPh 5-27; 11 Carvalho, Kainoa 3-12; TEAM 2-minus 3.

PASSING: Punahou Buff 'n Blue-16 Sagapolutele 16-33-0-129; 14 McCutcheon 1-2-1-6. Kahuku Red Raiders- 1 Crawford 15-27-1-177.

RECEIVING: Punahou Buff 'n Blue-12 Kauhane 5-53; 2 Hange 5-37; 7 Lyman 2-21; 19 Wu 2-16; 5 Williams 2-2; 13 Macapulay 1-6. Kahuku Red Raiders-11 Carvalho, Kainoa 9-79; 2 Carvalho, Kaimana 4-55; 5 Fonoimoana, Brock 1-23; 9 Kaio 1-20.

INTERCEPTIONS: Punahou Buff 'n Blue-24 Kellner 1-0. Kahuku Red Raiders-21 Soliai 1-0.

FUMBLES: Punahou Buff 'n Blue-12 Kauhane 1-1; 7 Lyman 1-1; 5 Williams 1-1. Kahuku Red Raiders- 1 Crawford 1-0; 35 Fonoti 1-0; 17 Tapusoa 1-1.

Stadium: John Kauinana Stadium Attendance: 4,500

Kickoff time: 7:10 pm End of Game: 9:58 pm Total elapsed time: 2:48

Officials: Referee: Rhys Amimoto; Umpire: Chris Troutman; Linesman: Shawn McGurrian; Line judge: Kelvin Moniz; Back judge: Craig Shaner; Field judge: Doug Hunt; Side judge: Kyle Galdeira;

Temperature: 70 deg. Wind: North 10 mph Weather: Partly Cloudy Humidity 58%

2023 Division 1-Open Division



Semifinal – Friday, Nov. 17, 2023 – Mililani High School #1 Mililani 44, Campbell 7

	1	2	3	4	Total
Campbell (9-4)	7	0	0	0	7
Mililani (11-1)	14	7	14	9	44

Scoring Summary:

1st 06:51 MILILANI - 12 Salanoa 8 pass from 10 McMillan (10 McMillan rush failed)
 03:55 CAMPBELL - 0 Lave 20 pass from 3 Sagapolutele (81 Wyckstandt kick)
 01:51 MILILANI - 12 Salanoa 35 pass from 10 McMillan (10 McMillan rush)
 2nd 04:58 MILILANI - 0 Kahana-Travis, N 6 run (17 Sarae kick)
 3rd 06:46 MILILANI - 88 Joseph 8 pass from 10 McMillan (17 Sarae kick)
 02:28 MILILANI - 9 Anzaldo 42 interception return (17 Sarae kick)
 4th 09:41 MILILANI - TEAM safety
 04:13 MILILANI - 0 Kahana-Travis, N 5 run (17 Sarae kick)

	CAMPBELL	MILILANI
FIRST DOWNS.....	15	21
RUSHES-YARDS (NET).....	13-44	17-84
PASSING YDS (NET).....	216	305
Passes Att-Comp-Int.....	43-26-1	46-34-1
TOTAL OFFENSE PLAYS-YARDS.....	56-260	63-389
Fumble Returns-Yards.....	0-0	0-0
Punt Returns-Yards.....	1-5	1-16
Kickoff Returns-Yards.....	5-85	3-34
Interception Returns-Yards....	1-0	1-42
Punts (Number-Avg).....	3-31.0	1-38.0
Fumbles-Lost.....	5-1	2-1
Penalties-Yards.....	7-57	11-95
Possession Time.....	23:02	24:58
Third-Down Conversions.....	2 of 9	5 of 9
Fourth-Down Conversions.....	0 of 3	1 of 2
Red-Zone Scores-Chances.....	1-3	4-5
Sacks By: Number-Yards.....	0-0	4-27

RUSHING: Campbell Sabers- 3 Sagapolutele 8-26; 31 Steffany-Fiame 5-18. Mililani Trojans-10 McMillan 9-67; 0 Kahana-Travis, N 7-30; TEAM 1-minus 13.

PASSING: Campbell Sabers- 3 Sagapolutele 26-43-1-216. Mililani Trojans-10 McMillan 33-45-1-272; 2 Kahana-Travis, L 1-1-0-33.

RECEIVING: Campbell Sabers- 0 Lave 7-61; 5 Abang-Perez 6-19; 20 Sansano 4-55; 34 Melvin 4-43; 6 Alviar-Costa 2-22; 31 Steffany-Fiame 2-12; 17 Bucuo 1-4. Mililani Trojans- 3 Paiva 8-66; 18 Ferreira 6-38; 1 Tsuchiyama 6-33; 12 Salanoa 5-65; 88 Joseph 3-50; 2 Kahana-Travis, L 3-17; 14 Manivong, Jr 1-18; 4 Padello 1-17; 0 Kahana-Travis, N 1-1.

INTERCEPTIONS: Campbell -34 Melvin 1-0. Mililani - 9 Anzaldo 1-42.

FUMBLES: Campbell - 3 Sagapolutele 4-1; 31 Steffany-Fiame 1-0. Mililani -TEAM 1-0; 88 Joseph 1-1.

Stadium: John Kauinana Stadium Attendance: 0
 Kickoff time: 4:09 pm End of Game: 6:56 PM Total elapsed time: 2:47
 Officials: Referee: Robert Victor; Umpire: Richard Deneau; Linesman: Art Elefante;
 Line judge: Marshall Harvest; Back judge: John Oku; Field judge: Chris Fagin;
 Side judge: Reggie Cabral; Replay officials - Mitchell Remba, Van Peterson
 Temperature: 77 deg. Wind: ENE 11 mph Weather: P.Cloudy Humidity 54%

**Semifinal – Friday, Nov. 17, 2023 – Mililani High School
Kahuku 28, #2 Punahou 16**

	1	2	3	4	Total
Kahuku (11-2)	7	0	14	7	28
Punahou (7-3)	0	7	3	6	16

Scoring Summary:

1st 03:31 KAHUKU - 35 Fonoti 10 run (16 Kahalepuna kick)
 2nd 05:45 PUNAHOU - 7 Lyman 1 run (40 Beard kick)
 3rd 08:16 KAHUKU - 4 Kamoku 10 pass from 12 Tagovailoa-Amosa (20 Mariteragi kick)
 05:44 KAHUKU - 2 Carvalho 40 pass from 12 Tagovailoa-Amosa (20 Mariteragi kick)
 01:27 PUNAHOU - 40 Beard 29 field goal
 4th 07:32 KAHUKU - 35 Fonoti 12 run (20 Mariteragi, Zaden kick)
 03:02 PUNAHOU - 1 Macapulay 12 pass fr 14 McCutcheon (14 McCutcheon pass fail)

	KAHUKU	PUNAHOU
FIRST DOWNS.....	18	7
RUSHES-YARDS (NET).....	40-156	19-37
PASSING YDS (NET).....	148	205
Passes Att-Comp-Int.....	12-9-1	30-17-4
TOTAL OFFENSE PLAYS-YARDS.....	52-304	49-242
Fumble Returns-Yards.....	0-0	1-4
Punt Returns-Yards.....	3-12	0-0
Kickoff Returns-Yards.....	3-104	5-67
Interception Returns-Yards....	4-8	1-0
Punts (Number-Avg).....	3-36.0	3-30.0
Fumbles-Lost.....	2-2	1-1
Penalties-Yards.....	8-85	8-58
Possession Time.....	27:40	20:20
Third-Down Conversions.....	4 of 8	3 of 10
Fourth-Down Conversions.....	0 of 0	2 of 3
Red-Zone Scores-Chances.....	3-5	3-3
Sacks By: Number-Yards.....	4-22	3-23

RUSHING: Kahuku-35 Fonoti 26-155; 2 Carvalho 3-14; 25 Kanoa 1-minus 1; 12 Tagovailoa-Amosa 8-minus 3; TEAM 2-minus 9. Punahou-5 Williams 7-36; 7 Lyman 3-8; 14 McCutcheon 8-minus 2; TEAM 1-minus 5.

PASSING: Kahuku-12 Tagovailoa-Amosa 9-12-1-148. Punahou-14 McCutcheon 17-30-4-205.

RECEIVING: Kahuku- 4 Kamoku 6-77; 2 Carvalho 2-52; 9 Kaio 1-19. Punahou- 1 Macapulay 8-70; 27 White, Zion 5-94; 2 Hange, A. 3-39; 7 Lyman 1-2.

INTERCEPTIONS: Kahuku- 2 Carvalho 2-0; 5 Fonoimoana 1-4; 14 Manutai 1-4. Punahou- 12 Takuma 1-0.

FUMBLES: Kahuku-TEAM 1-1; 12 Tagovailoa-Amosa 1-1. Punahou-27 White, Zion 1-1.

Stadium: John Kauinana Stadium Attendance: 0

Kickoff time: 7:48 pm End of Game: 10:35 pm Total elapsed time: 2:47

Officials: Referee: Cal Evans; Umpire: Chris Troutman; Linesman: Danny Bayne; Line judge: Kelvin Moniz; Back judge: Steve Piercy; Field judge: Jonathan Thorpe; Side judge: Fritz Afu; Replay officials - Mitchell Remba, Van Peterson

Temperature: 71 deg. Wind: East 5 mph Weather: Partly Cloudy Humidity 69%

Championship – Friday, Nov. 24, 2023 – Clarence TC Ching Complex, University of Hawai'i at Mānoa. Attendance: 7,322

Kahuku 21, #1 Mililani 19

	1	2	3	4	Total
Kahuku (12-2)	8	7	0	6	21
Mililani (11-2)	6	0	6	7	19

Scoring Summary:

1st 09:24 KAHUKU - 9 Kaio 19 pass from 12 Tagovailoa-Amosa (2 Carvalho rush)
 04:21 MILILANI - 10 McMillan 6 run (10 McMillan pass failed)
 2nd 01:33 KAHUKU - 12 Tagovailoa-Amosa 1 run (20 Mariteragi, Zaden kick)
 3rd 02:28 MILILANI - 0 Kahana-Travis, N 1 run (17 Sarae kick blockd)
 4th 09:41 MILILANI - 88 Joseph 89 pass from 10 McMillan (17 Sarae kick)
 02:59 KAHUKU - 4 Kamoku 86 punt return (20 Mariteragi, Zaden kick failed)

	KAHUKU	MILILANI
FIRST DOWNS.....	18	15
RUSHES-YARDS (NET).....	42-144	16-85
PASSING YDS (NET).....	132	264
Passes Att-Comp-Int.....	19-13-0	27-16-1
TOTAL OFFENSE PLAYS-YARDS.....	61-276	43-349
Fumble Returns-Yards.....	1-10	0-0
Punt Returns-Yards.....	2-95	0-0
Kickoff Returns-Yards.....	1-14	2-45
Interception Returns-Yards....	1-0	0-0
Punts (Number-Avg).....	3-40.0	3-42.7
Fumbles-Lost.....	3-2	2-1
Penalties-Yards.....	8-39	12-88
Possession Time.....	30:03	17:57
Third-Down Conversions.....	5 of 12	2 of 6
Fourth-Down Conversions.....	2 of 3	0 of 0
Red-Zone Scores-Chances.....	2-4	2-2
Sacks By: Number-Yards.....	0-0	1-3

RUSHING: Kahuku-35 Fonoti 28-116; 12 Tagovailoa-Amosa 7-26; 25 Kanoa 2-11; 4 Kamoku 2-0; 7 Hallums 1-minus 3; TEAM 2-minus 6. Mililani-10 McMillan 13-75; 1 Tsuchiyama 1-9; 0 Kahana-Travis, N 2-1.

PASSING: Kahuku-12 Tagovailoa-Amosa 13-19-0-132. Mililani-10 McMillan 16-27-1-264.

RECEIVING: Kahuku-4 Kamoku 6-68; 2 Carvalho 3-29; 9 Kaio 2-26; 13 Lauano 1-9; 35 Fonoti 1-0. Mililani-1 Tsuchiyama 5-34; 88 Joseph 4-125; 12 Salanoa 3-34; 2 Kahana-Travis, L 2-23; 18 Ferreira 1-35; 3 Paiva 1-13.

INTERCEPTIONS: Kahuku- 3 Ah You, K. 1-0. Mililani-None.

FUMBLES: Kahuku-12 Tagovailoa-Amosa 1-1; 4 Kamoku 1-0; 35 Fonoti 1-1. Mililani-18 Ferreira 1-1; 10 McMillan 1-0.

SACKS (UA-A): Kahuku-None. Mililani-40 Nua 1-0.

TACKLES (UA-A): Kahuku-28 Soliai-Tui 4-2; 3 Ah You, K. 3-2; 23 Vendiola 4-0; 22 Atuaia 3-1; 14 Manutai 3-0; 5 Fonoimoana 2-1; 1 Wolfe 1-2; 2 Carvalho 2-0; 99 Moors 1-1; 21 Soliai 1-0; 42 Marquardsen 1-0; 10 Fiatoa 1-0; 90 Williams 0-1. Mililani Trojans-40 Nua 7-2; 1 Puni 5-2; 30 Mahuka 4-2; 9 Anzaldo 2-4; 23 Wallace 5-0; 50 Tafisi 4-1; 49 Lauvao 2-3; 65 Tapeni 3-1; 21 Birgado-Gasper 3-1; 6 Va'a 1-3; 54 Robinson 2-1; 41 Su'e 2-0; 7 Roman 1-0; 88 Joseph 1-0; 18 Ferreira 1-0.

Stadium: Clarence TC Ching Attendance: 7,322

Kickoff time: 7:08 pm End of Game: 9:54 pm Total elapsed time: 2:46

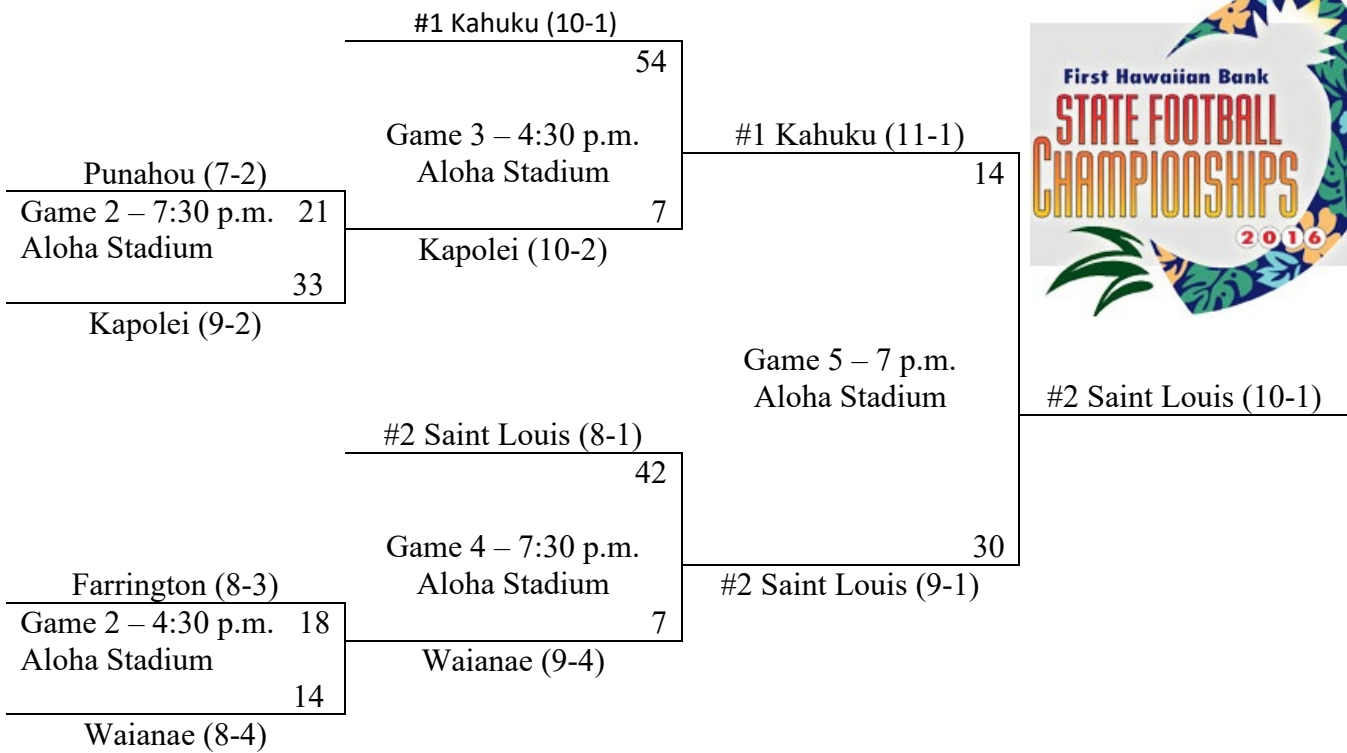
Officials: Referee: Todd Lynch; Umpire: Sean Camarillo; Linesman: Randy Morris; Line judge: Steven Machado; Back judge: Daniel Bui; Field judge: Brian Kornegay; Side judge: Jonathan Thorpe; Replay officials - Mitchell Remba, Van Peterson
 Temperature: 76 deg. Wind: ENE 5 mph; Weather: Light Showers Humidity 85%

2016 – Open Division (6 teams)

Saturday, Nov. 5

Friday, Nov. 11

Saturday, Nov. 19



Participating teams, head coaches:

- OIA (4 teams)
- Kahuku (10-1)
- Vavae Tata
- Farrington Governors (8-3)
- Randall Okimoto
- Kapolei Hurricanes (9-2)
- Darren Hernandez
- Waianae Seariders (8-4)
- Walter Young

- ILH (2 teams)
- Saint Louis (8-1)
- Cal Lee
- Punahou (7-2)
- Kale Ane

Saint Louis' Tagovailoa caps career with a title



JAMM AQUINO / JAQUINO@STARADVERTISER.COM

Saint Louis star quarterback Tua Tagovailoa kissed the trophy as his team celebrated its victory in the HHSAA Open Division state championship.


2017 – Division I-Open (4 teams)

Friday, Nov. 10

Saturday, Nov. 18

#2 Kahuku (10-1)	10
Game 1 – 4:30 p.m. Aloha Stadium	7
Waianae (7-4)	
#1 Saint Louis (8-0)	47
Game 2 – 7:00 p.m. Aloha Stadium	23
Mililani (10-1)	

#2 Kahuku (11-1)	28
Game 3 – 8:00 p.m. Aloha Stadium	
#1 Saint Louis (9-0)	31



#1 Saint Louis (10-0)

Participating teams, head coaches:

- | | |
|-------------------------|-------------------|
| OIA (3 teams) | ILH (1 team) |
| Kahuku (10-1) | Saint Louis (8-0) |
| Makoa Freitas | Cal Lee |
| Mililani Trojans (10-1) | |
| Rod York | |
| Waianae Seariders (7-4) | |
| Walter Young | |

UNBELIEVABLE

The Crusaders' Jonah Panoke hauls in a 53-yard pass in the last seconds to defeat Kahuku in a historic battle for the State Open Division title

By Fritz Hall

I was 1:04 a.m. Sunday at Aloha Stadium and not a single person out of the 22,636 in attendance sounded tired. Whether it was the euphoric jubilation from the Saint Louis side or the collective gasp in and for the Kahuku faithful, nobody missed the final play of another epic showdown between Hawaii's two prep football behemoths.

For the eighth time in the 38-year history of the First Hawaiian Bank/HSUSA Football State Championships, Kahuku and Saint Louis met in the final game of the season.

Unlike this at the arena -- no more phone and video, no handling workbooks.

Saint Louis, on a 53-yard touchdown pass with 37 seconds remaining from a pair of University of Hawaii converts, quarterback Clayton Cofrancesco and receiver Jonah Panoke, clinching the long trophy following a 33-28 victory.

"It feels really good for the boys," said Saint Louis coach Cal Lee, who added his third state title to a collection that includes 14 Prep Bowl victories. "Undoubtedly one has to lose and I know who I want to win. Just so happy for the players."

The Crusaders' 8th state championship overall wasn't complete until Kahuku quarterback Sakiy Mokuo's last drive bounced off the turf inside the

REARDON

Hawaii fans of football saw the good, bad and the epic

I went really late and it certainly didn't start off great. But how there ever have a cooler day of walk to walk football for Hawaii than the 25 hours that started Saturday morning and ended a few minutes before last call Sunday?

Common for the entire state ... not just the University of Hawaii and its fans, not just here on Oahu (three of the six teams battling for state championships were from the neighbor islands).

It all started even before the 10 a.m. (Hawaii time) kickoff in Lagoon, UH. The Rainbow Warriors got into a little pregame scrum with their hosts, the Utah State Aggies.

It's good to see they still have some fight left in them. But too bad it didn't translate into a victory -- or even some points scored the time, with the result being on the wrong side of 28-31.

After that attack that put Hawaii at 28 heading into Ka-Bu's Saturday against BYU, the long-day onslaught of football at Aloha Stadium was just starting. And at least three goals he was for three straight hours.

While it was still going on,

Saint Louis receiver Jonah Panoke made the game-winning 53-yard touchdown catch by pulling the ball from Kahuku defensive back Alex Focimomama-Niemi during the final seconds of the First Hawaiian Bank/HSUSA Open Division State Championship game at Aloha Stadium. Please see REARDON, C1

2018 – Division I-Open (4 teams)

Friday, Nov. 16

Saturday, Nov. 24

#2 Mililani (9-2)	24
Game 1 – 4:30 p.m. Aloha Stadium	2
Campbell (8-4)	
#1 Saint Louis (9-0)	49
Game 2 – 7:30 p.m. Aloha Stadium	22
Kahuku (7-4)	

#2 Mililani (20-2)	17
Game 3 – 7:30 p.m. Aloha Stadium	
#1 Saint Louis (10-0)	38



#1 Saint Louis (11-0)



Participating teams, head coaches:

OIA (3 teams)	ILH (1 team)
Mililani Trojans (9-2)	Saint Louis (9-0)
Rod York	Cal Lee
Kahuku Red Raiders (7-4)	
Sterling Carvalho	
Campbell Sabers (8-4)	
Darren Johnson	

CORONATION, AGAIN

No. 1 Saint Louis beats No. 2 Mililani to capture its third Open title in a row

By Billy Hall
bhall@hawaiiianews.com

From start to finish, nobody was better. The preseason unanimous No. 1-ranked Saint Louis Crusaders never budged from their top-dog status, running the table for the second consecutive year with a 38-17 win over Mililani on Saturday night to capture the First Hawaiian Bank/First USA Football State Championships at Aloha Stadium.

Senior Korvin Feagins intercepted three passes and Saint Louis (11-0) sacked Mililani quarterback Dillon Gabriel nine times to close out a third straight Open Division state championship.

The Crusaders are the first school to win three consecutive state titles in the top-tier division since the tournament format began in 1999 and have won all three Open titles since the third division was created in 2016.

Win No. 384 in his 30th season as Saint Louis head coach brought Cal Lee his fourth state championship to go along with his 14 Prep Bowl titles.



2019 – Division I-Open (4 teams)

Friday, Nov. 22

Friday, Nov. 29

#1 Saint Louis (10-0)	35
Game 1 – 7:00 p.m. Aloha Stadium	0
Mililani (8-4)	
#2 Kahuku (8-3)	21
Game 2 – 4:00 p.m. Aloha Stadium	19
Campbell (6-5)	

#1 Saint Louis (11-0)	45
Game 3 – 7:00 p.m. Aloha Stadium	6
#2 Kahuku (9-3)	



#1 Saint Louis (12-0)

Participating teams, head coaches:

OIA (3 teams)	ILH (1 team)
Kahuku Red Raiders (8-3)	Saint Louis (10-0)
Sterling Carvalho	Cal Lee
Mililani Trojans (8-4)	
Rod York	
Campbell Sabers (6-5)	
Darren Johnson	

AN EPIC EVENING



PHOTO BY JAMM AZKING / JAZZINCHRONICADVERTISER.COM

The Saint Louis Crusaders celebrated their Open Division state title, holding up four fingers for their four consecutive state titles.

Saint Louis captures its fourth consecutive Open Division State Championship by torching Kahuku

By Billy Hull
bhull@hawaiiprep.com

Saint Louis' regular-season dominance over Kahuku has extended to the state tournament in recent years, with the Crusaders adding a big victory Friday night.

Saint Louis has won 19 of the 28 meetings all time against the Red Raiders, but was 1-5 against Kahuku in state finals after the Red Raiders' shocking win to end the 2015 season.

Since then, Saint Louis has rolled to four consecutive state titles, with three coming in wins over the Red Raiders, including Friday night's 45-6 victory to cap off the First Hawaiian Bank/



Saint Louis wide receiver Roman Wilson looked back during his touchdown reception.

HHSAA State Football Championships in the Open Division at Aloha Stadium.

"I feel real good now that it's over," said Saint Louis coach Cal Lee, who added a fifth state championship under

his leadership to the 14 Prep Bowls. "I'm so happy for the players. It was a long season and I'm really proud of the way they responded all through the season." Saint Louis (12-0), ranked

No. 6 in the country in two major polls, extended its winning streak to 38 games in front of a crowd of 11,597 and claimed its seventh state championship overall, trailing only Kahuku's eight.

The 35-point margin of victory is the largest for a regular season final, breaking the previous mark of 31 set in Punahou's 38-7 win over Lelehua in 2008.

"It feels great. It's our fourth and we played hard tonight," said linebacker Jordan Kotelbo, who said it was an A-plus effort by the defense. "They scored, but it's all good. We came back hard. It only made us want to come back harder." Saint Louis held Kahuku

Videos, more content at hawaiiprepworld.com

to less than 2 yards per play and 120 total yards in the game.

The Crusaders had nine sacks and 18 tackles for loss. Senior Nick Herbig, who finished with 26 sacks and 58 tackles for loss, punctuated his Defensive Player of the Year candidacy with a state-record 96-yard pick-6 with five minutes to go.

"It was a simple Cover 3 and I had the flat, so I just read the quarterback, played that flat and made a

Please see PREPS, C7

2021 – Division I-Open (4 teams)

Saturday, Dec. 18

Thursday, Dec. 23

#1 Kahuku (8-0)	21
Game 1 – 4:00 p.m. Farrington HS	0
Campbell (5-3)	
#2 Saint Louis (5-3)	27
Game 2 – 7:00 p.m. Farrington HS	25
Mililani (5-2)	

#1 Kahuku (9-0)	49
Game 3 – 7:00 p.m. Farrington HS	14
#2 Saint Louis (6-3)	



#1 Kahuku (10-0)

Participating teams, head coaches:

OIA (3 teams)	ILH (1 team)
Kahuku Red Raiders (8-0) Sterling Carvalho	Saint Louis (5-3) Ron Lee
Mililani Trojans (5-2) Rod York	
Campbell Sabers (5-3) Darren Johnson	



STEVEN ERILER / SPECIAL TO THE STAR ADVERTISER

Kahuku quarterback Jason Mariteragi ran the ball during the first half of Kahuku's win over Saint Louis on Thursday.

BIG RED BEATDOWN

Kahuku completes a perfect season with its most lopsided win over state rival Saint Louis

By Billy Hull
bhull@staradvertiser.com

Four seasons of frustration since the creation of the Open Division was erased with one masterful performance on Thursday night.

No. 1 Kahuku ended its longest drought without a state championship, blasting Saint Louis 49-14 in the Open Division final of the First Hawaiian Bank/IBSAA

Football State Championships at Farrington's Skippy Diaz Stadium.

The Red Raiders completed a perfect 10-0 season with their largest margin of victory ever over their ILH rival to claim a ninth state title and first since 2015.

"We came in with a great game plan and I'm just so proud of our boys who executed it," Kahuku coach Sterling Carvalho said.



INSIDE

-> Dave Reardon: College and pros can take a lesson from high schools. C2

"They all believed in what we was ready to accomplish tonight, so for us, was it a surprise? No. Because we know this is the potential of Kahuku football."

Kahuku's 39-14 thumping of Saint Louis in 2015 under Vavae Tafa was its last in Division I before the formation of the Open Division in 2016 and its previous biggest win

over the Crusaders ever. Saint Louis (6-4) had won all four state titles in the top division since, beating Kahuku three times in the final and once in the semifinal by an average margin of 21.3 points, including a 45-6 blowout to end the 2019 season.

That was the largest mar-

gin of victory the Crusaders have ever had against the Red Raiders and made this win that much sweeter for Kahuku.

"Such great kids. Coachable kids," Carvalho said. "And for them to execute and make the adjustments as a team, that's what put us over the top today."

Kahuku senior running back Kana Loa Kalana graded out 138 yards and three touchdowns on the ground.

But it was junior Kainoa

Please see OPEN, C2

2022 – Division I-Open (4 teams)

Friday, Nov. 18

Friday, Nov. 25

#1 Kahuku (10-2)	32
Game 1 – 4:00 p.m. Mililani HS	7
Campbell (7-3)	
#2 Punahou (8-1)	52
Game 2 – 7:00 p.m. Mililani HS	24
Mililani (7-4)	

#1 Kahuku (11-2)	20
Game 3 – 7:00 p.m. Mililani HS	0
#2 Punahou (9-1)	



#1 Kahuku (12-2)

Participating teams, head coaches:

OIA (3 teams)
Kahuku Red Raiders (10-2) Sterling Carvalho
Mililani Trojans (7-4) Rod York
Campbell Sabers (7-3) Darren Johnson
ILH (1 team)
Punahou (8-1) Nate Kia



JAMN AQUINO / JACKSONSTADIADVERTISER.COM

Punahou's Josepa Lyman fumbled the ball near the goal line while being hit by Kahuku's Faleali'i Atunua and Stanley Raass on Friday.

THE DEFENSE RESTS

Kahuku grabs another state football championship with a shutout of Punahou

By Paul Honda
phonda@staradvertiser.com

Kahuku is mighty and Kahuku is king again. The vaunted Kahuku defense lived up to its well-earned reputation with a 30-0 win over ILH champion Punahou on Friday night in the Open Division final of the First Hawaiian Bank/AAA Football State Cham-

offense. Punahou had not been shut out since Oct. 22, 2021, a 35-0 loss to Saint Louis. Winning its second state title in as many years, Kahuku finished the season 12-2. Punahou closed out at 9-2, its only defeats at the hands of Kahuku. Big Red did the job with a bone-crushing ground at-

20
KAHUKU

0
PUNAHOU

INSIDE

KEY: Kahuku quarterback Wale Crasford fires for a touchdown and on his mother and his defense did the rest.

NEXT: Kahuku, Ocean and Waianai championships at Milieu, 4 and 7 p.m.

>>> Kahuku's small lineup comes up big against the explosive ILH champions. C3

>>> Game statistics. C3

three fumble recoveries and one interception. They limited Punahou's John Keawe Sagapolole to 16-for-33 passing, 129 yards. "Trust. It's all about brotherhood," linebacker Liana Lefau said. "We call ourselves a family. You can't call yourselves a family if you don't have trust. It feels better this year."

to a physical Punahou defense.

ger than ever," Fonoti said. "I had to do it for my family,

2023 – Division I-Open (4 teams)

Friday, Nov. 17

Friday, Nov. 24

#1 Mililani (10-1)	44
Game 1 – 4:00 p.m. John Kauinana Stadium, Mililani HS	7
Campbell (9-3)	
#2 Punahou (7-2)	16
Game 2 – 7:00 p.m. John Kauinana Stadium, Mililani HS	28
Kahuku (10-2)	

#1 Mililani (11-1)	19
Game 3 – 7:00 p.m. Clarence TC Ching Field, UH Mānoa	21
Kahuku (11-2)	



Kahuku (12-2)

Participating teams, head coaches:

OIA (3 teams)
Mililani Trojans (10-1) Rod York
Kahuku Red Raiders (10-2) Sterling Carvalho
Campbell Sabers (9-3) Darren Johnson
ILH (1 team)
Punahou (7-2) Nate Kia

RETURN FOR THE AGES

Diezel Kamoku's 86-yard punt return for TD with under three minutes left helps Kahuku edge Mililani for its third straight state title

By Paul Honda
phonda@staradvertiser.com

Kahuku will hold a victory parade once again.

Diezel Kamoku returned a punt 86 yards for a touchdown with 2:59 left to lift Kahuku over Mililani, 21-19, for the Open Division championship on Friday night at the First Hawaiian Bank/HHSAA Football State Championships.

"First and foremost, I thank God. Without him, none of this would happen. We just trusted each other," Kamoku said. "All season our motto was 'All in.' Everyone played family ball, play together and have fun."

A raucous crowd of 7,322 at Clarence T.C. Ching Field watched Kahuku (12-2) rally for its third state title in a row. Within minutes, the parking garage was honking loud and Kahuku fans were ready for the caravan back to Kahuku, and the all-night parade on Kamehameha Highway.

Kamoku finished with six receptions for 68 yards and 95 return yards in all.

"Diezel put his head down from Day One and never stopped working, and tonight it showed. Not just what he did, but what everybody did," Kahuku coach Sterling Carvalho said.

Kamoku and quarterback Tuli Tagavalou-Amosa,



STEVEN ERLER / SPECIAL TO THE STAR-ADVERTISER

DIVISION 1-OPEN SEEDS BY YEAR

Year	#1 Seed	#2 Seed	ILH Unseeded	OIA unseeded
2016 (Open)	Kahuku OIA	Saint Louis ILH	Punahou	Farrington, Kapolei Waianae
2017 (D1-Open)	Saint Louis ILH	Kahuku OIA	(none)	Mililani, Waianae
2018 (D1-Open)	Saint Louis ILH	Mililani OIA	(none)	Kahuku, Campbell
2019 (D1-Open)	Saint Louis ILH	Kahuku OIA	(none)	Mililani, Campbell
2021 (D1-Open)	Kahuku OIA	Saint Louis ILH	(none)	Mililani, Campbell
2022 (D1-Open)	Kahuku OIA	Punahou ILH	(none)	Mililani, Campbell
2023 (D1-Open)	Mililani OIA	Punahou ILH	(none)	Kahuku, Campbell
2024 (D1-Open)				

OPEN DIVISION (2016-present)

#1 SEED					#2 SEED				
ILH	OIA	MIL	BIIF	KIF	ILH	OIA	MIL	BIIF	KIF
3	4	0	0	0	4	3	0	0	0

TEAM	League	Year	TEAM	League	Year
Kahuku (3)	OIA	2016-21-22	Saint Louis (2)	ILH	2016-21
Saint Louis (3)	ILH	2017-18-19	Kahuku (2)	OIA	2017-19
Mililani (1)	OIA	2023	Mililani (1)	OIA	2018
			Punahou (2)	ILH	2022-23

Campbell

App	Game	Date	Seed	Round	W	L	Opponent	PF	PA	Pt Diff	OT	Finish	Qtrs		Semi		Final		Home		Away		Neutral		Aloha Stad.	
													W	L	W	L	W	L	W	L	W	L	W	L	W	L
1	1	11/16/2018		semi		1	Mililani (2)	2	24	-22		x			1							1			1	
2	2	11/22/2019		semi		1	Kahuku (2)	19	21	-2		x			1							1			1	
3	3	12/18/2021		semi		1	Kahuku (1)	0	21	-21		x			1							1				
4	4	11/18/2022		semi		1	Kahuku (1)	7	32	-25		x			1							1				
5	5	11/17/2023		semi		1	Mililani (1)	7	44	-37		x			1						1					
										0																
TOTAL					0	5		35	142	-107			0	0	0	5	0	0	0	0	1	0	4	0	2	

Farrington

App	Game	Date	Seed	Round	W	L	Opponent	PF	PA	Pt Diff	OT	Finish	Qtrs		Semi		Final		Home		Away		Neutral		Aloha Stad.	
													W	L	W	L	W	L	W	L	W	L	W	L	W	L
1	1	11/5/2016		qtr		1	Waianae	18	62	-44		x		x									1			1
										0																
										0																
										0																
										0																
										0																
TOTAL					0	1		18	62	-44			0	0	0	0	0	0	0	0	0	0	1	0	1	

Kahuku

App	Game	Date	Seed	Round	W	L	Opponent	PF	PA	Pt Diff	OT	Finish	Qtrs		Semi		Final		Home		Away		Neutral		Aloha Stad.	
													W	L	W	L	W	L	W	L	W	L	W	L	W	L
1	1	11/5/2016	1	semi	1		Kapolei	54	7	47																
	2	11/19/2016		final		1	Saint Louis (2)	14	30	-16		2														
2	3	11/10/2017	2	semi	1		Waianae	10	7	3																
	4	11/18/2017		final		1	Saint Louis (1)	28	31	-3		2														
3	5	11/24/2018		semi		1	Saint Louis (1)	22	49	-27		x														
4	6	11/22/2019	2	semi	1		Campbell	21	19	2																
	7	11/29/2019		final		1	Saint Louis (1)	45	6	39		2														
5	8	12/18/2021	1	semi	1		Campbell	21	0	21																
	9	12/23/2021		final		1	Saint Louis (2)	49	14	35		1														
6	10	11/18/2022	1	semi	1		Campbell	32	7	25																
	11	11/25/2022		final		1	Punahou (2)	20	0	20		1														
7	12	11/17/2023		semi		1	Punahou (2)	28	16	12																
	13	11/24/2023		final		1	Mililani (1)	21	19	2		1														
										0																
		TOTAL			9	4		365	205	160			0	0	6	1	3	3	0	0	0	0	9	4	3	4

Kapolei

App	Game	Date	Seed	Round	W	L	Opponent	PF	PA	Pt Diff	OT	Finish	Qtrs		Semi		Final		Home		Away		Neutral		Aloha Stad.	
													W	L	W	L	W	L	W	L	W	L	W	L	W	L
1	1	11/5/2016		qtr	1		Punahou	33	21	12			1									1		1		
	2	11/11/2016		semi		1	Kahuku (1)	7	54	-47		x			1								1		1	
										0																
										0																
										0																
										0																
										0																
		TOTAL			1	1		40	75	-35			1	0	0	1	0	0	0	0	0	1	1	1	1	

Mililani

App	Game	Date	Seed	Round	W	L	Opponent	PF	PA	Pt Diff	OT	Finish	Qtrs		Semi		Final		Home		Away		Neutral		Aloha Stad.		
													W	L	W	L	W	L	W	L	W	L	W	L	W	L	
1	1	11/10/2017		qtr		1	Saint Louis (1)	23	47	-24		x															
2	2	11/16/2018	2	semi	1		Campbell	24	2	22					1								1		1		
	3	11/24/2018		final		1	Saint Louis (1)	17	38	-21		2												1		1	
3	4	11/22/2019		semi		1	Saint Louis (1)	0	35	-35		x				1								1		1	
4	5	12/18/2021		semi		1	Saint Louis (2)	25	27	-2		x				1								1			
5	6	11/18/2022		semi		1	Punahou (2)	24	52	-28		x				1					1						
6	7	11/17/2023	1	semi	1		Campbell	44	7	37					1										1		
	8	11/24/2023		final		1	Kahuku	19	21	-2		2												1			
										0																	
TOTAL					2	6		176	229	-53			0	0	2	4	0	2	1	1	0	0	1	5	1	3	

Punahou

App	Game	Date	Seed	Round	W	L	Opponent	PF	PA	Pt Diff	OT	Finish	Qtrs		Semi		Final		Home		Away		Neutral		Aloha Stad.	
													W	L	W	L	W	L	W	L	W	L	W	L	W	L
1	1	11/5/2016		qtr		1	Kapolei	21	33	-12		x	1										1			1
2	2	11/18/2022	2	semi	1		Mililani	52	24	28					1							1				
	3	11/25/2022		final		1	Kahuku (1)	0	20	-20		2											1			
3	4	11/17/2023	2	semi		1	Kahuku	16	28	-12		x			1								1			
										0																
										0																
TOTAL					1	3		89	105	-16			0	1	1	1	0	1	0	0	1	0	3	0	1	

Saint Louis

App	Game	Date	Seed	Round	W	L	Opponent	PF	PA	Pt Diff	OT	Finish	Qtrs		Semi		Final		Home		Away		Neutral		Aloha Stad.			
													W	L	W	L	W	L	W	L	W	L	W	L	W	L		
1	1	11/11/2016	2	semi	1		Waianae	42	7	35																		
	2	11/19/2016		final	1		Kahuku (1)	30	14	16		1					1						1					
2	3	11/10/2017	1	semi	1		Mililani	47	23	24							1						1					
	4	11/18/2017		final	1		Kahuku (2)	31	28	3		1											1					
3	5	11/16/2018	1	semi	1		Kahuku	49	22	27							1						1					
	6	11/24/2018		final	1		Mililani (2)	38	17	21		1											1					
4	7	11/22/2019	1	semi	1		Mililani	35	0	35							1						1					
	8	11/29/2019		final	1		Kahuku (2)	45	6	39		1											1					
5	9	12/18/2021	2	semi	1		Mililani	27	25	2							1						1					
	10	12/23/2022		final		1	Kahuku (1)	14	49	-35		2												1				
										0																		
		TOTAL			9	1		358	191	167			0	0	5	0	4	1	0	0	0	0	9	1	8	0		

Waianae

App	Game	Date	Seed	Round	W	L	Opponent	PF	PA	Pt Diff	OT	Finish	Qtrs		Semi		Final		Home		Away		Neutral		Aloha Stad.	
													W	L	W	L	W	L	W	L	W	L	W	L	W	L
1	1	11/5/2016		qtr	1		Farrington	62	18	44			1									1		1		
	2	11/11/2016		semi		1	Saint Louis (2)	7	42	-35		x			1								1		1	
2	3	11/10/2017		semi		1	Kahuku (2)	7	10	-3		x			1								1		1	
										0																
										0																
										0																
TOTAL					1	2		76	70	6			1	0	0	2	0	0	0	0	0	1	2	1	2	



Waipahu's Elijah Mendoza threw for 415 yards and 4 TD in their win over Konawaena. (ScoringLive photo)

Division 1 Records

DIVISION I - YEAR-BY-YEAR CHAMPIONS

SINGLE DIVISION (1999-2002)

Year	Champion	League	Head Coach	Score	Runner-up	Semifinalists
1999	Saint Louis	ILH	Cal Lee	19-0	Kahuku	Baldwin, Waimea
2000	Kahuku	OIA	Siuaki Livai	26-20	Saint Louis	Kaimuki, Waianae
2001	Kahuku	OIA	Siuaki, Livai	21-14	Saint Louis	Kailua, Waimea
2002	Saint Louis	ILH	Delbert Tengan	34-15	Castle	McKinley, Waimea

DIVISION I (2003-present)

Year	Champion	League	Head Coach	Score	Runner-up	Semifinalists
2003	Kahuku (3/1)	OIA	Siuaki Livai	27-26	Saint Louis	Baldwin, Farrington
2004	KS-Kapalama	ILH	Kanani Souza	28-7	Leilehua	Kahuku, Lahainaluna
2005	Kahuku (4/2)	OIA	Siuaki Livai	28-21	Punahou	Baldwin, Waianae
2006	Kahuku (5/3)	OIA	Reggie Torres	7-6	Saint Louis	Baldwin, Waianae
2007	Leilehua	OIA	Nolan Tokuda	20-16	Saint Louis	Baldwin, Waianae
2008	Punahou	ILH	Kale Ane	38-7	Leilehua	Farrington, Kahuku
2009	KS-Kapalama (2)	ILH	David Stant	34-21	Kahuku	Farrington, Leilehua
2010	Saint Louis (3/1)	ILH	Darnell Arceneaux	36-13	Waianae	Leilehua, Mililani
2011	Kahuku (6/4)	OIA	Reggie Torres	30-24	Punahou	Baldwin, Leilehua
2012	Kahuku (7/5)	OIA	Reggie Torres	42-20	Punahou	Farrington, Mililani
2013	Punahou (2)	ILH	Kale Ane	28-22	Mililani	Farrington, Campbell
2014	Mililani	OIA	Rod York	53-45	Punahou	Kahuku, Farrington
2015	Kahuku (8/6)	OIA	Vavae Tata	39-14	Saint Louis	Waianae, Mililani
2016	Mililani (2)	OIA	Rod York	31-20	Iolani	Leilehua, Campbell
2017	Hilo	BIIF	Kaeo Drummondo	35-19	Damien	Kauai, Maui
2018	Waipahu	OIA	Bryson Carvalho	42-22	Hilo	Maui, Iolani
2019	Hilo	BIIF	Kaeo Drummondo	20-17	Iolani	Moanalua, Leilehua
2020	No Tournament					
2021	Iolani	ILH	Wendell Look	38-0	Lahainaluna	Aiea, Konawaena
2022	Konawaena	BIIF	Brad Uemoto	38-28	Waipahu	Iolani, Aiea
2023	Waipahu (2)	OIA	Bryson Carvalho	53-28	Konawaena	Kapaa, Farrington
2024						
2003	Kahuku (3/1)	OIA	Siuaki Livai	27-26	Saint Louis	Baldwin, Farrington

DIVISION 1 – SCORES BY YEAR*Single division (1999-2002), Division I (2003-present)*

D1 - 1999 (Quarterfinals)	(Semifinals)	(Championship)
<u>Nov. 19</u> <u>At Aloha Stadium</u> Saint Louis 53, Waianae 21 Kahuku 47, Konawaena 14 <u>At Vidhina Stadium</u> Waimea 20, Kailua 18 <u>At War Memorial Stadium</u> Baldwin 25, Farrington 19	<u>Nov. 26 at Aloha Stadium</u> Saint Louis 56, Waimea 0 Kahuku 27, Baldwin 12	<u>Dec. 4 at Aloha Stadium</u> Saint Louis 19, Kahuku 0 Attendance: 10,864
D1 - 2000 (Quarterfinals)	(Semifinals)	(Championship)
<u>Nov. 17</u> <u>At Aloha Stadium</u> Kahuku 43, Waimea 17 Saint Louis 48, Castle 0 <u>At Wong Stadium</u> Kaimuki 20, Hilo 0 <u>At War Memorial Stadium</u> Waianae 21, Maui 0	<u>Nov. 24 at Aloha Stadium</u> Kahuku 41, Kaimuki 26 Saint Louis 63, Waianae 10	<u>Dec. 1 at Aloha Stadium</u> Kahuku 26, Saint Louis 20 Attendance: 14,267
D1 - 2001 (Quarterfinals)	(Semifinals)	(Championship)
<u>Nov. 16</u> <u>At Aloha Stadium</u> Kahuku 57, Lahainaluna 14 Saint Louis 54, Aiea 7 <u>At Vindiha Stadium</u> Waimea 41, Castle 20 <u>At Wong Stadium</u> Kailua 53, Waiakea 6	<u>Nov. 23 at Aloha Stadium</u> Kahuku 21, Waimea 7 Saint Louis 49, Kailua 7	<u>Nov. 30 at Aloha Stadium</u> Kahuku 21, Saint Louis 14 Attendance: 24,841
D1 - 2002 (Quarterfinals)	(Semifinals)	(Championship)
<u>Nov. 22</u> <u>At Aloha Stadium</u> Saint Louis 41, Farrington 23 Castle 35, Hawaii Prep 0 <u>At War Memorial Stadium</u> McKinley 28, Baldwin 14 <u>At Vindiha Stadium</u> Waimea 24, Kailua 21	<u>Nov. 29 at Aloha Stadium</u> Saint Louis 51, Waimea 0 Castle 27, McKinley 21 (3OT)	<u>Dec. 6 at Aloha Stadium</u> Saint Louis 34, Castle 15 Attendance: 10,935
D1 - 2003 (Quarterfinals)	(Semifinals)	(Championship)
<u>Nov. 21</u> <u>At Aloha Stadium</u> Kahuku 41, Kauai 3 Saint Louis 47, Mililani 12 <u>At Keaau High School</u> Farrington 27, Hilo 0 <u>At War Memorial Stadium</u> Baldwin 20, Kailua 13	<u>Nov. 28 at Aloha Stadium</u> Kahuku 35, Farrington 7 Saint Louis 48, Baldwin 6	<u>Dec. 5 at Aloha Stadium</u> Kahuku 27, Saint Louis 26 Attendance: 15,061

D1 - 2004 (Quarterfinals)	(Semifinals)	(Championship)
<u>Nov. 19</u> <u>At War Memorial Stadium</u> Lahainaluna 41, Mililani 34 <u>At Kealakehe High School</u> Leilehua 28, Kealakehe 7 (Bye—Kahuku, KS Kapalama)	<u>Nov. 26 at Aloha Stadium</u> KS Kapalama 21, Lahainaluna 6 Leilehua 17, Kahuku 14	<u>Dec. 3 at Aloha Stadium</u> #2 KS Kapalama 28, Leilehua 7 Attendance: 17,757
D1 - 2005 (Quarterfinals)	(Semifinals)	(Championship)
<u>Nov. 18</u> <u>At Kealakehe High School</u> Waianae 21, #4 Kealakehe 14 <u>Nov. 19</u> <u>At Aloha Stadium</u> #3 Punahou 35, Aiea 14 (Bye—#1 Kahuku, #2 Baldwin)	<u>Nov. 26 at Aloha Stadium</u> #1 Kahuku 43, Waianae 0 #3 Punahou 30, #2 Baldwin 7	<u>Dec. 2 at Aloha Stadium</u> #1 Kahuku 28, Punahou 21 Attendance: 24,667
D1 - 2006 (Quarterfinals)	(Semifinals)	(Championship)
<u>Nov. 17</u> <u>At Waianae High School</u> Waianae 28, #4 Kealakehe 14 <u>At War Memorial Stadium</u> #3 Baldwin 22, Mililani 17 (Bye—#1 Saint Louis, #2 Kahuku)	<u>Nov. 24 at Aloha Stadium</u> #1 Saint Louis 10, Waianae 7 #2 Kahuku 22, #3 Baldwin 20	<u>Dec. 1 at Aloha Stadium</u> #2 Kahuku 7, #1 Saint Louis 6 Attendance: 18,870
D1 - 2007 (Quarterfinals)	(Semifinals)	(Championship)
<u>Nov. 17</u> <u>At Kealakehe High School</u> Waianae 21, #4 Kealakehe 17 <u>At War Memorial Stadium</u> #3 Baldwin 26, Farrington 14 (Bye—#1 Saint Louis, #2 Leilehua)	<u>Nov. 24 at Aloha Stadium</u> #1 Saint Louis 44, Waianae 6 #2 Leilehua 41, #3 Baldwin 34	<u>Nov. 30 at Aloha Stadium</u> #2 Leilehua 20, #1 Saint Louis 16 Attendance: 15,583
D1 - 2008 (Quarterfinals)	(Semifinals)	(Championship)
<u>Nov. 21</u> <u>At Roosevelt High School</u> Farrington 30, #4 Kealakehe 13 <u>At War Memorial Stadium</u> Leilehua 34, #3 Baldwin 15 (Bye—#1 Punahou, #2 Kahuku)	<u>Nov. 28 at Aloha Stadium</u> #1 Punahou 35, Farrington 28 Leilehua 17, #2 Kahuku 10 (OT)	<u>Dec. 5 at Aloha Stadium</u> #1 Punahou 38, Leilehua 7 Attendance: 25,571
D1 - 2009 (Quarterfinals)	(Semifinals)	(Championship)
<u>Nov. 20</u> <u>At Kealakehe High School</u> Farrington 48, #4 Honokaa 16 <u>At War Memorial Stadium</u> Leilehua 48, #3 Baldwin 12 (Bye—#1 Kahuku, #2 KS Kapalama)	<u>Nov. 27 at Aloha Stadium</u> #2 KS Kapalama 40, Leilehua 0 #1 Kahuku 9, Farrington 6 (OT)	<u>Dec/ 4 at Aloha Stadium</u> #2 KS Kapalama 34, #1 Kahuku 21 Attendance: 21,661

D1 - 2010 (Quarterfinals)	(Semifinals)	(Championship)
Nov. 12 <u>At Waianae High School</u> Waianae 34, #4 Kealakehe 16 <u>At War Memorial Stadium</u> Leilehua 35, #3 Baldwin 26 (Bye—#1 Mililani, #2 Saint Louis)	Nov. 19 at Aloha Stadium Waianae 48, #1 Mililani 41 #2 Saint Louis 42, Leilehua 28	Nov. 26 at Aloha Stadium #2 Saint Louis 36, Waianae 13 Attendance: 12,309
D1 - 2011 (Quarterfinals)	(Semifinals)	(Championship)
Nov. 11 <u>At War Memorial Stadium</u> #3 Baldwin 28, Farrington 24 <u>At Kealakehe High School</u> Leilehua 35, #4 Kealakehe 24 (Bye—#1 Kahuku, #2 Punahou)	Nov. 18 at Aloha Stadium #2 Punahou 35, #3 Baldwin 0 #1 Kahuku 13, Leilehua 10 (2OT)	Nov. 25 at Aloha Stadium #1 Kahuku 30, #2 Punahou 24 Attendance: 20,058
D1 - 2012 (Quarterfinals)	(Semifinals)	(Championship)
Nov. 9 <u>At Kealakehe High School</u> Farrington 34, #4 Kealakehe 25 <u>At War Memorial Stadium</u> Mililani 24, #3 Baldwin 13 (Bye—#1 Kahuku, #2 Punahou)	Nov. 16 at Aloha Stadium #1 Kahuku 47, Farrington 14 #2 Punahou 49, Mililani 19	Nov. 23 at Aloha Stadium #1 Kahuku 42, #2 Punahou 20 Attendance: 17,820
D1 - 2013 (Quarterfinals)	(Semifinals)	(Championship)
Nov. 8 <u>At War Memorial Stadium</u> Farrington 21, #4 Baldwin 3 <u>At Kea'au High School</u> Campbell 42, #3 Hilo 27 (Bye—#1 Punahou, #2 Mililani)	Nov. 15 at Aloha Stadium #2 Mililani 41, Campbell 7 #1 Punahou 48, Farrington 6	Nov. 23 at Aloha Stadium #1 Punahou 28, #2 Mililani 22 Attendance: 20,934
D1 - 2014 (Quarterfinals)	(Semifinals)	(Championship)
Nov. 7 <u>At Aloha Stadium</u> Farrington 22, #3 Maui 6 Kahuku 20, #4 Hilo 10 (Bye—#1 Punahou, #2 Mililani)	Nov. 15 at Aloha Stadium #2 Mililani 17, Farrington 14 #1 Punahou 13, Kahuku 10	Nov. 21 at Aloha Stadium #2 Mililani 53, #1 Punahou 45 Attendance: 19,254
D1 - 2015 (Quarterfinals)	(Semifinals)	(Championship)
Nov. 6 <u>At Aloha Stadium</u> Waianae 21, #4 Baldwin 6 Mililani 62, #3 Hilo 18 (Bye—#1 Kahuku, #2 Saint Louis)	Nov. 13 at Aloha Stadium #1 Kahuku 13, Waianae 0 #2 Saint Louis 56, Mililani 30	Nov. 20 at Aloha Stadium #1 Kahuku 39, #2 Saint Louis 14 Attendance: 19,699
D1 - 2016 (Quarterfinals)	(Semifinals)	(Championship)
Nov. 4 <u>At Kea'au High School</u> Leilehua 26, #1 Hilo 25 <u>At War Memorial Stadium</u> Mililani 49, #4 Baldwin 28 <u>At Campbell High School</u> #2 Campbell 48, Waiakea 0 <u>At Roosevelt High School</u> #3 Iolani 17, Moanalua 14	Nov. 11 at Mililani High School Mililani 51, Leilehua 35 #3 Iolani 35, #2 Campbell 6	Nov. 18 at Aloha Stadium Mililani 31, #3 Iolani 20 Attendance: 5,292

D1 - 2017	(Semifinals)	(Championship)
	<u>Nov. 4</u> <u>At Wong Stadium</u> #1 Hilo 26, Maui 7 <u>At Vindiha Stadium</u> Damien 13, #2 Kauai 10	<u>Nov. 18 at Aloha Stadium</u> #1 Hilo 35, Damien 19 Attendance: 22,436
D1 - 2018	(Semifinals)	(Championship)
	<u>Nov. 9</u> <u>At Keeau</u> #1 Hilo 35, Maui 24 <u>At Waipahu</u> #2 Waipahu 20, Iolani 19	<u>Nov. 24 at Aloha Stadium</u> #2 Waipahu 42, #1 Hilo 22 Attendance: 12,305
D1 - 2019 (Quarterfinal)	(Semifinals)	(Championship)
<u>Nov. 15</u> <u>At War Memorial Stadium</u> Leilehua 34, #4 Baldwin 7	<u>Nov. 23</u> <u>At Wong Stadium</u> #1 Hilo 19, vs. Leilehua 9 <u>At Moanalua</u> #3 Iolani 35, #2 Moanalua 9	<u>Nov. 29 at Aloha Stadium</u> #1 Hilo 20, #3 Iolani 17 Attendance: 11,597
D1 - 2020		
<u>(No tournament)</u>		
D1 - 2021	(Semifinals)	(Championship)
	<u>Dec. 17</u> <u>At Farrington HS</u> #1 Lahainaluna 30, #4 Konawaena 7 #2 'Iolani 21, #3 'Aiea 0	<u>Dec. 23</u> <u>At Farrington HS</u> #2 'Iolani 38, #1 Lahainaluna 0 Attendance: 3,659
D1 - 2022	(Semifinals)	(Championship)
<u>Nov. 11</u> <u>At Waipahu Stadium</u> #4 Waipahu 49, #5 Kapaa 41 <u>At Lahainaluna</u> Aiea 30, #3 Lahainaluna 10	<u>Nov. 19</u> <u>At Iolani School</u> Waipahu 35, #1 Iolani 10 <u>At Konawaena</u> #2 Konawaena 27, Aiea 24	<u>Nov. 26</u> <u>At Mililani HS</u> #2 Konawaena 38, Waipahu 28 Attendance: 2,959
2023 (Quarterfinal)	(Semifinals)	(Championship)
<u>Nov. 11</u> <u>At Lahainaluna</u> #5 Kapaa 29, #4 Lahainaluna 28 <u>At Kaiser</u> Farrington 48, #4 Damien 26	<u>Nov. 18</u> <u>At Konawaena</u> #1 Konawaena 37, #5 Kapaa 19 <u>At Waipahu</u> #2 Waipahu 21, Farrington 20	<u>Nov. 25 at Mililani</u> #2 Waipahu 53, #1 Konawaena 28 Attendance: 2,024
2024 (Quarterfinal)	(Semifinals)	(Championship)

DIVISION 1 TEAM AND INDIVIDUAL RECORDS

(QF) – Quarterfinals; (SF) – Semifinals; (CH) – Championship game

TEAM RECORDS

Most Points (Game):

- [QF] 62 Mililani vs. Hilo, 11/06/2015
- [SF] 63 Saint Louis vs. Waianae (10),
11/24/2000
- [CH] 53 Mililani vs. Punahou, 11/21/2014
Waipahu vs. Konawaena, 11/25/2023

Most Points (1st Half):

- [QF] 41 Saint Louis vs. Aiea, 11/16/2001;
Mililani vs. Hilo, 11/06/2015
- [SF] 35 on four occasions
- [CH] 46 Mililani vs Punahou, 11/21/2014

Most Points (2nd Half):

- [QF] 36 Farrington vs. Honokaa, 11/20/2009
- [SF] 25 Saint Louis vs. Waianae, 11/24/2000
- [CH] 35 Waipahu vs. Konawaena, 11/25/2023

Most Points (1st Quarter):

- [QF] 29 Kahuku vs. Waimea, 11/17/2000
- [SF] 21 Saint Louis vs. Waimea, 11/26/1999;
Saint Louis vs. Waianae, 11/24/2000
- [CH] 26 Mililani vs. Punahou, 11/21/2014

Most Points (2nd Quarter):

- [QF] 29 Kahuku vs. Lahainaluna, 11/16/2001
- [SF] 28 Kahuku vs. Kaimuki, 11/24/2000
- [CH] 24 Punahou vs. Mililani, 11/21/2014

Most Points (3rd Quarter):

- [QF] 27 Kahuku vs. Kauai, 11/21/2003;
Saint Louis vs. Mililani, 11/21/2003
- [SF] 21 Saint Louis vs. Waimea, 11/26/1999
- [CH] 17 Iolani vs. Lahainaluna, 12/23/2021

Most Points (4th Quarter):

- [QF] 29 Farrington vs. Honokaa, 11/20/2009
- [SF] 28 Saint Louis vs. Waianae, 11/24/2000
- [CH] 28 Waipahu vs. Konawaena, 11/25/2023

Most Points (2 teams):

- [QF] 90 Waipahu (49), Kapaa (41), 11/11/2022
- [SF] 73 Saint Louis (63) vs. Waianae (10),
11/24/2000
- [CH] 98 Mililani (53) vs. Punahou (45),
11/21/2014

Fewest Points (2 teams):

- [QF] 20 Kaimuki (20), Hilo (0), 11/17/2000
- [SF] 28 Kahuku (21) vs. Waimea (7),
11/23/2001
- [CH] 13 Kahuku (7) vs. Saint Louis (6),
12/1/2006

Most Points (winning team):

- [QF] 62 Mililani vs. Hilo, 11/06/2015
- [SF] 63 Saint Louis vs. Waianae, 11/24/2000
- [CH] 53 Mililani vs. Punahou, 11/21/2014
Waipahu vs. Konawaena, 11/25/2023

Most Points (losing team):

- [QF] 41 Kapaa vs. Waipahu (49), 11/11/2022
- [SF] 26 Kaimuki vs. Kahuku (41), 11/24/2000
- [CH] 45 Punahou vs. Mililani, 11/21/2014

Fewest Points (winning team):

- [QF] 20 Waimea vs. Kailua (18), 11/19/1999;
Kaimuki vs. Hilo (0), 11/17/2000;
Kahuku vs. Hilo (18), 11/07/2014
- [SF] 20 Waipahu vs. Iolani, 11/9/2018
- [CH] 7 Kahuku vs. Saint Louis, 12/1/2006

Fewest Points (losing team):

- [QF] 0 [by 5 teams; Castle (2000), Hilo (2000)
Hawaii Prep (2002), Hilo (2003),
Waiakea (2016)
- [SF] 0 Waimea vs. Saint Louis (56),
11/26/1999; Aiea vs. Iolani (21),
12/17/2021
- [CH] 0 Kahuku vs. Saint Louis, 12/4/1999

Largest Margin of Victory:

- [QF] 48 Saint Louis (48) vs. Castle (0),
11/17/2000; Campbell (48) vs. Waiakea
(0), 11/14/2016
- [SF] 56 Saint Louis (56) vs. Waimea (0),
11/26/1999
- [CH] 38 Iolani (38) vs. Lahainaluna (0),
12/23/2021

Smallest Margin of Victory:

- [QF] 1 Leilehua (26) vs. Hilo (25), 11/04/2016
Kapaa (29) vs. Lahainaluna (28),
11/11/2023
- [SF] 1 Waipahu (20) vs. Iolani (19), 11/9/2018
Waipahu (21) vs. Farrington (20),
11/18/2023
- [CH] 1 Kahuku vs. Saint Louis, 12/5/2003;
Kahuku vs. Saint Louis, 12/1/2006

Most First Downs:

[QF] 30 Saint Louis vs. Waianae, 11/19/1999
 [SF] 30 Saint Louis vs. Waimea, 11/26/1999
 [CH] 32 Punahou vs. Mililani, 11/21/2014
 Waipahu vs. Konawaena, 11/25/2023

Fewest First Downs:

[QF] 5 Aiea vs. Saint Louis, 11/16/2001
 [SF] 5 Waimea vs. Kahuku, 11/23/2001
 [CH] 5 Lahainaluna vs. Iolani, 12/23/2021

Most First Downs (2 teams):

[QF] 46 Saint Louis (30) vs. Waianae (16),
 11/19/1999
 [SF] 37 Konawaena (22) vs. Aiea (15),
 11/19/2022
 [CH] 60 Punahou (32) vs. Mililani (28),
 11/21/2014

Fewest First Downs (2 teams)

[QF] 18 Kaimuki (12) vs. Hilo (6), 11/17/2000
 [SF] 26 Kahuku (14) vs. Baldwin (12),
 11/26/1999
 [CH] 19 Iolani (14) vs. Lahainaluna (5),
 12/23/2021

Most Rushing Attempts:

[QF] 64 Waianae vs. Kealakehe, 11/17/2007
 [SF] 52 Waipahu vs. Iolani, 11/9/2018
 Waipahu vs. Iolani, 11/19/2022
 [CH] 54 Kahuku vs. Saint Louis, 12/1/2000

Fewest Rushing Attempts:

[QF] 10 Kealakehe vs. Waianae, 11/17/2007
 [SF] 18 Iolani vs. Waipahu, 11/19/2022
 [CH] 13 Saint Louis vs. Kahuku, 11/30/2001

Most Rushing Yards:

[QF] 450 Waianae vs. Kealakehe, 11/17/2007
 [SF] 397 Saint Louis vs. Waimea, 11/26/1999
 [CH] 345 Punahou vs. Mililani, 11/21/2014

Fewest Rushing Yards:

[QF] (-20) Hilo vs. Kaimuki, 11/17/2000
 [SF] (-11) Waianae vs. Saint Louis, 11/24/2000
 [CH] (-76) Iolani vs. Mililani, 11/30/2016

Most Rushing TDs:

[QF] 6 Kailua vs. Waiakea, 11/16/2001
 [SF] 5 Saint Louis vs. Waimea, 11/26/1999
 [CH] 4 (three times)

Most Passes Attempted:

[QF] 39 Castle vs. Waimea, 11/16/2001
 [SF] 59 Moanalua vs. Iolani, 11/23/2019
 [CH] 61 Waipahu vs. Konawaena, 11/25/2023

Fewest Passes Attempted:

[QF] 5 Waimea vs. Castle, 11/16/2001
 Kapaa vs. Lahainaluna, 11/11/2023
 [SF] 12 Waimea vs. Kahuku, 11/23/2001
 [CH] 6 Kahuku vs. Saint Louis, 12/1/2006

Most Passes Completed:

[QF] 24 Saint Louis vs. Waianae, 11/19/1999
 [SF] 37 Moanalua vs. Iolani, 11/23/2019
 [CH] 39 Waipahu vs. Konawaena, 11/25/2023

Fewest Passes Completed:

[QF] 1 Lahainaluna vs. Kahuku, 11/16/2001
 [SF] 1 Waimea vs. Kahuku, 11/23/2001
 [CH] 2 Kahuku vs. Saint Louis, 12/1/2006

Most Passes Intercepted:

[QF] 5 Castle vs. Saint Louis, 11/17/2000
 [SF] 7 Konawaena vs. Lahainaluna, 12/17/2021
 [CH] 4 Leilehua vs. Punahou, 12/5/2008

Most Passing Yards:

[QF] 361 Kahuku vs. Lahainaluna, 11/16/2001
 [SF] 383 Moanalua vs. Iolani, 11/23/2019
 [CH] 421 Mililani vs. Punahou, 11/21/2014

Fewest Passing Yards:

[QF] 22 Lahainaluna vs. Kapaa, 11/11/2023
 [SF] 6 Waimea vs. Kahuku, 11/23/2001
 [CH] 20 Kahuku vs. Saint Louis, 12/1/2006

Most Touchdown Passes:

[QF] 8 Saint Louis vs. Waianae, 11/19/1999
 [SF] 5 Saint Louis vs. Waianae, 11/24/2000
 [CH] 7 Mililani vs. Punahou, 11/21/2014

Most Total Offensive Plays:

[QF] 71 Aiea vs. Lahainaluna, 11/11/2022
 (34 rush, 37 pass)
 [SF] 82 Moanalua vs. Iolani, 11/23/2019
 (23 rush, 59 pass)
 [CH] 94 Waipahu vs. Konawaena, 11/25/2023
 (33 rush, 61 pass)

Fewest Total Offensive Plays:

[QF] 38 Hilo vs. Kaimuki, 11/17/2000
 (22 rush, 16 pass)
 [SF] 36 Kailua vs. Saint Louis, 11/23/2001
 (21 rush, 15 pass)
 [CH] 32 Leilehua vs. KS Kapalama, 12/3/2004
 (17 rush, 15 pass)

Most Total Offensive Yards:

- [QF] 595 Kahuku vs. Lahainaluna, 11/16/2001 (234 rush, 361 pass)
- [SF] 656 Saint Louis vs. Waimea, 11/26/1999 (397 rush, 259 pass)
- [CH] 630 Punahou vs. Mililani, 11/21/2014 (345 rush, 285 pass)
- 584 Mililani vs. Punahou, 11/21/2014 (163 rush, 421 pass)

Fewest Total Offensive Yards:

- [QF] 70 Kaimuki vs. Hilo, 11/17/2000 (minus 20 rush, 90 pass)
- [SF] 87 Waimea vs. Kahuku, 11/23/2001 (81 rush, 6 pass)
- [CH] 126 Kahuku vs. Saint Louis, 12/4/99 (45 rush, 81 pass)

Most Fumbles:

- [QF] 10 Castle vs. Saint Louis, 11/17/2000
- [SF] 8 Kahuku vs. Waimea, 11/23/2001
- [CH] 7 Saint Louis vs. Kahuku, 12/4/1999

Most Fumbles-Lost:

- [QF] 4 on three occasions
- [SF] 4 Kahuku vs. Waimea, 11/23/2001
- [CH] 5 Saint Louis vs. Kahuku, 12/4/1999

Most Turnovers:

- [QF] 8 Kailua vs. Waimea, 11/19/1999 (4 fumbles, 4 interceptions)
- [SF] 10 Konawaena vs. Lahainaluna, 12/17/2021 (3 fumbles, 7 interceptions)
- [CH] 6 Leilehua vs. Punahou, 12/5/2008 (4 int., 2 fumb)
- 6 Punahou vs. Kahuku, 11/23/2012 (3 int., 3 fumb)
- 6 Saint Louis vs. Kahuku, 11/20/2015 (3 int., 3 fumb)

Most Penalties:

- [QF] 13 Kahuku vs. Konawaena, 11/19/1999 (137 yards); Konawaena vs. Kahuku, 11/19/1999 (70 yards), Farrington vs. Damien, 11/11/2023 (104 yards)
- [SF] 23 Waipahu vs. Iolani, 11/9/2018 (244 yards)
- [CH] 17 Waianae vs. Saint Louis, 11/25/2010

Most Penalties (2 teams):

- [QF] 26 Kahuku (13) vs. Konawaena (13), 11/19/1999
- [SF] 28 Waipahu (23) vs. Iolani (5), 11/9/2018
- [CH] 29 Waianae (17) vs. Saint Louis (12), 11/26/2010

Fewest Penalties:

- [QF] 0 Damien vs. Farrington, 11/11/2023
- [SF] 2 Iolani vs. Waipahu, 11/19/2022
- [CH] 1 Iolani vs. Hilo, 11/29/2019 (5 yards)

Fewest Penalties (2 teams):

- [QF] 10 Lahainaluna (2) vs. Kahuku (8), 11/16/2001
- [SF] 15 Saint Louis (8) vs. Waimea (7), 11/26/1999
- [CH] 7 Iolani (5) vs. Lahainaluna (2), 12/23/2021

Most Penalty Yardage:

- [QF] 137 Kahuku vs. Konawaena, 11/19/1999 (13 penalties)
- [SF] 244 Waipahu vs. Iolani, 11/9/2018 (23 penalties)
- [CH] 175 Waianae vs. Saint Louis, 11/25/2010 (17 penalties)

Most Penalty Yardage (2 teams):

- [QF] 207 Kahuku (137) vs. Konawaena (70), 11/19/1999
- [SF] 286 Waipahu (244) vs. Iolani (42), 11/9/2018
- [CH] 327 Waianae (175) vs. Saint Louis (152), 11/25/2010

Fewest Penalty Yardage:

- [QF] 0 Damien, vs. Farrington, 11/11/2023 (0 penalties)
- [SF] 20 Iolani vs. Waipahu, 11/19/2022 (2 penalties)
- [CH] 5 Iolani vs. Hilo, 11/29/2019 (1 penalty)

Fewest Penalty Yardage (2 teams):

- [QF] 71 Waimea (45) vs. Kahuku (26), 11/17/2000
- [SF] 99 Saint Louis (45) vs. Kailua (54), 11/23/2001
- [CH] 54 Waipahu (17) vs. Konawaena (37)

INDIVIDUAL RECORDS

Most Rushes

- [QF] 30 Chelsey Barba, Waimea vs. Castle, 11/16/2001 (152 yards)
- 29 Sitani Mikaele, Farrington vs. Damien, 11/11/2023 (205 yards)
- 28 Jinho Tohara, Kealakehe vs. Leilehua, 11/19/2004 (115 yards)
- 28 KJ Pascua, Iolani vs. Moanalua, 11/4/2016 (132 yards)
- 28 Jamell Vereen, Leilehua vs. Baldwin, 11/14/2019 (174 yards)
- [SF] 40 Kesi Ah-Hoy, Kahuku vs. Waianae, 11/13/1015 (142 yards)
- 38 Albert Faliauga, Waipahu vs. Iolani, 11/9/2018 (162 yards)
- 32 Aofaga Wily, Kahuku vs. Leilehua, 11/18/2011 (129 yards)
- 32 Vavae Malepeai, Mililani vs. Saint Louis, 11/13/2015 (258 yards)
- [CH] 39 Jayson Rego, KS Kapalama vs. Leilehua, 12/3/2004 (212 yards)
- 36 Wayne Taulapapa, Punahou vs. Mililani, 11/21/2014 (260 yards)

Most Yards Rushing

- [QF] 239 Harry Tuimaseve, Farrington vs. Honokaa, 11/21/2009 (27 attempts)
- 216 Kahale Huddleston, Hilo vs. Leilehua, 11/4/2016 (16 attempts)
- [SF] 258 Vavae Malepeai, Mililani vs. Waianae, 11/13/2015 (32 attempts)
- 199 Liatama Uiliata, Waipahu vs. Iolani, 11/19/2022 (22 attempts)
- 188 Damien Cole, Saint Louis vs. Waimea, 11/26/1999 (13 attempts)
- 162 Albert Faliauga, Waipahu vs. Iolani, 11/9/2018 (38 attempts)
- [CH] 262 Malosi Teo, Kahuku vs. Punahou, 12/2/2005 (30 attempts)
- 260 Wayne Taulapapa, Punahou vs. Mililani, 11/21/2014 (36 attempts)

Best Avg. per Carry

- [QF] (min. 5 att.) 19.9 Nathan Leaver, Kailua vs. Waiakea, 11/19/2001 (9-179)
- (min. 10 att.) 12.8 Timmy Chang-Wo, Waimea vs. Castle, 11/16/01 (13-167)
- (min. 20 att.) 8.9 Harry Tuimaseve, Farrington vs. Honokaa, 11/21/2009 (27-239)
- [SF] (min. 5 att.) 12.8 Junior Mataafa, Kahuku vs. Baldwin, 11/24/2006 (9-115)
- (min. 10 att.) 14.4 Damien Cole (Saint Louis) vs. Waimea, 11/26/99 (13-188)
- (min. 20 att.) 9.0 Liatama Uiliata, Waipahu vs. Iolani, 11/19/2022 (22-199)
- [CH] (min. 5 att.) 10.8 Fonoivasa Mataafa, Kahuku vs. Kamehameha, 12/5/2009 (5-54)
- (min. 10 att.) 11.7 Keani Nishigaya, Saint Louis vs. Leilehua, 12/1/2007 (14-164)
- (min. 20 att.) 9.1 Mulivai Pula, Kahuku vs. Saint Louis, 11/30/2001 (23-209)

Most Touchdowns Rushing

- [QF] 4 Tyler Taumua, Farrington vs. Baldwin, 11/11/2011 (27-157)
- [SF] 4 Aofaga Wily, Kahuku vs. Farrington, 11/16/2012 (24-141)
- [CH] 3 Aofaga Wily, Kahuku vs. Punahou, 11/23/2012
- 3 Ryan Tuiaso, Punahou vs. Kahuku, 11/23/2012
- 3 Wayne Taulapapa, Punahou vs. Mililani, 11/21/2014
- 3 Kesi Ah-Hoy, Kahuku vs. Saint Louis, 11/20/2015

Longest TD run

- [QF] 86 Nathan Leaver, Kailua vs. Waiakea, 11/16/2001
- [SF] 80 Junior Mataafa, Kahuku vs. Baldwin, 11/24/2006
- 67 Robert-Marcus Salanoa, Kahuku vs. Kaimuki, 11/24/2000
- [CH] 82 Mulivai Pula, Kahuku vs. Saint Louis, 11/30/2001
- 79 Malosi Te'o, Kahuku vs. Punahou, 12/2/2005

Longest Non-scoring run

- [QF] 66 Timmy Chang-Wo, Waimea vs. Castle, 11/16/2001
- [SF] 60 Damien Cole, Saint Louis vs. Waimea, 11/26/1999
- [CH] 47 Albert Faliauga, Waipahu vs. Hilo, 11/24/2018

Most Passes Attempted

- [QF] 51 Kenan Sadanaga, Leilehua vs. Baldwin, 11/12/2010
- 50 Ikaika Wilhelm-loane, Baldwin vs. Leilehua, 11/21/2008
- [SF] 58 Kenan Sadanaga, Leilehua vs. Saint Louis, 11/19/2010
- 56 RJ Javar, Moanalua vs. Iolani, 11/23/2019
- 55 Cayman Shutter, Punahou vs. Farrington, 11/29/2008
- [CH] 54 Andrew Manley, Leilehua vs. Punahou, 12/06/2008
- 52 Brett Kan, Punahou vs. Kahuku, 12/02/2005

Most Passes Completed

- [QF] 32 Kenan Sadanaga, Leilehua vs. Baldwin, 11/12/2010
- 27 Isaac Hurd, Campbell vs. Hilo, 11/08/2013
- 27 Ezekiel Olie, Aiea vs. Lahainaluna, 11/11/2022
- [SF] 38 Kenan Sadanaga, Leilehua vs. Saint Louis, 11/19/2010
- 35 RJ Javar, Moanalua vs. Iolani, 11/23/2019
- 34 Cayman Shutter, Punahou vs. Farrington, 11/29/2008
- [CH] 30 Andrew Manley, Leilehua vs. Punahou, 12/06/2008
- 29 McKenzie Milton, Mililani vs. Punahou, 11/21/2014

Most Passes Intercepted

- [QF] 6 Ransen Kepa, Kailua vs. Waimea, 11/22/2002
- 4 Taleki Mailau, Kailua vs. Waimea, 11/19/1999
- 4 Joel Botelho, Castle vs. Saint Louis, 11/17/2000
- 4 Inoke Funaki, Kahuku vs. Waimea, 11/17/2000
- 4 AJ Tuifua, Damien vs. Farrington, 11/11/2023
- [SF] 7 Keoki Alani, Konawaena vs. Lahainaluna, 12/17/2021
- 5 Tuli Wily-Matagi, Kahuku vs. Punahou, 11/15/2014
- 5 RJ Javar, Moanalua vs. Iolani, 11/23/2019
- [CH] 4 Bryant Moniz, Leilehua vs. KS Kapalama, 12/03/2004
- 4 Andrew Manley, Leilehua vs. Punahou, 12/06/2008

Most Yards Passing

- [QF] 474 Kenan Sadanaga, Leilehua vs. Baldwin, 11/12/2010
- 397 Dillon Gabriel, Mililani vs. Baldwin, 11/04/2016
- [SF] 430 Larry Tuileta, Punahou vs. Farrington, 11/15/2013
- 420 Kenan Sadanaga, Leilehua vs. Saint Louis, 11/19/2010
- [CH] 421 McKenzie Milton, Mililani vs. Punahou, 11/21/2014
- 415 Elijah Mendoza, Waipahu vs. Konawaena, 11/25/2023
- 400 Cayman Shutter, Punahou vs. Leilehua, 12/06/2008

Most Touchdowns Passing

- [QF] 8 Timmy Chang, Saint Louis vs. Waianae, 11/19/1999
- 5 Inoke Funaki, Kahuku vs. Lahainaluna, 11/16/2001
- 5 Andrew Manley, Leilehua vs. Baldwin, 11/21/2009
- 5 Kenan Sadanaga, Leilehua vs. Baldwin, 11/12/2010
- [SF] 5 Larry Tuileta, Punahou vs. Mililani, 11/16/2012
- 5 Larry Tuileta, Punahou vs. Farrington, 11/15/2013
- [CH] 7 McKenzie Milton, Mililani vs. Punahou, 11/21/2014

Best Completion Percentage

- [QF] (Min. 10 att.) .818 Montana Liana, Farrington vs. Maui, 11/07/2014 (9-11)
- (Min. 30 att.) .750 Isaac Hurd, Campbell vs. Hilo, 11/08/2013 (27-36)
- (Min. 30 att.) .750 Andrew Manley, Leilehua vs. Baldwin, 11/21/2008 (24-32)
- [SF] (Min. 10 att.) .895 Marcus Mariota, Saint Louis vs. Leilehua, 11/19/2000 (17-19)
- (Min. 20 att.) .741 McKenzie Milton, Mililani vs. Farrington, 11/15/2014 (20-27)
- [CH] (Min. 10 att.) .739 Marcus Mariota, Saint Louis vs. Waianae, 11/26/2010 (17-23)
- (Min. 20 att.) .625 Dillon Gabriel, Mililani vs. Iolani, 11/18/2016 (20-32)
- (Min. 30 att.) .661 Elijah Mendoza, Waipahu vs. Konawaena, 11/25/2023 (39-59)

Most Consecutive Completions

- [QF] 8 Timmy Chang, Saint Louis vs. Waianae, 11/19/1999 (8 to start game)
- [CH] 12 Kualau Manuel, Iolani vs. Lahainaluna, 12/23/2021 (started 1-4, finished 12-12)

Longest Scoring Pass

- [QF] 81 Kealii Perbera to Desmond Hanohano, Saint Louis vs. Mililani, 11/21/2003
- [SF] 92 Kelika Higa to Daniel Inferrera, Saint Louis vs. Waianae, 11/24/2000
- 90 Elijah Mendoza to Tai Aipia Barrett, Waipahu vs. Farrington, 11/18/2023
- 88 Brandon Lopes to Graen Enriques, Waianae vs. Saint Louis, 11/24/2000
- [CH] 79 Marcus Mariota to Jeremy Tabuyo, Saint Louis vs. Waianae, 11/26/2010
- 78 Kylan Miyasato to Guyson Ogata, Hilo vs. Iolani, 11/29/2019

Longest Non-scoring Pass

- [QF] 87 Bobby George to Ross Dickerson, Saint Louis vs. Castle, 11/17/2000
- [SF]
- [CH] 48 Cayman Shutter to Robert Toma, Punahou vs. Leilehua, 12/5/2008
- 46 Kelika Higa to Ross Dickerson, Saint Louis vs. Kahuku, 12/1/2000

Most Receptions

- [QF] 12 Gerald Welch, Saint Louis vs. Waianae, 11/19/1999
- 10 Jason Rivers, Saint Louis vs. Farrington, 11/22/2002
- 10 Matt Bell, Farrington vs. Saint Louis, 11/22/2002
- 10 Jeremiah Andrade, Leilehua vs. Baldwin, 11/12/2010
- [SF] 16 Jansen York, Moanalua vs. Iolani, 11/23/2019
- 14 Fred Padrones, Leilehua vs. Saint Louis, 11/19/2010
- 13 Eric Stephens, Waipahu vs. Farrington, 11/18/2023
- 13 Dalton Hilliard, Punahou vs. Farrington, 11/28/2008
- 12 Zedikaiah Anahu-Ambrosio, Konawaena vs. Aiea, 11/19/2022
- [CH] 11 Miah Ostrowski, Punahou vs. Kahuku, 12/02/2005
- 9 Matt Silverstein, Punahou vs. Leilehua, 12/05/2008
- 9 Edieson Dumlao, Leilehua vs. Punahou, 12/05/2008

Most Yards Receiving

- [QF] 307 Desmond Hanohano, Saint Louis vs. Mililani, 11/21/2003
- 213 Andrew Vallasdares, Mililani vs. Baldwin, 11/04/2016
- 198 Jeremiah Andrade, Leilehua vs. Baldwin, 11/12/2010
- [SF] 233 Kawai Phifer, Leilehua vs. Mililani, 11/11/2016
- 229 Kanawai Noa, Punahou vs. Mililani, 11/16/2012
- 179 Jason Rivers, Saint Louis vs. Kailua, 11/23/2001
- [CH] 147 Robby Toma, Punahou vs. Leilehua, 12/05/2008
- 146 Matt Silverstein, Punahou vs. Leilehua, 12/05/2008

Most Yards per Reception

- [QF] (min. 3) 53.7 Fakaloloma Olevao, Kahuku vs. Konawaena, 11/19/1999 (3-161)
- (min. 5) 42.6 Andrew Vallasdares, Mililani vs. Baldwin, 11/04/2006
- (min. 10) 19.8 Jeremiah Andrade, Leilehua vs. Baldwin, 11/12/2010
- [SF] (min. 3) 38.3 Kanawai Noa, Punahou vs. Farrington, 11/15/2013 (3-115)
- (min. 5) 33.3 Kawai Phifer, Leilehua vs. Mililani, 11/11/2016 (7-233)
- [CH] (min. 3) 30.3 Shane Butcher, Saint Louis vs. Castle, 12/06/2002 (3-91)
- (min. 5) 21.2 Punga Vea, Kahuku vs. KS Kapalama, 12/04/2009 (5-106)

Most Touchdown Receptions

- [QF] 4 Desmond Hanohano, Saint Louis vs. Mililani, 11/21/2003
- 4 Andrew Vallasdares, Mililani vs. Baldwin, 11/04/2016
- [SF] 3 Jason Rivers, Saint Louis vs. Kailua, 11/23/2001
- 3 Fred Padrones, Leilehua vs. Saint Louis, 11/19/2010
- 3 Kalakaua Timoteo, Mililani vs. Saint Louis, 11/13/2015
- [CH] 4 Kalakaua Timoteo, Mililani vs. Punahou, 11/21/2014

Most Total Offensive Plays

- [QF] 51 AJ Tuifua, Damien vs. Farrington, 11/11/2023 (9 rush, 42 pass)
- 47 Joel Botelho, Castle vs. Waimea, 11/16/2001 (8 rush, 39 pass)
- [SF] 68 RJ Javar, Moanalua vs. Iolani, 11/23/2019 (12 rush, 56 pass)
- [CH] 60 Andrew Manley, Leilehua vs. Punahou, 12/5/2008 (6 rush, 54 pass)
- 60 McKenzie Milton, Mililani vs. Punahou, 11/21/2014 (13 rush, 47 pass)

Most Total Offensive Yards

- [QF] 303 Inoke Funaki (Kahuku) vs. Lahainaluna, 11/16/2001 (307 pass, -4 rush)
- [SF] 435 RJ Javar, Moanalua vs. Iolani, 11/23/2019 (65 rush, 368 pass)
- 416 Larry Tuileta, Punahou vs. Farrington, 11/15/2013 (-14 rush, 430 pass)
- [CH] 459 McKenzie Milton, Mililani vs. Punahou, 11/21/2014 (38 rush, 421 pass)

Most Points Responsible (Total Offense)

- [QF] 48 Timmy Chang (Saint Louis) vs. Waianae, 11/19/1999 (8 TD pass)
- [SF] 30 Larry Tuileta, Punahou vs. Mililani, 11/16/2012 (5 TD passes)
- 30 Larry Tuileta, Punahou vs. Farrington, 11/15/2013 (5 TD passes)
- [CH] 42 McKenzie Milton, Mililani vs. Punahou, 11/21/2014 (7 pass)

Most Points Scored

- [QF] 24 Desmond Hanohano, Saint Louis vs. Mililani, 11/21/2003
- 24 Tyler Taumua, Farrington vs. Baldwin, 11/11/2011
- 24 Andrew Vallasdares, Mililani vs. Baldwin, 11/04/2016
- 24 Anieli Talaeai, Waipahu vs. Kapaa, 11/11/2022 (3 rush, 6 PAT)
- [SF] 24 Aofaga Wily, Kahuku vs. Farrington, 11/16/2012 (4 rush)
- [CH] 24 Kalakaua Timoteo, Mililani vs. Punahou, 11/21/2014 (4 rec.)

Most Points Kicking

- [QF] 6 Haa Bento, Saint Louis vs. Castle, 11/17/2000 (6-6)
- 6 Mike Houar, Saint Louis vs. Aiea, 11/16/2001 (6-7)
- [SF] 8 Ha`a Bento, Saint Louis vs. Waimea, 11/26/1999 (8-8 PAT)
- [CH] 14 Charles Santiago, Saint Louis vs. Kahuku, 12/5/2003 (2 PAT, 4 FG)

Most Field Goals

- [QF] 2 Michael Donohoo, Baldwin vs. McKinley 11/22/2002
- [SF] 3 Cameron Mercado, Kahuku vs. Farrington, 11/27/2009
- 3 Anatello Flores, Lahainaluna vs. Konawaena, 12/17/2021 (Attempted 5)
- [CH] 4 Charles Santiago, Saint Louis vs. Kahuku, 12/5/2003

Longest Field Goal

- [QF] 45 Michael Donohoo, Baldwin vs. McKinley 11/22/2002
- 43 Timothy Momiyama, Leilehua vs. Kealakehe, 11/11/2011
- 41 Tyler Yates, Kealakehe vs. Waianae, 11/12/2010
- [SF] 49 Cameron Mercado, Kahuku vs. Farrington, 11/27/2009
- [CH] 55 Keanu Keolanui, Hilo vs. Iolani, 11/29/2019
- 53 Jet Toner, Punahou vs. Mililani, 11/21/2014
- 47 Keanu Keolanui, Hilo vs. Iolani, 11/29/2019
- 45 Waiola Manuel, Iolani vs. Hilo, 11/29/2019

Most Two-Point Conversions

- [QF] 3 Anieli Talaeai, Waipahu vs. Kapaa, 11/11/2022 (3 runs)
- 2 Brenton Harbottle, Kailua vs. Waiakea, 11/16/2001
- [SF] 1 on two occasions
- [CH] 1 on two occasions

Longest Kickoff Return

- [QF] 91 Kaleikaumaka Akagi, Leilehua vs. Baldwin, 11/15/2019 (TD)
- [SF] 97 Ani Isumu, Farrington vs. Punahou, 11/28/2008
- 92 BJ Batts, Saint Louis vs. Baldwin, 11/28/2003
- [CH] 99 BJ Batts, Saint Louis vs. Castle, 12/6/2002 (TD)
- 94 Jaylen Mitchell, Waianae vs. Saint Louis, 11/26/2010 (TD)
- 86 Tai Aipia Barrett (11 yds) and Eric Stephens (75 yds), Waipahu vs. Konawaena, 11/25/2023 (TD)

Longest Punt

- [QF] 67 Joshua May, Waimea vs. Kahuku, 11/17/2000
- [SF] 64 Zyon Faleiva, Waipahu vs. Iolani, 11/19/2022
- 61 Colby Octavio, Waimea vs. Saint Louis, 11/26/1999
- [CH] 70 Waiola Manuel, Iolani vs. Hilo, 11/29/2019
- 58 Isaac Harbottle, Saint Louis vs. Kahuku, 12/4/1999

Best Punting Average

- [QF] 64.0 Joshua May, Waimea vs. Kahuku, 11/17/2000 (2 attempts)
- [SF] 46.0 Zyon Faleiva, Waipahu vs. Iolani, 11/19/2022 (2 attempts)
- [CH] 41.6 Mason Mizuta, Iolani vs. Lahainaluna, 12/23/2021 (5 attempts)

Longest Punt Return

- [QF] 74 Jared Suzui, Castle vs. Hawaii Prep, 11/22/2002 (TD)
72 Miah Ostrowski, Punahou vs. Aiea, 11/19/2005
60 Torian Taulogo, Kahuku vs. Kauai, 11/21/2003
- [SF] 71 Ikaika Ho, Castle vs. McKinley, 11/29/2002
- [CH] 48 Aaron Francisco, Kahuku vs. Saint Louis, 12/4/1999

Most Interceptions

- [QF] 2 Kekoa Reyes, Waianae vs. Maui, 11/17/2000
- [SF] 2 Ian-Jay Cabanilla, Lahainaluna vs. Konawaena, 12/17/2021
- [CH] 2 Sean McFadden, Punahou vs. Leilehua, 12/5/2008
2 Stokes Botelho, Kahuku vs. Saint Louis, 11/20/2015

Longest Interception Return

- [QF] 85 Julyan Mebane, Leilehua vs. Baldwin, 11/15/2019 (TD)
47 Aaron Francisco, Kahuku vs. Waimea, 11/17/2000
46 Gabriel Vierra, Saint Louis vs. Mililani, 11/21/2003
- [SF] 74 Robert Toma, Punahou vs. Farington, 11/28/2008 (TD)
58 Dayne Nohara, Saint Louis vs. Baldwin, 11/28/2003 (TD)
- [CH] 83 Ty Purcell-Apana, Mililani vs. Punahou, 11/21/2014 (TD)
67 Stokes Botelho, Kahuku vs. Saint Louis, 11/20/2015
46 Stokes Botelho, Kahuku vs. Saint Louis, 11/20/2015

Longest Fumble Return

- [QF] 42 Glen Kuresa, Lahainaluna vs. Mililani, 11/19/2004
39 Shepherd Kekahuna, Roosevelt vs. KS Hawaii, 11/15/2019
27 Raymond Taumalolo, Kaimuki vs. Hilo, 11/17/2000
- [SF] 82 Micah Wily, Kahuku vs. Waianae, 11/26/2005
70 Naia Nakamoto, Maui vs. Hilo, 11/9/2018
- [CH] 65 Keawe Navas Loa, Konawaena vs. Waipahu, 11/25/2023

1999



Quarterfinal – Friday, Nov. 19, 1999 - Aloha Stadium.

Saint Louis 53, Waianae 21

	1	2	3	4	Total
St. Louis	21	13	13	6	53
Waianae	7	7	0	7	21

StL - Welch 11 pass from Chang (Bento kick)
Wai - Keaulii 1 run (Anguay kick)
StL - Rodrigues 17 pass fro Chang (Bento kick)
StL - Welch 13 pass from Chang (Bento kick)
Wai - Keaulii 5 run (Anguay kick)
StL - Rivers 1 pass from Chang (Bento kick failed)
StL - Rodrigues 42 pass from Chang (Bento kick)
StL - Rivers 2 pass from Chang (Bento kick blocked)
StL - Alivado 8 pass from Chang (Bento kick)
Wai - Keaulii 1 run (Anguay kick)
StL - Rivers 2 pass from Chang (Wong pass failed)

Rushing - St. Louis: Fiaseu 22-179, Welch 2-8, P. Brown 4-28, Chang 1-(minus 18), Beaver 3-7, Higa 1-(minus 2). **Waianae:** Manners 18-114, Saroni 10-33, Gomes 1-(minus 4), Keaulii 14-1.

Passing - St. Louis: Chang 24-34-0 277 8 TDs, Higa 0-0-0 0. **Waianae:** Keaulii 10-23-1 211.

Receiving - St. Louis: Welch 12-114, Rodrigues 3-93, Alivado 3-24, Kanoa 1-17, Rivers 3-5, Nakasato 1-13, Dydasco 1-11. **Waianae:** Saroni 5-95, Blue 2-55, Gomes 1-24, Anguay 1-19, Enriquez 1-18.

Quarterfinal – Friday, Nov. 19, 1999 - Vidinha Stadium. Attendance: 4,500 (est.)

Waimea 20, Kailua 18

	1	2	3	4	Total
Kailua	12	0	6	0	18
Waimea	6	0	7	7	20

Kail - Ryan Exstrom 21 pass from Taleki Mailau (pass failed)
Waim - William Parubrur 22 pass from Rocky Aviguetero (kick failed)
Kail - Rocky Alo 50 run (pass failed)
Waim - Arichie Archuara 24 fumble return (Colby Octavio kick)
Kail - Mailau 1 run (run failed)
Waim - Jessie Sablan 24 run (Octavio kick)

Rushing - Kailua: Mailau 17-58, Rocky Alo 24-174, Billy Winchester 5-20, Keahi Mau 2-47.
Waimea: Rocky Aviguetero 6-(minus 15), Jessie Sablan 26-176, ChesleyBarba 5-23, Justin Kinimaka-Aranio 1-(minus 1).

Passing - Kailua: Mailau 10-15-4 for 167 yards. **Waimea:** Aviguetero 5-10-1 for 56 yards.

Receiving - Kailua: Ryan Exstrom 3-47, Henry Timu 3-49, Winchester 1-18, John Kepa 2-32, Jeff Cummings 1-21. **Waimea:** Sablan 2-(minus 2), William Parubrur 2-38, Colby Octavio 1-20.

Quarterfinal – Friday, Nov. 19, 1999 - Aloha Stadium

Kahuku 47, Konawaena 14

	1	2	3	4	Total
Konawaena	7	0	0	7	14
Kahuku	14	21	12	0	47

Kah - Olevao 64 pass from V. Funaki (Lee kick)

Kah - Latuselu 3 run (Lee kick)

Kon - Desilva 23 pass from Lee (Freitas kick)

Kah - Latuselu 48 run (Lee kick)

Kah - Wong 16 pass from V. Funaki (Latuselu run)

Kah - Peters 29 pass from I. Funaki (Lee pass failed)

Kah - Olevao 59 pass from V. Funaki (Lee kick failed)

Kah - Taua 37 pass from I. Funaki (Lee kick blocked)

Kon - Mahelona 1 run (Freitas kick)

Rushing - Konawaena: Mahelona 17-88, Freitas 2-(minus 2), Kahele 3-3, Langi 2-22, K. Lee 7-(minus 21), Rabara 1-(minus 5). **Kahuku:** Latuselu 12-133, Nawahine 2-(minus 1), Salanoa 7-29, I. Funaki 4-5, V. Funaki 3-(minus 16), Kaka 1-13, Wong 1-0, Atuaia 3-30, Smith 3-26.

Passing - Konawaena: K. Lee 17-32-1 167, Rabara 0-1-0 0, Desilva 0-1-1 0. **Kahuku:** V. Funaki 7-13-1 171, I. Funaki 4-6-0 135, Olevao 0-1-0 0, Fonoimoana 0-1-0 0.

Receiving - Konawaena: Freitas 3-29, Rivera 2-23, Desilva 4-44, Mahelona 4-43, Kahele 3-26, J. Lee 1-2. **Kahuku:** Wong 5-69, Olevao 3-161, Peters 1-29, Taua 1-37.

Quarterfinal – Friday, Nov. 19, 1999 – War Memorial Stadium. Attendance:

Baldwin 25, Farrington 19

	1	2	3	4	Total
Farrington	7	0	0	12	19
Baldwin	7	12	6	0	25

Bal - Nolan Wada 19 pass from Steven Hafoka (Michael Donahoo kick)

Far - Monty Kuresa 7 run (Talen Liua kick)

Bal - Wada 1 run (kick failed)

Bal - Wada 30 run (pass failed)

Bal - Huli Rivera 31 pass from Hafoka (run failed)

Far - Waylon Philpot 1 run (pass failed)

Far - Philpot 9 run (kick failed)

Rushing - Farrington: Michael Rabago 4-24, Monty Kuresa 13-61, Waylon Philpot 7-24, Kenneth Gasilos 1-14, Matthew Khan 1-(minus 2), Logan Pau 1-1. **Baldwin:** Eddie Ferreira 12-96, Nolan Wada 14-63, Steve Hafoka 12-71.

Passing - Farrington: Philpot 11-37-1 for 152 yards. **Baldwin:** Hafoka 7-20-1 for 103 yards.

Receiving - Farrington: Kuresa 3-26, Davin Oyama 1-6, Kenneth Gasilos 5-100, Shannon Aque 1-18, Micah Alexander 2-2. **Baldwin:** Wada 3-25, Huli Rivera 4-78.

Semifinal – Friday, Nov. 26, 1999 - Aloha Stadium. Attendance: 10,868

Saint Louis 56, Waimea 0

	1	2	3	4	Total
Waimea	0	0	0	0	0
Saint Louis	21	14	21	0	56

StL - Damien Cole 1 run (Bento kick)

StL - Gerald Welch 3 pass from Timmy Chang (Haa Bento kick)

StL - Frank Rivers 5 pass from Chang (Bento kick)

StL - Cole 1 run (Bento kick)

StL - Prince Brown 3 run (Bento kick)

StL - John Paul Kanoa 18 pass from Chang (Bento)

StL - Pesefea Fiaseu 3 run (Bento kick)

StL -Cole 1 run (Bento kick)

Rushing- Waimea: Jessie Sablan 26-96, Chesley Barba 6-11, Rocky Avigetero 2-4, Isaiah Ulanday 1-3.

St. Louis: Cole 13-188, Brown 12-76, Welch 2-26, Bronson Beaver 9-52, Chang 1-10, Fiaseu 4-45.

Passing - Waimea: Avigetero 4-16-2 26. **St. Louis:** Chang 17-29-1 220, Kelika Higa 6-9-0 39.

Receiving - Waimea: William Parubrub 2-2, Archie Achuara 1-17, Donovan Agan 1-7. **St. Louis:** Welch 5-51, Isaac Rodrigues 4-61, Rivers 2-16, Ross Dickerson 1-23, Layton Aliviado 2-36, Sanoe Mokahi 1-6, Kanoa 1-18, Davin Nakasato 1-9, Daniel Rodrigues 1-5, Gino Gosiaco 1-11, Kainoa Fernandez 1-12, Blane Dydasco 1- (minus 1), Justin Humalon 1-9, Enoka Pai 1-3.

Semifinal – Friday, Nov. 26, 1999 - Aloha Stadium.

Kahuku 27, Baldwin 12

	1	2	3	4	Total
Kahuku	7	13	0	7	27
Baldwin	6	6	0	0	12

Kah - Nawahine 7 pass from V. Funaki (Lee kick)

Bal - Blackburn 8 pass from Hafoka (Donahoo kick failed)

Bal - Wada 5 pass from Hafoka (Hafoka run failed)

Kah - Latusele 3 run (Lee kick)

Kah - Wong 8 pass from V. Funaki (Lee kick failed)

Kah - Wong 49 pass from V. Funaki (Lee kick)

Rushing - Kahuku: Kala Latusele 14-69, Destin Lei 8-59, Douglas Nawahine 5-3, Fakaloloma Olevao 1-3, Orlando Wong 2-2, Vai Funaki 1-(minus 1), Marcus Salanoa 6-29, Magic Atuaia 3-7, Inoke Funaki 1-0. **Baldwin:** Nolan Wada 8-27, Eddie Ferreira 9-56, Steven Hafoka 14-21, Huli Rivera 1-2, Wela Hewahewa 1-8.

Passing - Kahuku: Vai Funaki 10-14-0 157 3 TDs, Inoke Funaki 1-2-0 4, Fakaloloma Olevao 0-1-0 0.

Baldwin: Steven Hafoka 6-15-0 36 2 TDs, Michael Donahoo 1-2-0 (minus 7).

Receiving - Kahuku: Orlando Wong 5-98, Douglas Nawahine 1-7, Adam Kammerer 1-20, Roland Tupola 1-14, Fakaloloma Olevao 2-20, Kala Latusele 1-2. **Baldwin:** Ikaika Blackburn 1-8, Nolan Wada 1-(minus 2), Huli Rivera 1-5, Eddie Ferreira 1-11, Timothy Lyons 1-14.

Championship – Saturday, Dec. 4, 1999 - Aloha Stadium. Attendance: 10,864
Saint Louis 19, Kahuku 0

	1	2	3	4	Total
St. Louis	6	7	6	0	19
Kahuku	0	0	0	0	0

Stl: - Gerald Welch 5 pass from Chang (run failed)
 Stl: - Welch 3 pass from Chang (Bento kick)
 Stl: - Isaac Rodrigues 24 pass from Chang (kick blocked)

Team Statistics	St. Louis	Kahuku
First Downs	16	12
Rushes-Yards	37-198	37-45
Passing Yards	88	81
Total Offense	62-286	59-126
Passes (Att-Cmp-Int)	25-11-0	22-5-1
Punt Returns-Yards	3-23	0-0
Kickoff Return-Yards	1-0	3-32
Fumbles-Lost	7-5	2-1
Penalties-Yards	6-45	5-49
Punts (No-Avg.)	3-49.7	4-43.3
3rd Down Conversions	6-10	4-12
4th Down Conversions	1-2	1-4
Time of Possession	26:30	21:30

Rushing — Saint Louis: Pesefea Fiaseu 20-156, Gerald Welch 4-35, Damien Cole 3-15, Blane Dydasco 1-5, Prince Brown 3-9, Timmy Chang 6-(-22). **Kahuku:** Kala Latuselu 13-32, Douglas Nawahine 3-5, Orlando Wong 1-13, Vai Funaki 5-15, Mulivai Pula 1-(-1), Inoke Funaki 10-(-33), Marcus Salanoa 1-4, AJ Smith 3-10.

Passing — Saint Louis: Timmy Chang 11-25-0-88. **Kahuku:** Vai Funaki 3-15-0-55, Inoke Funaki 2-7-1-26.

Receiving — Saint Louis: Gerald Welch 5-23, Isaac Rodrigues 3-45, Gino Gosiaco 1-5, Layton Aliviado 1-14, Blane Dydasco 1-1. **Kahuku:** Orlando Wong 2-32, Jerome Heder 1-23, Kala Latuselu 1-22, Fakaloloma Olevao 1-4.

2000



Quarterfinal – Friday, Nov. 17, 2000 - War Memorial Stadium.

Waianae 21, Maui 0

	1	2	3	4	Total
Waianae	0	14	7	0	21
Maui	0	0	0	0	0

Wai--Brandon Lopes 17 run (Shawn Bebeau kick)

Wai--Peter Saroni 25 run (Bebeau kick)

Wai--Bebeau 31 pass from Jonah Nunuha (Bebeau kick)

Rushing--Wai: Jonah Nunuha 2-29, Lono Manners 19-112, Peter Saroni 10-39, Brandon Lopes 2-minus 2, Thomas Gualdarama 2-15, Kawena Rosario 1-4, Parris Kawaauihau 1-0. Maui: David Tufaga 9-16, Tualau Malafu 8-29, Saia Lotulelei 4-5, Chad Gerard 10-24.

Passing: Wai: Nunuha 4-6-0-60, Lopes 1-2-0-9. Maui: Tufaga 9-21-2-102.

Receiving: Wai: Saroni 1-5, Graen Enriquez 1-9, Kawika Alana 1-14, Manners 1-10, Shawn Bebeau 1-31. Maui: Justin Cabico 1-9, Malafu 3-20, Cody Loui 2-23, Lotulelei 1-0, Kenneth Carroll 1-39, Travis Abac 1-11.

Quarterfinal – Friday, Nov. 17, 2000 - Wong Stadium. Attendance: 4,000 (est.)

Kaimuki 20, Hilo 0

	1	2	3	4	Total
Kaimuki	0	6	6	8	20
Hilo	0	0	0	0	0

Kai--Faimealelei 3 run (PAT kick blocked), :52.

Kai--Taumalolo 27 fumble return (PAT pass failed), 6:38.

Kai--Faimealelei 33 run (Mirafuentes PAT run), 11:27.

Rushing-Kai: Chanceton Mirafuentes 7-27, Soloni Taumalolo 16-101, Justin Faimealelei 9-57, Leland Ohelo 10-29, Jonathan Ishida 2-1, Darin Fujimoto 2-(-3), Jerome Ifenuk 1-0, Dillon Yeung 1-4, James Yapching 1-4, Jon Kanehira 1-22. Hilo: Hayden Stevens 5-2, Ikaika Tsukiyama 6-18, Tallon Torres 3-(-7), Mohala Evangelista 1-6, Davin Feary 7-(39).

Passing-Kai: Justin Faimealelei 2-2 24, Jordan Caires 1-4 45. Hilo: Davin Feary 8-14-1 83, Charles Haasenritter 1-2 7.

Receiving-Kai: Kila Kamakawiwoole 2-48, Brandon Hayashida 1-21. Hilo: Michael Baji 1-10, Mister Aiona 5-60, Tristan Iyo 2-20, Tallon Torres 1-0.

Quarterfinal – Friday, Nov. 17, 2000 – Aloha Stadium.

Saint Louis 48, Castle 0

	1	2	3	4	Total
Castle	0	0	0	0	0
Saint Louis	21	14	7	6	48

StL--Pesefea Fiaseu 1 run (Haa Bento kick)

StL--Ross Dickerson 11 pass from Kelika Higa (Bento kick)

StL--Fiaseu 2 run (Bento kick)

StL--Fiaseu 2 run (Bento kick)

StL--Frank Rivers 4 pass from Higa (Bento kick)

StL--Gino Gosiaco 1 pass from Higa (Bento kick)

StL--Darren Freitas 52 pass from Bobby George (kick blocked)

Rushing--Cas: Kaleo Segovia 13-92, Joel Botelho 12-(-33), Fale Taupaki 3-5, Sean Navin 7-3.

StL: Fiaseu 11-114, Bronson Beaver 4-1, George 2-(minus 6), Higa 3-(minus 3), Justin Cabansag 3-7, Kainoa Fernandez 1-0, Samson Hoohuli 1-(minus 1), Prince Brown 1-4, Lee Boyd 1-(minus 9), Team 1-(minus 1).

Passing--Cas: Botelho 9-23-4--73; Prestidge 0-1-1--0; Navin 1-6-0--2. StL: Higa 11-18-1--71 yards; George 8-15-1--206 yards; Boyd 0-2-0--0.

Receiving--Cas: Segovia 5-36, Keha Ho 1-6, Michelman 1-8, Miranda 2-17, Ikaika Ho 1-8. StL: Davin Nakasato 2-18, Fernandez 2-7, Gosiaco 2-4, Dickerson 4-112, Rivers 3-23, Tito Sallas 1-14, Jeremy Inferrera 1-9, Sanoe Mokuahi 2-41, Freitas 1-52.

Quarterfinal – Friday, Nov. 17, 2000 – Aloha Stadium.

Kahuku 43, Waimea 17

	1	2	3	4	Total
Waimea	0	17	0	0	17
Kahuku	29	0	14	0	43

Kah--A.J. Smith 7 run (Solomon Lee kick)

Kah--Aaron Francisco 53 punt return (Lee kick)

Kah--Jonathan Mapu 14 fumble return (Bryson Au run)

Kah--James Kammerer 72 pass from Inoke Funaki (Lee kick)

Waim--FG Adrian Agan 32

Waim--Jesse Sablan 12 run (Agan kick)

Waim--Sablan 8 pass from Nikko Naumu (Agan kick)

Kah--Smith 3 pass from Funaki (kick failed)

Kah--Pula 17 run (Marcus Salanoa pass from Au)

Rushing--Waim: Sablan 20-92, Joshua May 11-52, Jordon Dizon 7-28, Ikaika Cabral 2-7, Naumu 6-(minus 6). Kah: Salanoa 9-52, Pula 7-66, Funaki 8-36, Smith 5-40, Moors 1-10, Magic Atuaia 1-2, Colby Unga 1-0, Brenton Kaahu 1-6, Kekoa Kamakeeaina 1-13, Ferron Fonoimoana 1-0, Jarvis Kaka 1-(minus 7).

Passing--Waim: Naumu 3-6-1--84. Kah: Funaki 9-18-4--152 yards, Fonoimoana 0-2-0--0.

Receiving--Waim: Dane Koga 1-49, Aldon Emayo 1-27, Sablan 1-8. Kahuku: Ernest "Vai" Napaa 2-11, Kammerer 2-90, John-Rex Moors 1-19, Saia Hafoka 1-12, Ferron Fonoimoana 2-17, Smith 1-3.

Semifinal – Friday, Nov. 24, 2000 – Aloha Stadium.

Kahuku 41, Kaimuki 26

	1	2	3	4	Total
Kahuku	7	28	6	0	41
Kaimuki	0	0	7	19	26

Kah--Marcus Salanoa 24 pass from Ferron Fonoimoana (Solomon Lee kick)

Kah--James Kammerer 11 pass from F. Fonoimoana (Lee kick)

Kah--F. Fonoimoana 30 run (Marcus Salanoa pass from Bryson Au)

Kah--Au 54 interception return (Lee kick)

Kah--Saia Hafoka 39 pass from F. Fonoimoana (kick failed)

Kaim--Soloni Taumalolo 18 run (Justin Faimealelei kick)

Kah--Salanoa 67 run (run failed)

Kaim--Jordan Caires 2 run (Faimealelei kick)

Kaim--Faimealelei 21 pass from Caires (kick failed)

Kaim--Faimealelei 52 pass from Caires (run failed)

Rushing--Kah: F. Fonoimoana 16-32, Vai Napaa 2-17, Mulivai Pula 7-48, Salanoa 2-79, Travis Kaka 2-39, Colby Unga 5-32, Team 4-17.

Kaim: Faimealelei 2-1, Chanceton Mirafuentes 12-41, Soloni Taumalolo 10-45, Leland Ohelo 3-8, Kila Kamakawiwo'ole 1-16, Jonathan Ishida 2-17, Jordan Caires 3-(minus 6), Team 1-(minus 21).

Passing--Kah: Fonoimoana 7-18-1--128. Kaim: Faimealelei 1-6-2 10, Caires 7-16-0--125.

Receiving--Kah: Kammerer 2-30, Salanoa 1-24, Hafoka 3-55, Kaka 1-19. Kaim: Mirafuentes 1-10, Kamakawiwo'ole 2-18, Daniel Swearingen 1-9, Daniel Tautofi 1-17, Faimealelei 3-81.

Semifinal – Friday, Nov. 24, 2000 – Aloha Stadium. Attendance:

Saint Louis 63, Waianae 10

	1	2	3	4	Total
Waianae	0	2	0	8	10
Saint Louis	21	14	0	28	63

StL -- Kainoa Fernandez 9 pass from Bobby George (Haa Bento kick)

StL -- Daniel Inferrera 92 pass from Kelika Higa (Haa Bento kick)

StL -- Pesefea Fiaseu 1 run (Haa Bento kick)

StL -- Frank Rivers 8 pass from George (Bento kick)

StL -- Fernandez 31 pass from George (Bento kick)

Wai -- Safety, Bento stepped out of the endzone

StL -- Sanoe Mokuahi 35 pass from George (Bento kick)

StL -- Prince Brown 1 run (Michael Houar kick)

Wai -- Graen Enriquez 88 pass from Brandon Lopes (Teacel Hines pass from Jonah Nunuha)

StL -- Brown 4 run (Kaeo Adams kick)

StL -- Michael Espinueva 24 interception return (Houar kick)

Rushing -- Wai: Lono Manners 12-36, Lopes 6-(minus 23), Nunuha 2-(minus 10), Peter Saron 7-(minus 1), Chad Rodrigues 2-4, Caleb Paakaula 1-(minus 1), Thomas Gualdarama 1-(minus 1), Team 1-(minus 15). **StL:** Fiaseu 14-86, Inferrera 2-1, Brown 8-74, Bronson Beaver 8-48, Ross Dickerson 1-6, Samson Hoohuli 4-13, Team 1-(minus 6)

Passing -- Wai: Nunuha 3-11-2--28; Lopes 5-15-1--138; Caleb Paakaula 0-1-1--0; Saron 0-1-0--0. **StL:** George 5-12-1--87; Higa 9-17-1--199; Lee Boyd 0-1-0--0.

Receiving -- Wai: Graen Enriquez 4-114, Manners 1-0, Kawika Alana 1-10, Saron 2-42. **StL:** Fernandez 2-40, Inferrera 3-110, Davin Nakasato 3-46, Fiaseu 1-17, Rivers 1-8, Keahua Bowman 1-4, Kanoa Kaaihili 1-19, Dickerson 1-7, Sanoe Mokuahi 1-35.

Championship – Friday, Dec. 2, 2000 – Aloha Stadium. Attendance: 14,267

Kahuku 26, Saint Louis 20

	1	2	3	4	Total
St. Louis	0	7	0	13	20
Kahuku	7	0	7	12	26

Kah--Mulivai Pula 9 run (Solomon Lee kick)

StL--Pesefea Fiaseu 1 run (Haa Bento kick)

Kah--Robert-Marcus Salanoa 1 run (Solomon Lee kick)

StL--Pesefea Fiaseu 22 run (Haa Bento kick)

Kah--Robert-Marcus Salanoa 1 run (kick failed)

Kah--Mulivai Pula 25 run (run failed)

StL--Frank Rivers 5 pass from Kelika Higa (kick failed)

Team Statistics	St. Louis	Kahuku
First Downs	18	18
Rushes-Yards	24-65	54-270
Passing Yards	233	45
Total Offense	57-298	65-315
Passes (Att-Cmp-Int)	33-18-0	11-5-1
Punt Returns-Yards	0-0	2-15
Kickoff Return-Yards	4-76	4-77
Fumbles-Lost	1-0	3-0
Penalties-Yards	4-47	11-98
Punts (No-Avg.)	4-20.3	1-22.0
3rd Down Conversions	5-12	6-16
4th Down Conversions	1-3	3-5
Time of Possession	19:51	28:09

Rushing--St. Louis: Fiaseu 16-88, Higa 4-(minus 24), Beaver 2-(minus 1), Dickerson 2-2.

Kahuku: Salanoa 20-87, Funaki 12-71, Pula 16-112, A.J. Smith 1-1, F. Fonoimoana 1-1, E. Atuaia 2-4, Team 2-(minus 4)

Passing--St. Louis: Higa 13-19-0 165, George 5-14-0 68. **Kahuku:** Funaki 5-11-1 45.

Receiving--St. Louis: Dickerson 8-130, Fernandez 2-36, Nakasato 3-35, Inferrera 1-15, Mokuahi 2-8, Rivers 2-9. **Kahuku:** Hafoka 4-42, Napaa 1-3.

2001



Quarterfinal – Friday, Nov. 16, 2001 – Aloha Stadium

Kahuku 57, Lahainaluna 14

	1	2	3	4	Total
Lahainaluna (8-2)	7	7	0	0	14
Kahuku (11-0)	7	29	7	14	57

Kah -- James Kammerer 18 pass from Inoke Funaki (Solomon Lee kick)

Lah -- Laulile Latu 9 run (Ikaika Neizman kick)

Kah -- Travis Kaka 62 pass from Funaki (Lee kick)

Lah -- Kainoa Casco 5 run (Neizman kick)

Kah -- Kammerer 35 pass from Funaki (Lee kick)

Kah -- Kaka 15 pass from Ferron Fonoimoana (Lee kick)

Kah -- Pula 54 pass from Funaki, with lateral (Pula run)

Kah -- Pula 7 run (Savannah Sabido kick)

Kah -- Kammerer 30 pass from Funaki (Sabido kick)

Kah -- Kekoa Kamakeaina 9 run (Lee kick)

RUSHING -- Kahuku: M. Pula 10-83, Atuaia 2-44, Bartron 2-21, Oto 2-19, Perez 2-12, Kamakeaina 2-10, S. Pula 1-8, Leung-Choi 5-8, Tui 2-6, H. Fonoimoana 1-3, Kaka 1-3, Ah Quin 1-1, Kotobalavu 1-(minus-1), Funaki 3-(minus-4). **Lahainaluna:** Casco 16-37, Latu 8-35, Poci 8-23, A. Ancog- 1-5, Neizman 2-0, Nakihei 2-(minus-2).

PASSING -- Kahuku: Funaki 11-15-1-307, L. Fonoimoana 2-3-0-54. **Lahainaluna:** Casco 1-6-0-70, Nakihei 0-1-0-0.

RECEIVING -- Kahuku: Kammerer 5-136, Kaka 5-114, L. Fonoimoana 2-46, M. Pula 1-40, Chase 1-25 **Lahainaluna:** Neizman 1-70.

Quarterfinal – Friday, Nov. 16, 2001 – Aloha Stadium

Saint Louis 54, Aiea 7

	1	2	3	4	Total
Saint Louis (9-0-1)	21	20	7	6	54
Aiea (10-1)	0	0	7	0	7

StL: Jason Rivers 23 pass from Bobby George (Mike Houar kick)

StL: Barry Batts 2 run (Houar kick)

StL: Prince 7 run (Houar kick)

StL: Rivers 40 pass from George (Kick failed)

StL: Rivers 46 pass from George (Houar kick)

StL: Justin Cabangsag 7 run (Houar kick)

Aiea: Calvin Martinez 33 pass from Reuben Medeiros (Jeffrey Veal kick)

StL: Brown 3 run (Houar kick)

StL: Batts 4 run (Kick blocked)

RUSHING--St. Louis: Batts 9-95, Brown 9-81, Marcus Higa 7-26, R. Dickerson 2-18, Keahua Bowman 1-13, Cabangsag 3-11, George 3-0, Andy Kubic 1-(-1). **Aiea:** Lole Laolagi 12-(-27), Faasalele Neemia 4-23, Kalani Kekawa 2-(-5), Dustin Grace 1-8, Jordan Moniz 1-4.

PASSING--St Louis: George 8-12-3-0-240, Kubic 1-2-0-0-29, Chris Sokugawa 1-1-0-0-35 **Aiea:** Laolagi 11-22-0-1-40, Grace 2-3-0-0-8, Bryan Tucker-Salas 0-1-0-0-0, Medeiros 1-1-1-0-33.

RECEIVING--St. Louis: Rivers 3-109, Todd Dickerson 1-5, Bowman 2-59, Frank Fernandez 1-22, Tito Sallas 2-80, Jon Amano 1-29 **Aiea:** Chris Antonio 3-11, Medeiros 4-20, Neemia 2-6, Nate Olaiivar 1-(-3), Richard Rodrigues 1-6, Tucker-Salas 1-4, Martinez 1-33, Kekawa 1-4.

Quarterfinal – Friday, Nov. 16, 2001 – Vidinha Stadium

Waimea 41, Castle 20

	1	2	3	4	Total
Castle (8-4)	7	0	6	7	20
Waimea (8-1)	6	14	7	14	41

Cas -- Loren Lum 7 run (Nolan Miranda kick)

Waim -- Jordon Dizon 1 run (kick blocked)

Waim -- Oliver Villanueva 9 pass from Adrian Agan (kick failed)

Waim -- Dizon 57 run (Dane Koga from Agan)

Waim -- Brandon Malama 1 run (Agan kick)

Cas -- Dayton Ah Nee 20 pass Joel Botelho (kick failed)

Waim -- Malama 1 run (Agan kick)

Cas -- Jared Suzuki 17 pass from Botelho (Miranda kick)

Waim -- Malama 1 run (Agan kick)

RUSHING -- Castle: Fale Taupaki 4-30, Ikaika Ho 3-(-1), Botelho 8-33, Lum 1-7, Ola Keliiholokai 9-29, Preston Kaneao 2-(-26). **Waimea:** Dizon 5-73, Chesley Barba 30-152, Timmy Chang-Wo 12-167, Agan 1(-8), Rayson Cacal 1-9, Malama 8-55.

PASSING -- Castle: Botelho 21-39-0-274. **Waimea:** Agan 2-5-0-23.

RECEIVING -- Castle: Keliiholokai 2-12, Ho 3-31, Kaneao 3-25, Lum 8-136, Ah Nee 2-39, Suzui 2-33, Randon Ah Mow 1-(-2). **Waimea:** Villanueva 1-9, Chang Wo 1-14.

Quarterfinal – Friday, Nov. 16, 2001 – Wong Stadium

Kailua 53, Waiakea 8

	1	2	3	4	Total
Kailua (10-2)	6	26	14	7	53
Waiakea (8-3)	0	0	8	0	8

Kail – Taleki Mailau 1 run (kick failed)

Kail – Mailau 1 run (pass failed)

Kail – Nathan Leaver 20 run (kick failed)

Kail – Brenton Harbottle 5 run (Harbottle run)

Kail – McDonald Abejon 24 pass from Mailau (pass failed)

Waiak – David Rodrigues 44 pass from Jomo Young (Shannon Camero pass from Young)

Kail – Leaver 16 run (run failed)

Kail – Mailau 12 run (Harbottle run)

Kail – Leaver 86 run (Jonathan Heu kick)

RUSHING – Kailua: Leaver 9-179, Mailau 12-105, Harbottle 16-90, Micah Brown 4-0. **Waiakea:** Young 7-9, Samson Anzai 4-1, Rodrigues 1-(minus 3), Camero 2-(minus 8), Kamlu Keawe 1-(minus 12).

PASSING – Kailua: Mailau 8-13-0--125. **Waiakea:** Young 7-26-0—118, Keawe 1-3-0—24, Kawika Reed 0-4-0—0, Myles Ione 0-1-0—0.

RECEIVING – Kailua: Abejon 2-41, Ryan Lum 2-37, Kealii Kalahiki 3-26, Kerek Kaihenui 1-21. **Waiakea:** Rodrigues 3-79, Ben Fontes 2-27, Camero 1-24, Keawe 1-10, Branden Watanabe 1-2.

Semifinal – Friday, Nov. 23, 2001 – Aloha Stadium

Kahuku 21, Waimea 7

	1	2	3	4	Total
Waimea (8-2)	0	0	0	7	7
Kahuku (13-0)	0	13	8	0	21

Kah -- Ferron Fonoimoana 24 pass from Inoke Funaki (Solomon Lee kick)

Kah -- Fonoimoana 22 pass from Funaki (kick failed)

Kah -- Mulivai Pula 11 run (Jonathan Mapu pass from Funaki)

Waim -- Rayson Cacal 27 interception return (Adrian Agan kick)

Rushing -- Waimea: Chesley Barba 7-12, Jordon Dizon 4-21, Agan 1-0, Timmy Chang Wo 12-54, Cacal 3-(-1), Bandon Malama 1-0, Jon Palacio 1-(-7). **Kahuku:** Funaki 10-129, Pula 9-63, Earvin Atuaia 6-18, F. Fonoimoana 2-5, Kimo Leung-Chio 8-75, Travis Kaka 4-12, Hans Fonoimoana 2-7.

Passing -- Waimea: Agan 1-7-1-6, Palacio 0-2-0-0, Chang Wo 0-2-1-0. **Kahuku:** Funaki 8-19-1-162.

Receiving -- Waimea: Chang Wo 1-6. **Kahuku:** Kaka 1-4, James Kammerer 1-27, Benjamin Chase 3-75, F. Fonoimoana 3-56.

Semifinal – Friday, Nov. 23, 2001 – Aloha Stadium

Saint Louis 49, Kailua 7

	1	2	3	4	Total
Saint Louis (10-0-1)	14	21	14	0	49
Kailua (10-3)	0	7	0	0	7

StL -- Prince Brown 1 run (Mike Houar kick)

StL -- Barry Batts 4 run (Houar kick)

StL -- Brown 16 run (Houar kick)

Kail -- David Kaihenui 65 pass from Taleki Mailau (John Heu kick)

StL -- Jason Rivers 9 pass from Bobby George (Houar kick)

StL -- Rivers 31 pass from George (Kaeo Adams kick)

StL -- Rivers 47 pass from George (Adams kick)

StL -- Todd Dickerson 41 fumble recovery (Adams kick)

RUSHING -- St. Louis: Brown 10-71, Batts 6-59, Cabansag 10-50, Bowman 3-26, Ross Dickerson 4-15, Higa 5-14, George 2-(-14), Kubic 1-(-15). **Kailua:** Mailau 14-33, Leaver 2-1, Harbottle 5-(-2).

PASSING -- St. Louis: George 8-12-3-1-198, Sokugawa 1-2-0-0-43, Kubic 0-1-0-0. **Kailua:** Mailau 8-15-1-2-125.

RECEIVING -- St. Louis: Rivers 7-179, Bowman 1-43, Fernandez 1-19. **Kailua:** Kaihenui 3-66, Kalahiki 2-27, Soalo 1-20, Kalaaui 1-11, Abejon 1-1.

Championship – Friday, Nov. 30, 2001 – Aloha Stadium. Attendance: 24,841

Kahuku 21, Saint Louis 14

	1	2	3	4	Total
Kahuku (14-0)	0	7	14	0	21
Saint Louis (10-1-1)	0	7	0	7	14

Kah -- Mulivai Pula 3 run (Solomon Lee kick)

StL -- Jason Rivers 34 pass from Chris Sokugawa (Michael Houar kick)

Kah -- Inoke Funaki 76 run (Lee kick)

Kah -- Pula 82 run (Lee kick)

StL -- Rivers 10 pass from Bobby George (Houar kick)

Team Statistics	Kahuku	Saint Louis
First Downs	12	10
Rushes-Yards	50-334	13-27
Passing Yards	28	188
Total Offense	61-362	50-215
Passes (Att-Cmp-Int)	8-3-0	39-18-0
Punt Returns-Yards	1-8	0-0
Kickoff Return-Yards	1-16	3-45
Fumbles-Lost	3-1	0-0
Penalties-Yards	11-118	6-44
Punts (No-Avg.)	5-26.4	3-33.0
Time of Possession	31:03	16:57

RUSHING -- Kahuku: Mulivai Pula 2-212, Inoke Funaki 16-111, Kimo Leung-Chio 7-21, Ferron Fonoimoana 1-3, Robert Tuifua 1-3, Earvin Atuaia 1-1, Team 1-(minus-14). **St. Louis:** Ross Dickerson 3-18, Prince Brown 2-8, Keahua Bowman 1-4, Bobby George 3-2, Justin Cabansag 1-0, Chris Sokugawa 1-(-2), B.J. Batts 3-(minus-4).

PASSING -- Kahuku: Funaki 3-8-0-28. **St. Louis:** George 15-37-0-145, Sokugawa 2-2-0-43.

RECEIVING -- Kahuku: James Kammerer 2-19, Pula 1-9. **St. Louis:** Rivers 6-98, Kainoa Fernandez 5-48, Tito Sallas 3-24, Dickerson 2-16, Bowman 1-2.

LEADING TACKLERS -- Kahuku: Darrell Tachibana 9 tackles, Jonathan Mapu 6 hurries. **St. Louis:** Tualai Fonoti 11 tackles, Timo Paepule 10 tackles.

2002



Quarterfinal – Friday, Nov. 22, 2002 – Aloha Stadium

Castle 35, Hawaii Prep 0

	1	2	3	4	Total
Hawai'i Prep	0	0	0	0	0
Castle	0	13	8	14	35

CAST—Ikaika Ho 13 pass from Jacob Ramos (Ethan Gonsalves kick)

CAST—Ramos 14 run (run failed)

CAST—Jared Suzui 74 punt return (Ramos run)

CAST—Louis Mansanas 6 run (Gonsalves kick)

CAST—Ernesto Lopez 44 interception return (Gonsalves kick)

RUSHING--Hawai'i Prep: Brad Lau 27-137, Carl Lam 0-1 (fumble), Leighton Hind IV 2-0, Patrick Blasdell 16-(minus 26). Castle: Kawika Sebay 8-79, Jacob Ramos 9-36, Emil Kruse 1-6, Louis Mansanas 1-6, Elde Agcaoili 1-2.

PASSING--Hawai'i Prep: Blasdell 4-15-1--71. Castle: Ramos 14-22-1--166, Mansanas 2-3-0--23.

RECEIVING--Hawai'i Prep: Kyle Lee 1-42, Carl Lam 2-23, Scott Paulson 1-6. Castle: Ho 5-67, Suzui 5-66, Kawika Sebay 4-41, Blaze Soares 1-8, Gonsalves 1-7.

Quarterfinal – Friday, Nov. 22, 2002 – Aloha Stadium

Saint Louis 41, Farrington 23

	1	2	3	4	Total
Saint Louis	7	7	14	13	41
Farrington	7	10	0	6	23

Farr—Matt Bell 31 pass from Royce Machado (Smith Lafaele kick)

StL—Jason Rivers 2 run (Kaeo Adams kick)

Farr—FG Lafaele 31

StL—Shane Butcher 27 pass from Bobby George (Adams kick)

Farr—Bell 15 pass from Machado (Lafaele kick)

StL—B.J. Batts 49 run (Adams kick)

StL—Rivers 28 pass from George (Adams kick)

StL—Justin Cabansag 1 run (Adams kick)

StL—Batts 3 run (kick blocked)

Farr—Bell 31 pass from Machado (run failed)

RUSHING—St. Louis: Cabansag 10-61, Batts 11-102, Rivers 2-17, Wyatt Williams 3-14, Derrick Huhu 1-(minus 2), Kealii Perbera 1-9, Justin Kruse 1-(minus 3), Stanley Nihipali 1-20. Farrington: Bell 14-50, Jostin Waiialae 2-3, Machado 12-51.

PASSING—St. Louis: George 20-28-3-225. Farrington: Machado 17-25-0-196, Bell 2-3-0--59.

RECEIVING—St. Louis: Butcher 5-54, Rivers 10-137, Batts 1-(minus 1), Johnny Gentry 3-24, Cabansag 1-11. Farrington: Dionte Nomaaea 8-125, Alvin Faumui 1-17, Bell 10-113.

Quarterfinal – Friday, Nov. 22, 2002 – Vidinha Stadium

Waimea 24, Kailua 21

	1	2	3	4	Total
Kailua	7	0	0	14	21
Waimea	3	21	0	0	24

Kail—Bradley Ching 16 pass from Ransen Kepa (Albert Kaleo kick)

Waim—FG Cory Rita 37

Waim—Jordon Dizon 1 run (Rita kick)

Waim—Dane Koga 25 Interception return (Rita kick)

Waim—Dizon 1 run (Rita kick)

Kail—Dylan Linkner 10 pass from Kepa (Kaleo kick)

Kail—Kelalii Kalahiki 14 pass from Kepa (Kaleo kick)

RUSHING—Kailua: Nathan Leaver 14-50, Kepa 11-20, Eric Sua 7-18, Kalahiki 3-minus 4. Waimea: Dizon 23-64, Pomaikai Chang-Woo 5-29, Hon Palacio 4-9, Koga 1-minus 4.

PASSING—Kailua: Kepa 18-27-6—241. Waimea: Palacio 4-11—107.

RECEIVING—Kailua: Kalahiki 5-80, Ching 5-66, David Daihenui 4-46, Bronson Kamaka 2-28, Linkner 2-21. Waimea: Tyson Fernandez 2-77, Dizon 1-10, Austin Alquiza 1-20.

Quarterfinal – Friday, Nov. 22, 2002 – War Memorial Stadium

McKinley 28, Baldwin 14

	1	2	3	4	Total
McKinley	7	0	7	14	28
Baldwin	0	6	0	8	14

McK—Iama Lauvao 8 pass from Abel Werner (John Mai kick)

Bald—FG Michael Donohoo 22

Bald—FG Donohoo 45

McK—Michael Vasconcellos 3 run (Mai kick)

McK—Werner 9 run (kick failed)

Bald—Kaluka Maiava 1 run (J.J. Eno run)

McK—Quinton Sayers 28 run (Vasconcellos pass from Werner)

RUSHING—McKinley: Werner 12-(minus 10), Vasconcellos 20-75, Bumanglag 3-20, Golden Lawrence 1-(minus 3), Sayers 1-28. Baldwin: Donohoo 4-(minus 4), Waylen Costa 13-20, Akamu Aki 1-8, Gered Mochizuki 1-7, Maiava 1-1.

PASSING—McKinley: Werner 15-27-1--248. Baldwin: Donohoo 15-32-2--207.

RECEIVING—McKinley: Lauvao 2-49, Bumanglag 4-32, Iakopo Taumua 1-12, Isaiah Iaea 7-94, Anapuni Coleman 1-61. Baldwin: Aki 6-59, Eno 5-95, Mochizuki 2-9, Cody Nakamura 1-38, Reid Kaya 1-6.

Semifinal – Friday, Nov. 29, 2002 – Aloha Stadium

Saint Louis 51, Waimea 0

	1	2	3	4	Total
Waimea	0	0	0	0	0
Saint Louis	23	21	7	0	51

StL -- Pono Vierra 44 punt return (Kaeo Adams kick)
StL -- Shane Butcher 19 pass from Bobby George (Adams kick)
StL -- FG Adams 30
StL -- Justin Cabansag 1 run (kick failed)
StL -- B.J. Batts 3 run (Adams kick)
StL -- Batts 1 run (Adams kick)
StL -- Cabansag 2 run (Adams kick)
StL -- Tani Nahalea 16 fumble recovery (Adams kick)

RUSHING -- Waimea: Jordon Dizon 21-25, Rhyan Parbo 2-9, Gary Mata 2-0, Jon Palacio 3-(-15). **St. Louis:** Cabansag 12-91, Batts 7-67, Justin Kruse 5-17, George 3-16, Wyatt Williams 6-11, Derrick Hohu 1-10, Kealii Perbera 2-7, Jason Rivers 1-2.

PASSING -- Waimea: Palacio 4-14-4-55, Austin Alquiza 0-1-0-0. **St. Louis:** George 7-14-0-109, Stanley Nihipali 0-2-1-0.

RECEIVING -- Waimea: Dane Koga 2-33, Tyson Fernandez 1-24, Dizon 1-(-2). **St. Louis:** Butcher 4-67, Rivers 2-27, Shawn Kauleinamoku 1-15.

Semifinal – Friday, Nov. 29, 2002 – Aloha Stadium. Attendance: 8,077

Castle 27, McKinley 21 (3 OT)

	1	2	3	4	OT1	OT2	OT3	Total
McKinley	0	0	7	7	0	7	0	21
Castle	0	0	0	14	0	7	6	27

McK -- Iama Lauvao 34 pass from Abel Werner (John Mai kick)
Cast -- Ikaika Ho 71 punt return (Ethan Gonsalves kick)
McK -- Isaiah Iaea 18 pass from Werner (Mai kick)
Cast -- Jacob Ramos 1 run (Gonsalves kick)
McK -- Werner 1 run (Mai kick)
Cast -- Ramos 17 run (Gonsalves kick)
Cast -- Sebay 9 run

RUSHING — McKinley: Michael Vasconcellos 21-46, Werner 15-(minus 23), Joshua Bumanglag 1-(minus 1). **Castle:** Sebay 15-70, Jared Suzui 1-4, Ramos 17-39.

PASSING — McKinley: Werner 15-40-4—216, **Castle:** Ramos 18-29-1—162.

RECEIVING — McKinley: Lauvao 6-97, Iaea 4-84, Bumanglag 2-15, Vasconcellos 3-20. **Castle:** Suzui 6-37, Sebay 4-18, Ho 6-63, Matt Kanahale 1-32, Ernesto Lopez 1-12.

Championship – Friday, Dec. 6, 2002 – Aloha Stadium. Attendance: 10,935

Saint Louis 34, Castle 15

	1	2	3	4	Total
Saint Louis	7	13	7	7	34
Castle	0	6	3	6	15

(Note: Game called with 43 seconds remaining in the 4th quarter as all players left the bench during a fight on the field.)

StL -- Shaun Kauleinamoku 4 pass from Bobby George (Kaeo Adams kick)

StL -- B.J. Batts 1 run (Adams kick)

Cas -- FG Ethan Gonsalves 25

Cas -- FG Gonsalves 36

StL -- B.J. Batts 99 kickoff return (kick failed)

Cas -- FG Gonsalves 32

StL -- Justin Cabansag 3 run (Adams kick)

Cas -- Ernesto Lopez 23 blocked field goal return (kick failed)

StL -- Batts 10 run (Adams kick)

Team Statistics	St. Louis	Castle
First Downs	15	12
Rushes-Yards	36-163	27-50
Passing Yards	170	160
Total Offense	56-333	57-210
Passes (Att-Cmp-Int)	20-11-1	30-13-3
Punt Returns-Yards	2-1	3-62
Kickoff Return-Yards	3-106	4-106
Fumbles-Lost	5-1	3-1
Penalties-Yards	9-69	5-36
Punts (No-Avg.)	7-30.4	4-30.8
3rd Down Conversions	2-9	2-11
4th Down Conversions	0-0	0-2
Time of Possession	26:01	21:16

RUSHING -- St. Louis: Batts 11-73, Cabansag 19-106, Jason Rivers 1-3, Wyatt Williams 1-(minus-5), George 4-(minus-14). **Castle:** Kawika Sebay 7-30, Jacob Ramos 16-22, Jared Suzui 1-5, Louis Mansanas 3-(minus-7).

PASSING -- St. Louis: George 11-20-1-170. **Castle:** Ramos 13-30-3-160.

RECEIVING -- St. Louis: Shane Butcher 3-91, Rivers 4-44, Batts 3-31, Kauleinamoku 1-4. **Castle:** Ikaika Ho 3-40, Suzui 6-73, Ernesto Lopez 1-8, Sebay 2-11, Matt Kanahela 1-28.

2003 Division 1



Quarterfinal – Friday, Nov. 21, 2003 – Aloha Stadium

Kahuku 41, Kauai 3

	1	2	3	4	Total
Kauai	0	3	0	0	3
Kahuku	0	7	27	7	41

Kauai -- Cody Kimura FG 21

Kah -- Paea Vaimoui 3 run (Michael Tuia kick)

Kah -- Vaimoui 8 run (Tuia kick)

Kah -- Toriano Taulogo 60 punt return (kick failed)

Kah -- Vaimoui 1 run (Dustin Huddy rush)

Kah -- Bronson Ponciano-Ahue 4 run (rush failed)

Kah -- Dustin Huddy 42 run (Tuia kick)

RUSHING—Kaua'i: Kekoa Crowell 4-20, Niko Elvienia 6-4, West Victorino 3-(minus 3), Kevin Cadiente 3-(minus 11). Kahuku: Dustin Huddy 10-89, Paea Vaimoui 14-50, Cy Naki 5-33, Manu Ngatikaura 3-18, Bronson Ponciano-Ahue 3-16, Kurtney Silva 2-13, Simote Vea 3-13, Spencer Hafoka 2-5, Michael Garcia 1-4, Jon Rickertson 1-3, Keola Silva 1-1.

PASSING—Kaua'i: Crowell 9-23-2—97, Kaulana Lemke 0-10-2—0, Victorino 0-1-0—0. Kahuku: Ponciano-Ahue 1-7-0—9, Silva 2-7-0—32.

RECEIVING—Kaua'i: Cadiente 3-42, Garen Itamura 3-15, Justin Arakaki 2-38, Elvienia 1-2. Kahuku: Frank Bracewell 1-21, Stanley Kava 1-11, Naki 1-9.

Quarterfinal – Friday, Nov. 21, 2003 – Kea'au Stadium

Farrington 27, Hilo 0

	1	2	3	4	Total
Farrington	7	14	6	0	27
Hilo	0	0	0	0	0

Farr – Alvin Faumui 47 pass from Eti Atonio (Ropeti Gafa kick)

Farr – Matt Bell 4 run (Gafa kick)

Farr – Faumui 17 pass from Atonio (Gafa kick)

Farr – Bell 15 run (kick failed)

RUSHING—Farrington: Bell 22-119, Ameko Vaimasanuu 3-13, Faumui 1-(minus 2), Atonio 5-(minus 11), Jostin Waialae 2-5, James Manuwai 1-2, Kenneth Faumui 1-8, James Hakuole 3-13. Hilo: Royden Nabarro 17-141, Matt Haasenritter 7-(minus 4), Wendell Castro 1-(minus 9), Shawn Dearing 1-(minus 4), Nui Spikes 3-(minus 1).

PASSING—Farrington: Atonio 11-15-1—179. Hilo: Haasenritter 3-6-2—23.

RECEIVING—Farrington: Faumui 6-126, Bell 3-29, Harrison Harris 2-24. Hilo: Kekoa Chavez 1-4, Dearing 1-21, Keoni Cooper 1-minus 2.

Quarterfinal – Friday, Nov. 21, 2003 – Aloha Stadium

Saint Louis 47, Mililani 12

	1	2	3	4	Total
Saint Louis	7	13	27	0	47
Mililani	0	6	0	6	12

StL -- Desmond Hanohano 81 pass from Kealii Perbera (C.J. Santiago kick)

StL -- Hanohano 7 pass from Perbera (kick failed)

Mil -- Jon Santos 53 pass from Maka Kahoano (kick failed)

StL -- Hanohano 34 pass from Perbera (Santiago kick)

StL -- Hanohano 63 pass from Perbera (Santiago kick)

StL -- Gabriel Vierra 46 interception return (Bruce Mann kick)

StL -- B.J. Batts 2 run (Santiago kick)

StL -- Stanley Nihipali 8 run (kick failed)

Mil -- Santos 40 pass from Kahoano (kick failed)

RUSHING—Saint Louis: Batts 10-55, Nihipali 2-14, Shaun Kauleinamoku 1-5, Cody Wells 1-1, Wyatt Williams 2-0, Maka'ala Kuewa 1-(minus 1), Perbera 2-(minus 7). Mililani: Apduhan 13-63, Peter Raneses 6-28, Carlo Raneses 5-19, Aran Bisho 2-1, Kahoano 9-(minus 6).

PASSING—Saint Louis: Perbera 9-16-0—290, Nihipali 1-2-0—43. Mililani: Kahoano 11-21-1—160

RECEIVING—Saint Louis: Hanohano 9-307, Aaron Bain 1-26. Mililani: Bisho 5-41, Santos 4-105, Michael Pacada 1-11, P. Raneses 1-3.

Quarterfinal – Friday, Nov. 21, 2003 – War Memorial Stadium**Baldwin 20, Kailua 13**

	1	2	3	4	Total
Kailua	0	6	0	7	13
Baldwin	7	6	0	7	20

Bald – Shevis Shima 58 pass from Roy Antolin (JJ Eno kick)

Bald – FG Eno 28

Kail – Damien Torres 18 run (kick blocked)

Bald – FG Eno 17

Bald – Kaluka Maiava 16 run (Eno kick)

Kail – Torres 34 run (Michael Sakaba kick)

RUSHING—Kailua: Kelroy Kohatsu 9-(minus 6), Kekoa Sua 13-57, Damien Torres 16-98, Ryan Rodrigues 1-0. Baldwin: Roy Antolin 6-4, Waylin Costa 27-143, Kaluka Maiava 4-19, Larrin Wada 1-0.

PASSING—Kailua: Kohatsu 1-7-1—27. Baldwin: Antolin 8-14-1—125.

RECEIVING—Kailua: Sua 1-27. Baldwin: J.J. Eno 2-9, Shevis Shima 3-106, Cody Nakamura 1-11, Costa 1-minus 7, Maiava 1-6.

Semifinal – Friday, Nov. 28, 2003 – Aloha Stadium

Kahuku 35, Farrington 7

	1	2	3	4	Total
Kahuku	7	8	14	6	35
Farrington	7	0	0	0	7

Farr-- Matt Bell 5 pass from Alvin Faumui (Ropeti Gafa kick)

Kahu -- Dustin Huddy 3 run (Michael Tuia kick)

Kahu -- Darre Magalogo 19 run (Huddy run)

Kahu -- Tevita Finau 30 pass from Waika Carvalho (Tuia kick)

Kahu -- Torian Taulogo 48 punt return (Tuia kick)

Kahu -- Spencer Hafoka 31 pass from Kurtney Silva (kick failed)

RUSHING—Kahuku: Huddy 13-85, Cy Naki 7-58, Paea Vaimoui 4-56, Magalogo 5-47, Afa Garrigan 1-29, Hyrum Moors 6-12, Kamuela Alisa 1-0, Carvalho 6-(minus 1), Silva 2-(minus 4), MJ Ngatikaura 1-(minus 5). Farrington: Matt Bell 17-60, Jostin Waialae 3-10, Ame Vaimasanuu 1-(minus 1), Eti Atonio 10-(minus 22).

PASSING—Kahuku: Carvalho 10-17-1—195. Silva 2-4-0—40, Redmond Tutor 0-1-0—0. Farrington: Atonio 6-16-2—75, Faumui 1-4-0—5.

RECEIVING—Kahuku: Hafoka 6-133, Finau 3-86, Frank Bracewell 2-7, Naki 1-9. Farrington: Bell 4-22, Faumui 2-32, Harrison Harris 1-26.

Semifinal – Friday, Nov. 28, 2003 – Aloha Stadium. Attendance: 6,882

Saint Louis 48, Baldwin 6

	1	2	3	4	Total
Baldwin	6	0	0	0	6
Saint Louis	10	12	19	7	48

StL--Desmond Hanohano 55 pass from Kealii Perbera (Charles Santiago kick)

Bald--Cody Nakamura 23 pass from Roy Antolin (J.J. Eno kick)

StL--Santiago 29 FG

StL--B.J. Batts 11 run (kick blocked)

StL--Johnny Gentry 2 pass from Perbera (kick blocked)

StL--Batts 92 kickoff return (kick failed)

StL--Gentry 17 pass from Perbera (Santiago kick)

StL--Batts 1 run (kick failed)

StL--Dayne Nohara 58 interception return (Santiago kick)

RUSHING—Baldwin: Weylin Costa 18-68, Antolin 5-54, J.J. Eno 1-6, Shevis Shima 2-(minus 6). Saint Louis: Batts 16-92, Shaun Kauleinamoku 5-16, Stanley Nihipali 1-9, Wyatt Williams 2-9, Kevin Sullivan 1-5, Cody Wells 1-5, Perbera 1-2, Lechman Fiaseu 1-(minus 2).

PASSING—Baldwin: Antolin 10-29-4—140. Saint Louis: Perbera 17-27-0—290, Nihipali 0-1-0—0.

RECEIVING—Baldwin: Eno 4-43, Nakamura 3-43, Shima 2-47, Kahai Sevilla 1-7. Saint Louis: Kauleinamoku 8-73, Hanohano 3-107, Gentry 3-43, Nicholas Inferrera 1-42, Batts 1-13, Maka'ala Kuewa 1-12.

Championship – Friday, Dec. 5, 2003 – Aloha Stadium. Attendance: 15,061
Kahuku 27, Saint Louis 26

	1	2	3	4	Total
Saint Louis	7	9	7	3	26
Kahuku	7	0	14	6	27

Kah--Paea Vaimoui 11 run (Michael Tuia kick)
 StL--Shaun Kauleinamoku 5 run (C.J. Santiago kick)
 StL--FG Santiago 37
 StL--FG Santiago 26
 StL--FG Santiago 36
 StL--Wyatt Williams 1 run (Santiago kick)
 Kah--Darren Magalogo 5 run (Vaimoui run)
 Kah--Dustin Huddy 2 run (pass failed)
 StL--FG Santiago 36
 Kah--Magalogo 3 run (pass failed)

Team Statistics	Saint Louis	Kahuku
First Downs	18	15
Rushes-Yards	34-101	45-244
Passing Yards	180	96
Total Offense	59-281	59-340
Passes (Att-Cmp-Int)	25-13-2	14-3-2
Punt Returns-Yards	0-0	2-66
Kickoff Return-Yards	5-62	4-105
Fumbles-Lost	1-0	4-2
Penalties-Yards	4-27	9-65
Interceptions-Yards	2-0	2-46
Punts (No-Avg.)	3-28.3	1-16.0
3rd Down Conversions	6-14	5-12
4th Down Conversions	0-0	1-4
Time of Possession	27:16	20:44

RUSHING: Saint Louis, B.J. Batts 23-101, Kauleinamoku 4-17, Williams 2-5, Kealii Perbera 4-(minus-9), Stanley Nihipali 1-(minus-13). Kahuku, Vaimoui 17-131, Waika Carvalho 9-38, Cy Naki 6-29, Magalogo 7-27, Huddy 6-19.

PASSING: Saint Louis, Perbera 13-25-2-180. Kahuku, Carvalho 3-14-2-96.

RECEIVING: Saint Louis, Desmond Hanohano 6-116, Kauleinamoku 3-14, Batts 2-14, Aaron Bain 1-22, Maka'ala Kuewa 1-14. Kahuku, Spencer Hafoka 2-62, Tevita Ofa 1-34.

2004 Division 1



Quarterfinal – Friday, Nov. 19, 2004 – Kealakehe Stadium

Leilehua 28, Kealakehe 7

	1	2	3	4	Total
Leilehua	0	14	7	7	28
Kealakehe	7	0	0	0	7

Kea — Bo Montgomery 13 pass from Eddie Lee (Bryant Sawada kick)

Lei — Mene Coffin 4 pass from Bryant Moniz (Ryan Bibilone kick)

Lei — Justin Lawelawe 6 run (Bibilone kick)

Lei — Chustin Senas 20 pass from Moniz (Bibilone kick)

Lei — Lawelawe 38 run (Bibilone kick)

RUSHING — Lei: Lawelawe 14-87, Guy Cantrell 6-29; Kea: Jinho Tohara 28-115, Max Papali'i 4-20, Jamie Au Hoon 1-2, Shaun Santiago 2-(minus-3), Malkum Cochero-Wimbish 2-(minus-3), Tai Papali'i 1-(minus-3).

PASSING — Lei: Moniz 20-36-0—188, Anthony Palomares 0-1-0—0; Kea: Lee 2-8-1—18, Tohara 0-2-0—0.

RECEIVING — Lei: Palomares 7-81, Lawelawe 5-36, Cantrell 3-19, Senas 1-20, Tianeve Tyrell-Edra 1-13, BJ Fruean 1-8, Dwight Villanueva 1-7, Coffin 1-4; Kea: Montgomery 1-13, Cochero-Wimbish 1-5.

Quarterfinal – Friday, Nov. 19, 2004 – War Memorial Stadium

Lahainaluna 41, Mililani 34

	1	2	3	4	Total
Mililani	0	6	13	15	34
Lahainaluna	6	15	0	20	41

Lah—Rylan Ancog 7 pass from Preston Medeiros (kick blocked)

Lah—Wayne Phillips 4 run (Medeiros run)

Mili—Jordan Apduhan 17 run (kick failed)

Lah—Glen Kuresa 42 fumble return (Colby Wykoff kick)

Mili—Nick Rogers 14 pass from Maka Kahoano (Jordan Torres kick)

Mili—Rogers 21 fumble recovery after Torres 21 pass from Kahoano (run failed)

Mili—Rogers 16 pass from Kahoano (Tercy pass from Kahoano)

Lah—Phillips 9 run (kick failed)

Lah—Kuresa 8 run (Wykoff kick)

Mili—Kahoano 2 run (Torres kick)

Lah—Medeiros 1 run (Wykoff kick)

RUSHING—Mililani: Kahoano 10-16, Kekoa Perbera 13-59, Torres 6-19, Joseph Greene 1-3, Jordan Apduhan 8-64, Jason Alexander 2-8. Lahainaluna: Medeiros 7-14, Phillips 16-144, Maielua 12-64, Tony Tafea 1-1, Carson Chihara 2-3, Team 1-(minus 19), Kuresa 3-33.

PASSING—Mililani: Kahoano 9-15-1—158. Lahainaluna: Medeiros 7-12-0—162, Phillips 0-1-1—0.

RECEIVING—Mililani: Rogers 3-56, Perbera 3-51, Torres 1-24, Josh Moracco 2-27. Lahainaluna: Stanley Malamala 2-60, Ancog 4-90, Phillips 1-12.

Semifinal – Friday, Nov. 26, 2004 – Aloha Stadium

Leilehua 17, Kahuku 14

	1	2	3	4	Total
Leilehua	10	7	0	0	17
Kahuku	0	6	0	8	14

Lei—FG Ryan Bibilone 35

Lei—Chustin Senas 10 pass from Bryant Moniz (Bibilone kick)

Kah—Siaosi Lauhingoa 8 run (run failed)

Lei—Justin Lawelawe 25 run (Bibilone kick)

Kah—Redmond Tutor 25 pass from Bronson Ponciano-Ahue (Ponciano-Ahue pass from Spencer Hafoka).

RUSHING—Leilehua: Justin Lawelawe 21-61, Guy Cantrell 3-7, Bryant Moniz 1-4, Team 2-(minus 2).
Kahuku: Malosi Te'o 11-53, Simi Alo 2-34, Kamuela Alisa 2-32, Micah Strickland 7-23, Bronson Ponciano-Ahue 6-21, Siaosi Lauhingoa 7-14, Kaulin Krebs 1-0.

PASSING—Leilehua: Moniz 19-35-1—176, Kahuku: Ponciano-Ahue 3-8-0—47, Krebs 1-1-0—8.

RECEIVING— Leilehua: Chustin Senas 8-100, Anthony Palomares 6-49, J. Lawelawe 3-9, Cantrell 1-15, Mene Coffin 1-3. Kahuku: Spencer Hafoka 3-30, Redmond Tutor 1-25.

Semifinal – Friday, Nov. 26, 2004 – Aloha Stadium. Attendance: 9,129

KS Kapalama 21, Lahainaluna 6

	1	2	3	4	Total
KS Kapalama	7	0	0	14	21
Lahainaluna	0	0	6	0	6

KS—Ikaika Hardie 33 pass from Pono Kam (Kepa Gaison kick)

Lah—Preston Medeiros 2 run (kick failed)

KS—Jason Rego 3 run (Gaison kick)

KS—Hardie 2 pass from Parker Bode (Gaison kick)

RUSHING—Kamehameha: Rego 30-167, Tyson Fujimoto 4-2, Kam 2-28, Kamuela Kapanui 2-5, Team 1-0, Hardie 1-(minus 3). Lahainaluna: Wayne Phillips 8-40, Paul Maielua 14-33, Medeiros 2-12, Glen Kuresa 1-11, Tony Tafea 3-10, Carson Chihara 3-(minus 7).

PASSING—Kamehameha: Kam 5-8-1—83, Bode -1-3-0—2. Lahainaluna: Medeiros 4-21-1—104.

RECEIVING—Kamehameha: Hardie 4-50, Waika Spencer 1-31, Kapanui, 1-4. Lahainaluna: Stanley Malamala 2-79, Rylan Ancog 1-19 Raymond Akoi 1-6.

Championship – Friday, Dec. 3, 2004 – Aloha Stadium. Attendance: 17,757

KS Kapalama 28, Leilehua 7

	1	2	3	4	Total
Leilehua	0	7	0	0	7
KS Kapalama	0	0	14	14	28

LEI—Sione Faleofa 1 run (Ryan Bibilone kick)

KS—Jacob Ho 4 pass from Pono Kam (Kepa Gaison kick)

KS—Jason Rego 79 run (Gaison kick)

KS—Ikaika Hardie 3 pass from Kam (Gaison kick)

KS—Aaron Nichols 25 pass from Kam (Gaison kick)

RUSHING—Leilehua: Justin Lawelawe 11-39, Faleofa 1-1, Bryant Moniz 5-(minus 44).

Kamehameha: Rego 39-212, Hardie 4-33, Parker Bode 1-0, Tyson Fujimoto 5-(minus 4).

PASSING—Leilehua: Moniz 15-36-4—231. Kamehameha: Kam 5-9-0—59, Bode 4-8-2—31.

RECEIVING—Leilehua: Chustin Senas 7-119, Lawelawe 3-54, Anthony Palomares 3-42, Dwight Villanueva 2-16. Kamehameha: Hardie 5-31, Nichols 3-55, Ho 1-4.

2005 Division 1



Quarterfinal – Friday, Nov. 18, 2005 – Kealakehe Stadium

Waianae 21, Kealakehe 14

	1	2	3	4	Total
Waianae	0	21	0	0	21
Kealakehe	0	7	7	0	14

Wai—Darius Fuller 10 run (Curtis Jones run)

Wai—Fuller 25 pass from Liko Manuel (William Duseigner kick)

Kea—Keoki Limahai 3 run (Lanakila Ynigues kick)

Wai—Douglas Newman 27 pass from Manuel (kick failed)

Kea—Gabe Tuata 8 pass from Limahai (Ynigues kick)

RUSHING — Wai'anae: Jones 7-27, Nui Stevens 17-115, Joshua Telles 3-(minus-2), Fuller 6-13, Manuel 1-18, Chris Santiago-Yoshioka 1-8, Henry Keomalua 3-1. Kealakehe: Tai Papali'i 3-12, Max Papali'i 4-1, Shaun Santiago 19-82, Jordan Gacayan 1-4, Tuata 3-6, Limahai 7-43.

PASSING — Wai'anae: Manuel 6-13-0—123, Keomalua 4-6-0—47. Kealakehe: T. Papali'i 3-5-0—71, Limahai 3-5-1—26.

RECEIVING — Wai'anae: Stevens 2-32, Fuller 2-46, Newman 4-64, Charles Humble 1-9, Jones 1-19. Kealakehe: Matt Orvis 1-27, Tuata 3-69, Santiago 1-(minus-4), M. Papali'i 1-5.

Quarterfinal – Saturday, Nov. 19, 2005 – Aloha Stadium

Punahou 35, Aiea 14

	1	2	3	4	Total
Punahou	21	7	0	7	35
Aiea	6	0	0	8	14

Pun—Miah Ostrowski 72 punt return (River Kim kick)

Pun—Colin Vilorio 13 run (Kim kick)

Pun—Vilorio 5 run (Kim kick)

'Aiea—Lofa Li'ili'i 97 kickoff return (kick blocked)

Pun—Ostrowski 20 pass from Brett Kan (Kim kick)

Pun—Ostrowski 9 pass from Kan (Kim kick)

'Aiea—Lahaina Olsen-Kuroda 6 pass from Kali Kuia (Li'ili'i pass from Kuia)

RUSHING—Punahou: Kan 5-13, Vilorio 9-52, Christopher Wong 6-13, Kainoa Carlson 11-37, Zac Yamagishi 1-4, Matt Solomona 2-3. 'Aiea—Kua 6-1, Landen Dela Cruz 1-5, Li'ili'i 5-16, Matt Higa 4-19, Team 1-(minus 3).

PASSING—Punahou: Kan 21-33-2—246, Pono Akina 1-2-1—2. 'Aiea: Kuia 16-24-2—210, Li'ili'i 3-5-1—56, Keenan Naole 1-4-0—11.

RECEIVING—Punahou: Kim 7-80, Ostrowski 8-100, Carlson 4-51, Yamagishi 1-10, Kyle Whitford 2-7. 'Aiea: Josh Blakemore 6-86, Li'ili'i 8-105, Olsen-Kuroda 2-18, Joshua Asuncion 1-12, James Buchanan 3-56.

Semifinal – Saturday, Nov. 26, 2005 – Aloha Stadium

Kahuku 43, Waianae 0

	1	2	3	4	Total
Waianae	0	0	0	0	0
Kahuku	13	6	18	6	43

Kah — Malosi Te'o 2 run (Gary Nagy kick)

Kah — Te'o 27 run (kick failed)

Kah — Micah Wily 82 fumble return (run failed)

Kah — Redmond Tutor 23 pass from Kaulin Krebs (run failed)

Kah — Joe Whittacker 30 run (pass failed)

Kah — Te'o 5 run (pass failed)

Kah — Jason Evans 29 pass from Jacob Kahawai'i (kick failed)

RUSHING — Wai: Nui Stevens 13-42, Darius Fuller 3-8, Liko Manuel 2-(minus-19), Henry Keomalu 2-(minus-7), Curtis Jones 5-4, David Ferreira 3-8, Joshua Telles 1-(minus-2). Kah: Krebs 3-2, Kamuela Alisa 7-35, Te'o 16-140, Whittacker 5-107, Kaliki Unga 6-36.

PASSING — Wai: Manuel 3-13-1—20; Keomalu 1-7-2—43. Kah: Krebs 4-6-0—59; Kahawai'i 2-2-0—40.

RECEIVING — Wai: Douglas Newman 4-63. Kah: Devin Unga 1-21, Evans 4-55, Tutor 1-23.

Semifinal – Saturday, Nov. 26, 2005 – Aloha Stadium. Attendance: 9,629

Punahou 30, Baldwin 7

	1	2	3	4	Total
Punahou	7	0	7	16	30
Baldwin	7	0	0	0	7

Bald—Chase Nakamura 4 pass from Kalehua Moniz (John Takitani kick)

Pun—River Kim 78 pass from Brett Kan (Kim kick)

Pun—Kan 1 run (Kim kick)

Pun—Kan 1 run (Kim kick)

Pun—Kainoa Carlson 5 run (Kim kick)

Pun—Safety, intentional grounding in end zone

RUSHING—Punahou: Carlson 18-49, Colin Viloría 5-9, David White 1-6, Kyle Whitford 1-6, Christopher Wong 3-4, Reid Nakahara 1-2, Kan 4-0, Pono Akina 2-(minus 2). Baldwin: Moniz 9-21, Oli DeCambra 2-6, Chansi Bolosan 3-6, Kyle Kaaihue-Kaimiola 2-5, Kaulana Alo-Kaonohi 7-2, Dane Fernandez 1-(minus 22).

PASSING—Punahou: Kan 15-26-3—169, Akina 0-1-0—0. Baldwin: Moniz 11-24-4—145, Jordan Helle 1-3-0—9.

RECEIVING—Punahou: Miah Ostrowski 6-51, Viloría 3-13, Kim 2-85, Whitford 2-2, Chris Unemori 1-11, Carlson 1-7. Baldwin: Nakamura 4-25, Colten Quinabo 3-29, Alo-Kaonohi 2-17, Kainoa Klask 1-42, Ikaika Lau 1-38, DeCambra 1-3.

Championship – Friday, Dec. 2, 2005 – Aloha Stadium. Attendance: 24,667
Kahuku 28, Punahou 21

	1	2	3	4	Total
Punahou	7	7	7	0	21
Kahuku	0	12	0	16	28

Pun—Zac Yamagishi 27 pass from Brett Kan (River Kim kick)

Kah—Kamuela Alisa 4 run (run failed)

Pun—Kan 1 run (Kim kick)

Kah—Devin Unga 72 pass from Kaulin Krebs (run failed)

Pun—Kyle Whitford 24 pass from Kan (Kim kick)

Kah—Malosi Te'o 79 run (Alisa run)

Kah—Safety, Kaniela Tuipulotu tackled runner in end zone

Kah—Kamuela Alisa 5 run (run failed)

Team Statistics	Punahou	Kahuku
First Downs	15	10
Rushes-Yards	16-19	41-272
Passing Yards	271	138
Total Offense	68-290	50-410
Passes (Att-Cmp-Int)	52-22-3	9-5-0
Punt Returns-Yards	1-3	3-5
Kickoff Return-Yards	5-68	3-45
Fumbles-Lost	0-0	2-2
Penalties-Yards	4-20	8-74
Interceptions-Yards	0-0	3-24
Punts (No-Avg.)	5-40.8	6-39.2
3rd Down Conversions	8-17	1-11
4th Down Conversions	1-3	1-2
Time of Possession	23:11	24:49

RUSHING--Punahou: Kainoa Carlson 9-15, Ryan Nobriga 5-2, Colin Viloría 1-1, Kan 1-1. **Kahuku:** Teo 30-262, Alisa 5-14, Jose Whittacker 3-5, Krebs 3-(-9).

PASSING--Punahou: Kan 22-52-3-271. **Kahuku:** Krebs 5-9-0-138.

RECEIVING--Punahou: Miah Ostrowski 11-108, Whitford 3-89, Carlson 3-27, Yamagishi 2-36, Kim 2-5, Viloría 1-6. **Kahuku:** Unga 2-108, Alisa 1-18, Redmond Tutor 1-7, Jason Evans 1-5.

2006 Division 1



Quarterfinal – Friday, Nov. 17, 2006 – Waianae High School

Waianae 28, #4 Kealakehe 14

	1	2	3	4	Total
Kealakehe (12-1)	0	7	0	7	14
Waianae (8-4)	7	6	8	7	28

WAIAN — Noah Halemano-Lyman 23 pass from Ben McQuown (William Duseignuer kick)

WAIAN — Charles Humble 24 pass from McQuown (kick failed)

KEA — Fetuani Iongi 14 run (Lanakila Ynigues kick)

WAIAN — Joe Abell 8 run (Don Medeiros pass from McQuown)

WAIAN — Cranston Newman 26 pass from McQuown (Duseignuer kick)

KEA — Keoki Limahai 16 pass from Jordan Ursua (Ynigues kick)

RUSHING — Kealakehe: Gabe Tuata 9-29, Iongi 7-44, Ursua 4-16, Max Papalii 1-4, Limahai 6-11.

Wai'anae: David Ferreira 6-23, Medeiros 1-12, Kauwalu 11-84, Danny Kekoanui 3-16, Roy DeMello 3-22, McQuown 2-(minus 13, Abell 11-37, Team 1-(minus 7).

PASSING — Kealakehe: Limahai 9-19-3-110; Ursua 6-9-0-47. **Wai'anae:** McQuown 10-15-1-166.

RECEIVING — Kealakehe: Kelii Noahomoku 2-26, Tuata 6-50, Iongi 2-26, Devan Kepa Kamoku 2-20, Ursua 4-45, Limahai 1-16. **Wai'anae:** Halemano-Lyman 1-23, J.Kauwalu 1-19, Medeiros 1-29, Humble 1-24, Tyson Ranada 1-4, Abell 1-2, Kekoanui 1-11, Ualesi Miller 1-19, Newman 2-35.

Quarterfinal – Friday, Nov. 17, 2006 – War Memorial Stadium

#3 Baldwin 22, Mililani 17

	1	2	3	4	Total
Mililani (4-3)	7	10	0	0	17
Baldwin (10-0-1)	6	3	6	7	22

Bald — Nakamura 36 pass from Helle (kick failed)

Mili — Lawelawe 1 run (Colin Lund kick)

Mili — FG Burns 41

Mili — Torres 1 run (Lund kick)

Bald — FG Fernandez 19

Bald — Nakamura 43 pass from Helle (pass failed)

Bald — Nakamura 14 pass from Helle (Fernandez kick)

RUSHING — Mililani: Torres 21-125, Lawelawe 10-73, Kala Perbera 4-15. **Baldwin:** Bolosan 15-77, Kyle Kaimiola 1-1, Quinabo 1-(minus-5).

PASSING — Mililani: Rustin Funakoshi 12-22-1—175. **Baldwin:** Helle 21-31-2—290.

RECEIVING — Mililani: Scott Burns 2-30, Lund 4-82, Perbera 2-16, B.J. Ogg 2-11, Ikaika Payomo 2-36. **Baldwin:** Nakamura 7-114, Colten Quinabo 5-92, Ikaika Lau 5-70, Skyler Cabacungun 3-30, Levi Aki 1-(minus-16).

Semifinal – Friday, Nov. 24, 2006 – Aloha Stadium. Attendance: 10,691

#2 Kahuku 22, #3 Baldwin 20

	1	2	3	4	Total
Kahuku (10-2)	0	7	7	8	22
Baldwin (10-1-1)	0	10	7	3	20

Kah — Junior Mata'afa 80 run (Kaika Sasaoka kick)

Bald — FG Dane Fernandez 40

Bald — Chase Nakamura 29 pass from Jordan Helle (Fernandez kick)

Bald — David Kaanana fumble recovery in end zone (Fernandez kick)

Kah — Jordan Kapu 25 pass from Richard Torres (Sasaoka kick)

Bald — FG Fernandez 21

Kah — Team safety

Kah — Peleloni Soliai 43 pass from Shiloah Te'o

RUSHING — Kahuku: Mata'afa 9-115, Lehi Aumua 19-108, Neal Lokotui 5-31, Torres 18-61, Blane Beatty 6-21, Kaliki Unga 2-4, Te'o 2-2, Nai Fotu 1-1, Ian Rigterink 1-0. **Baldwin:** Chansi Bolosan 10-43, Nakamura 1-2.

PASSING — Kahuku: Torres 3-9-0—74, Te'o 1-1-0—43. **Baldwin:** Helle 10-23-2—104, Fernandez 0-1-1—0.

RECEIVING — Kahuku: Kapu 3-74, Soliai 1-43. **Baldwin:** Nakamura 5-100, Bolosan 2-(minus 10), Colten Quinabo 1-8, Ikaika Lau 1-4, Canencia-Black 1-2.

Semifinal – Friday, Nov. 24, 2006 – Aloha Stadium. Attendance: 10,691

#1 Saint Louis 10, Wai'anae 7

	1	2	3	4	Total
Wai'anae (8-5)	0	7	0	0	7
Saint Louis (11-0)	0	0	7	3	10

Wai — Miller Ualesi 8 pass from Ben McQuown (Willie Duseigneur kick).

SL — Jacob Barit 9 interception return (Kenton Chun kick).

SL — FG Chun 18.

RUSHING — Wai'anae: Danny Kekoanui 14-64, Justin Kauwalu 12-48, McQuown 9-44, David Ferreira 4-11, Preston Cummings 1-2, team 1-0. **Saint Louis:** Shane Ahlo 3-40, Lene Auelua 10-44, Micah Mamiya 4-23, Keani Nishigaya 6-13, Austin Wakinekona 6-11, Devan Essner 1-0, Tamatoa DeMello 4-7.

PASSING — Wai'anae: McQuown 4-10-2—31, Christopher Santiago-Yoshioka 1-1-0—35. **Saint Louis:** DeMello 3-9-1—53, Mamiya 1-4-0—25.

RECEIVING — Wai'anae: Ualesi 3-26, Richard Tacgere-Bailey 1-35, Joe Abell 1-5. **Saint Louis:** Kulia Aiona 2-41, Ricksson Pacarro 2-37.

Championship – Friday, Dec. 1, 2006 – Aloha Stadium. Attendance: 18,870

Kahuku 7, Saint Louis 6

	1	2	3	4	Total
Kahuku (11-2)	0	0	0	7	7
Saint Louis (11-1)	0	0	0	6	6

SL – Keani Nishigaya 8 run (kick failed)

Kah – Jordan Kapu 14 pass from Richard Torres (Kaika Sasaoka kick)

Team Statistics	Kahuku	Saint Louis
First Downs	15	14
Rushes-Yards	53-289	27-46
Passing Yards	20	99
Total Offense	59-309	46-145
Passes (Att-Cmp-Int)	6-2-0	19-8-0
Punt Returns-Yards	2-54	1-4
Kickoff Return-Yards	2-42	2-60
Fumbles-Lost	2-1	1-1
Penalties-Yards	9-89	6-72
Interceptions-Yards	0-0	0-0
Punts (No-Avg.)	3-28.3	6-34.0
3rd Down Conversions	6-14	3-10
4th Down Conversions	0-3	1-1
Time of Possession	27:49	20:11

RUSHING-- Kahuku: Richard Torres 20-108, Lehi Aumua 12-100, Junior Mataafa 10-43, Neal Lokotui 5-24, Blane Beatty 3-8, Ian Fujinaga 2-7, Nai Fotu 1-(minus 1). **Saint Louis:** Keani Nishigaya 4-21, Shane Ahlo 3-10, Lene Auela 7-10, Tamatoa, DeMello 10-6, Austin Wakinekona 3-(minus 1).

PASSING-- Kahuku: Torres 2-6-0 20. **Saint Louis:** DeMello 8-19-0 99.

RECEIVING-- Kahuku: Jordan Kapu 2-20. **Saint Louis:** Ricksson Pacarro 5-58, Kulia Aiona 1-18, Chase Alcott 1-14, Shane Ahlo 1-9.

2007 Division 1



Quarterfinal – Saturday, Nov. 17, 2007 – Kealakehe High School

Waianae 21, #4 Kealakehe 17

	1	2	3	4	Total
Waianae (9-3)	7	0	7	7	21
Kealakehe (10-3)	0	3	0	14	17

Wai — Ben McQuown 15 run (Vernon Ceno kick)

Kea — FG 32 Lanakila Ynigues

Wai — Eleu Wilson 1 run (Ceno kick)

Kea — Kenneth Whiting 12 pass from Kawai Kanuha (pass failed)

Wai — Danny Kekoanui 6 run (Ceno kick)

Kea — Jeffrey Marks 14 pass from Kanuha (Whiting pass from Kanuha)

RUSHING — **Wai'anae:** Kekoanui 23-198, Jonathan Abell 15-95, Justin Kauwalu 4-16, Toagamalu Brown 2-3, McQuown 8-92, Shawn Brooks 1-8, Keoni Napierala 3-7, RJ Taggere-Bailey 3-9, Wilson 4-10, Glenn Wain 1-12. **Kealakehe:** Keoki Limahai 7-23, Kanuha 3-(minus-3).

PASSING — **Wai'anae:** McQuown 2-6-1—27, Kekoanui 0-1-0—0, Brown 1-1-0-33, Matt Ibanez 0-1-0—0. **Kealakehe:** Kanuha 23-44-2—336, Limahai 0-1-0—0.

RECEIVING — **Wai'anae:** Wain 2-54, Kekoanui 1-6. **Kealakehe:** Jordan Ursua 9-94, Jacob Kimi 1-11, Joshua Fulton 6-155, Marks 4-37, Limahai 1-(minus-1), Whiting 2-40.

Quarterfinal – Saturday, Nov. 17, 2007 – War Memorial Stadium

#3 Baldwin 26, Farrington 14

	1	2	3	4	Total
Farrington (6-4-1)	0	7	7	0	14
Baldwin (9-1)	14	6	6	0	26

Bald—Skyler Cabacungan 41 pass from Jordan Helle (Brock Shishido kick)

Bald—Cabacungan 19 pass from Helle (Shishido kick)

Farr—Apelu So'oalo 1 run (Matt Stowers kick)

Bald—Cabacungan 6 pass from Helle (kick blocked)

Farr—Jimmy Robinson 15 interception return (Stowers kick)

Bald—Chase Nakamura 16 pass from Helle (kick failed)

RUSHING—**Farrington:** Alefosiu Iu 10-13, Apelu So'oalo 22-57, Anthony Noga 1-3. **Baldwin:** Helle 2-(minus 1), Kainalu Garso 1-1, Chansi Bolosan 13-73, Cabacungan 2-4, Aaron Ross 6-(minus 11), David Kaanana 3-(minus 2), Team 1-(minus 2).

PASSING—**Farrington:** Iu 11-28-3—146, Noga 0-1-1—0. **Baldwin:** Helle 17-29-1—200, Cabacungan 0-1-1—0.

RECEIVING—**Farrington:** Drake Miller 2-33, Ani Isumu 4-47, Dayton Kealoha 3-42, Stowers 1-12, So'oalo 1-12. **Baldwin:** Cabacungan 5-75, Chase Nakamura 5-48, Kalei Kamahale 5-75, Kaanana 1-(minus 3), Steven Kamano 1-5.

Semifinal – Saturday, Nov. 24, 2007 – Aloha Stadium. Attendance: 7,842

#1 Saint Louis 44, Waianae 6

	1	2	3	4	Total
Waianae (9-4)	0	0	0	6	6
Saint Louis (11-0)	14	10	14	6	44

Scoring Summary:

1st 05:20 STLOUIS - Stutzmann,Billy 15 pass from Mamiya,Micah (Spencer,Warren kick)
02:46 STLOUIS - Wakinekona 10 run (Spencer,Warren kick)
2nd 06:03 STLOUIS - Mamiya,Micah 1 run (Spencer,Warren kick)
00:53 STLOUIS - Spencer,Warren 32 field goal
3rd 07:33 STLOUIS - DeMello,Tamatoa 29 pass from Mamiya,Micah (Spencer,Warren kick)
04:40 STLOUIS - Stutzmann,Billy 47 pass from Mamiya,Micah (Spencer,Warren kick)
4th 11:15 WAIANAЕ - Bales,Jahsiah 15 pass fr Tacgere-Bailey (Tacgere-Bailey rush failed)
03:54 STLOUIS - Higgins,Jeremy 1 yd run (Spencer,Warren kick blockd)

	WAIANAЕ	STLOUIS
FIRST DOWNS	10	13
RUSHES-YARDS (NET)	33-86	26-60
PASSING YDS (NET)	83	248
Passes Att-Comp-Int.....	17-8-2	21-14-0
TOTAL OFFENSE PLAYS-YARDS	50-169	47-308
Fumble Returns-Yards.....	0-0	0-0
Punt Returns-Yards.....	2-10	4-56
Kickoff Returns-Yards.....	5-84	2-16
Interception Returns-Yards....	0-0	2-2
Punts (Number-Avg).....	6-31.0	3-40.3
Fumbles-Lost.....	6-2	1-1
Penalties-Yards.....	8-75	3-19
Possession Time.....	36:37	26:23
Third-Down Conversions.....	2 of 9	2 of 8
Fourth-Down Conversions.....	0 of 1	1 of 2
Red-Zone Scores-Chances.....	1-1	5-6
Sacks By: Number-Yards.....	1-5	3-25

RUSHING: WAIANAЕ-Abell,Johnathan 9-49; Tacgere-Bailey 5-19; Kauwalu,Justin 2-12; Kekoanui,Danny 6-5; Wain,Glenn 1-1; Jelf,BJ 1-0; Brown,Toagamalu 9-0. STLOUIS-Nishigaya,Keani 6-18; Wakinekona 2-12; Savella,Isaac 2-10; Markwith 1-9; Gonsalves,Lucas 2-8; Feao,Von 2-3; Mamiya,Micah 3-3; Isaia,Hoku 1-0; Tampos,Nainoa 1-0; Higgins,Jeremy 3-minus 1; Valente,Sean 3-minus 2.

PASSING: WAIANAЕ-Tacgere-Bailey 5-9-0-62; Jelf,BJ 2-5-2-11; Brown,Toagamalu 1-3-0-10. STLOUIS-Mamiya,Micah 14-20-0-248; Higgins,Jeremy 0-1-0-0.

RECEIVING: WAIANAЕ-Chongtim,Justin 3-40; Kauwalu,Justin 2-8; Bales,Jahsiah 1-15; Wain,Glenn 1-10; Manuel,Ryan 1-10. STLOUIS-Gonsalves,Lucas 6-71; DeMello,Tamatoa 3-67; Stutzmann,Billy 2-62; Iaea,Ryan 1-20; Wakinekona 1-14; Tuiloma,Michael 1-14.

INTERCEPTIONS: WAIANAЕ-None. STLOUIS-Umu,Marcus 1-2; Kamakana,Casey 1-0.

FUMBLES: WAIANAЕ-Tacgere-Bailey 3-2; Abell,Johnathan 1-0; Manuel,Ryan 1-0; Brown,Toagamalu 1-0. STLOUIS-DeMello,Tamatoa 1-1.

Stadium: Aloha Stadium Attendance: 0
Kickoff time: 4:09 pm End of Game: 6:25 pm Total elapsed time: 2:16
Officials: Referee: Rhys Amimoto; Umpire: Todd Lynch; Linesman: Russ Commings;
Line judge: Jeff Wehrle; Back judge: Gordon nakamoto; Field judge: Scott Smith;
Side judge: James Becker; Scorer: Thomas Yoshida;
Temperature: 82 deg. Wind: NE 15 mph Weather: Fair

Semifinal – Saturday, Nov. 24, 2007 – Aloha Stadium. Attendance: 7,842

#2 Leilehua 41, #3 Baldwin 34

	1	2	3	4	Total
Baldwin (9-2)	13	7	7	7	34
Leilehua (9-4)	0	20	21	0	41

1st 03:54 BALD - Kamahele, Kalei 27 pass fr Helle, Jordan (Shishido, Brock kick fail)
 01:28 BALDWIN - Nakamura, Chase 52 pass from Helle, Jordan (Shishido, Brock kick)
 2nd 04:39 LEILEHUA - Pausa, Bronson 1 run (Garma, Garrison kick blockd)
 03:04 LEILEHUA - Manaea, Elijah 34 pass from Manley, Andrew (Garma, Garrison kick)
 02:29 LEILEHUA - Siavil, Robert 47 fumble recovery (Garma, Garrison kick)
 01:28 BALDWIN - Cabacungan 19 pass from Helle, Jordan (Shishido, Brock kick)
 3rd 08:36 BALDWIN - Cabacungan 14 pass from Helle, Jordan (Shishido, Brock kick)
 07:23 LEILEHUA - Macapagal 21 run (Garma, Garrison kick)
 03:45 LEILEHUA - Pausa, Bronson 1 run (Garma, Garrison kick)
 01:52 LEILEHUA - Macam, Allan 30 pass from Manley, Andrew (Garma, Garrison kick)
 4th 11:08 BALDWIN - Morton, Kahai 18 interception return (Shishido, Brock kick)

	BALDWIN	LEILEHUA
FIRST DOWNS	18	15
RUSHES-YARDS (NET)	16--12	28-58
PASSING YDS (NET)	334	263
Passes Att-Comp-Int.....	50-22-3	38-19-2
TOTAL OFFENSE PLAYS-YARDS	66-322	66-321
Fumble Returns-Yards.....	0-0	1-47
Punt Returns-Yards.....	4-43	4-9
Kickoff Returns-Yards.....	6-112	6-93
Interception Returns-Yards....	2-18	3-44
Punts (Number-Avg).....	6-30.0	8-40.4
Fumbles-Lost.....	4-2	3-1
Penalties-Yards.....	5-79	3-25
Possession Time.....	20:53	27:07
Third-Down Conversions.....	3 of 11	5 of 15
Fourth-Down Conversions.....	1 of 1	0 of 0
Red-Zone Scores-Chances.....	2-2	2-2
Sacks By: Number-Yards.....	6-28	2-28

RUSHING: Baldwin-Bolosan, Chansi 7-28; Cabacungan 1-1; Helle, Jordan 8-minus 41. Leilehua-Macapagal 12-71; Newman, Rico 6-12; Pausa, Bronson 3-3; Manley, Andrew 7-minus 28.

PASSING: Baldwin-Helle, Jordan 21-49-3-303; Cabacungan 1-1-0-31. Leilehua-Manley, Andrew 19-37-2-263; Newman, Rico 0-1-0-0.

RECEIVING: Baldwin-Kamahele, Kalei 11-166; Nakamura, Chase 6-105; Cabacungan 4-58; Aaron, Ross 1-5. Leilehua-Dumlao, Edieson 8-123; Macapagal 4-22; Manaea, Elijah 3-62; Macam, Allan 2-49; Pausa, Bronson 1-10; Newman, Rico 1-minus 3.

INTERCEPTIONS: Baldwin-Morton, Kahai 1-18; Nakashima, Joey 1-0. Leilehua-Cruz, Micah 1-26; Siavil, Robert 1-18; Macam, Allan 1-0.

FUMBLES: Baldwin-Helle, Jordan 2-0; Bolosan, Chansi 1-1; Webb, Mikie 1-1. Leilehua-Macapagal 2-1; Dumlao, Edieson 1-0.

Stadium: Aloha Stadium Attendance: 7842
 Kickoff time: 7:11 pm End of Game: 10:22 pm Total elapsed time: 3:11
 Officials: Referee: Mel Quartero; Umpire: Sam Watson; Linesman: Fred Dvison;
 Line judge: Curtis Cho; Back judge: Bob Simmons; Field judge: Harlen Krause;
 Side judge: Brandis Mirafuentes; Scorer: Thomas Yoshida;
 Temperature: 78 deg Wind: NE 15 Weather: Fair

Championship – Friday, Nov. 30, 2007 – Aloha Stadium. Attendance: 15,583

#2 Leilehua 20, #1 Saint Louis 16

	1	2	3	4	Total
Leilehua (10-4)	6	0	0	14	20
Saint Louis (11-1)	0	9	7	0	16

Scoring Summary:

1st 05:48 LEI - Macam,Allan 28 yd interception return (Garma,Garrison kick fail)
2nd 04:54 STLOUIS - Mamiya,Micah 6 yd run (Spencer,Warren kick failed)
00:00 STLOUIS - Spencer,Warren 32 yd field goal
3rd 05:53 STLOUIS - Gonsalves,Lucas 18 yd pass from Mamiya,Micah (Spencer,War kick)
4th 06:13 LEILEHUA - Pausa,Bronson 1 yd run (Garma,Garrison kick)
00:36 LEILEHUA - Dumlao,Edieson 15 yd pass from Manley,Andrew (Garma,Gar kick)

	LEILEHUA	STLOUIS
FIRST DOWNS	16	21
NET YARDS RUSHING	13	218
Rushing Attempts.....	20	40
NET YARDS PASSING	181	155
Completions-Attempts-Int....	18-42-2	11-23-3
TOTAL OFFENSE YARDS	38-194	51-373
Fumbles: Number-Lost.....	0-0	2-1
Penalties: Number-Yards.....	7-51	15-146
PUNTS-YARDS.....	4-202	4-120
Average Yards Per Punt.....	50.5	30.0
KICKOFFS-YARDS.....	4-167	3-161
Punt returns: Number-Yards-TD.	1-0-0	2-23-0
Kickoff returns: Number-Yds-TD	2-54-0	3-67-0
Interceptions: Number-Yds-TD..	3-46-1	2-9-0
Fumble Returns: Number-Yds-TD.	0-0-0	0-0-0
Possession Time.....	22:53	25:07
Third-Down Conversions.....	7 of 15	5 of 11
Fourth-Down Conversions.....	1 of 4	1 of 1
Red-Zone Scores-Chances.....	2-3	3-4
Sacks By: Number-Yards.....	3-41	1-8

RUSHING - LEILEHUA: Newman,Rico 7-15; Ke-a,Kaipo 3-12; Pausa,Bronson 1-1; Macapagal 4-(-3); Manley,Andrew 5-(-12). **SAINT LOUIS:** Nishigaya,Keani 14-164; Mamiya,Micah 16-43; Feao,Von 4-14; Wakinekona 3-13; Gonsalves,Lucas 2-(-2); DeMello,Tamatoa 1-(-14).

PASSING - LEILEHUA: Manley,Andrew 18-42-2 181. **SAINT LOUIS:** Mamiya,Micah 11-23-3 155; DeMello,Tamatoa 0-0-0 0.

RECEIVING - LEILEHUA: Macam,Allan 7-77; Dumlao,Edieson 6-72; Manaea, Elijah 3-12; Breakfield 1-11; Ke-a,Kaipo 1-9. **SAINT LOUIS:** Stutzmann,Billy 3-50; DeMello,Tamatoa 3-43; Gonsalves,Lucas 2-31; Iaea,Ryan 2-26; Lum,Calvin 1-5.

FUMBLES: Leilehua-None. St. Louis-Mamiya,Micah 2-1.

Kickoff time: 8:20 PM End of Game: 11:06 PM Total elapsed time: 2:46
Officials: Referee: Danny Bayne; Umpire: Rod Alama; Linesman: Matt Suan;
Line judge: Marshall Harvest; Back judge: Robert Victor; Field judge: Darrell Chung; Side judge: Pete Brigoli; Scorer: Markus Owens;

2008 Division 1



Quarterfinal – Friday, Nov. 21, 2008 – Roosevelt High School

Farrington 30, #4 Kealakehe 13

	1	2	3	4	Total
Kealakehe (9-3)	7	0	0	6	13
Farrington (9-3)	6	6	16	2	30

Farr — Apelu So'oalo 39 run (kick failed)

Keala — Marcus Paishon 36 pass from Jordan Ursua (Rory Belanio kick)

Farr — Drake Miller 11 pass from Dayton Kealoha (run failed)

Farr — Miller 15 pass from Kealoha (Robert Molina kick)

Farr — Safety, punt snap batted out of end zone

Farr — Ani Isumu 5 pass from Kealoha (Molina kick)

Farr — Safety, punt snap kicked out of end zone

Keala — Clint Holdbrook 31 pass from Ursua (pass failed)

RUSHING — Kealakehe: Laki Taufa 2-5, Jordan Ursua 13-50. **Farrington:** So'oalo 19-153, Harry Tuimaseve 13-91, Siaosi Feleunga 7-59, Kealoha 1-11, Molina 3-7, Tyrell Shipley-Lagmay 1-0, Scotland Smith 1-(-1).

PASSING — Kealakehe: Jordan Ursua 14-24-1—149. **Farrington:** Kealoha 7-20-0—107.

RECEIVING — Kealakehe: Paishon 4-60, John Ursua 4-31, Taufa 2-5, Holdbrook 1-31, Ikaika Kua Nachor 1-19, Eric Nakamoto 1-3, Jacob Kimi 1-0. **Farrington:** Miller 5-80, So'oalo 1-22, Isumu 1-5.

Quarterfinal – Friday, Nov. 21, 2008 – War Memorial Stadium

Leilehua 34, #3 Baldwin 15

	1	2	3	4	Total
Leilehua (10-2)	21	7	0	6	34
Baldwin (8-2)	0	7	0	8	15

Lei — Rico Newman 21 pass from Andrew Manley (Maiki Kunioka kick)

Lei — Kamana Akagi 17 pass from Manley (Kunioka kick)

Lei — Newman 14 pass from Manley (Kunioka kick)

Bald — Ro Wilson 7 pass from Ikaika Wilhelm-Ioane (CeeJay Santos kick)

Lei — Edieson Dumlao 20 pass from Manley (Kunioka kick)

Lei — Manley 2 run (kick blocked)

Bald — Hajima Alabanza 3 run (Sheldon Leong pass from Wilhelm-Ioane)

RUSHING — Leilehua: Manley 9-25, Newman 7-15, Carlos Marshall 1-(minus 7), Austin Schmidt 1-2, Cheves Aberilla Ramento 1-13, Kaipo Ke-a 2-0, Marcus Rocha 1-0, Team 3-(minus 7). **Baldwin:** Wilhelm-Ioane 9-11, Alabanza 6-46, Kainalu Garso 2-3, Mikie Webb 2-(minus 2), Jonah Pagaduan 1-(minus 1), Kamani Akani 1-(minus 4).

PASSING — Leilehua: Manley 24-32-1—225. **Baldwin:** Wilhelm-Ioane 24-50-1—286, Webb 0-1-0—0.

RECEIVING — Leilehua: Newman 10-82, Dumlao 4-66, Akagi 3-35, Schmidt 1-12, Fred Padrones 1-8, Aberilla Ramento 2-8, Sione Sami 1-10, Matt Reyes 2-4. **Baldwin:** Jordan Tim Sing 1-3, Kyle Feiteira 1-31, Sheldon Leong 9-142, Wilson 2-13, Chauncey Well 2-24, Webb 5-43, Brennan Canencia-Black 3-32, Garso 1-(minus 2).

Semifinal – Friday, Nov. 28, 2008 – Aloha Stadium. Attendance: 10,083

Leilehua 17, #2 Kahuku 10 (OT)

	1	2	3	4	OT	Total
Leilehua (11-2)	2	0	0	8	7	17
Kahuku (10-2)	3	7	0	0	0	10

Scoring Summary:

1st 07:38 KAHUKU - LessaryIII, S.J. 21 field goal

05:36 LEI - TEAM safety

2nd 05:22 KAHUKU - Ah-Hoy, Irwin 5 fumble recovery (LessaryIII, S.J. kick)

4th 01:37 LEI - Newman, Rico 14 pass from Manley, Andrew (Dumlao, Edieson pass fr. Manley)

OT 12:00 LEILEHUA - Aberilla Rament 18 yd pass from Manley, Andrew (Kunioka, Maika kick)

	LEILEHUA	KAHUKU
FIRST DOWNS	19	11
RUSHES-YARDS (NET)	16--21	40-82
PASSING YDS (NET)	346	133
Passes Att-Comp-Int.....	49-27-1	17-6-1
TOTAL OFFENSE PLAYS-YARDS	65-325	57-215
Fumble Returns-Yards.....	0-0	1-5
Punt Returns-Yards.....	2-13	1-14
Kickoff Returns-Yards.....	4-112	2-23
Interception Returns-Yards....	1-0	1-7
Punts (Number-Avg).....	5-40.8	6-41.0
Fumbles-Lost.....	3-3	2-0
Penalties-Yards.....	6-31	9-70
Possession Time.....	22:33	25:27
Third-Down Conversions.....	5 of 13	4 of 14
Fourth-Down Conversions.....	1 of 3	0 of 1
Red-Zone Scores-Chances.....	1-4	1-3
Sacks By: Number-Yards.....	3-22	5-39

RUSHING: Leilehua-Schmidt, Austin 1-3; Newman, Rico 5-minus 2; Manley, Andrew 10-minus 22. **Kahuku**-Magalei, Alapeti 17-63; Pasi, Viliami 12-38; Mataafa, F. 3-15; Atuaia, AJ 1-1; Kubota, Blaze 1-minus 1; Kala, Sage 1-minus 4; Kubota, Allan 5-minus 30.

PASSING: Leilehua-Manley, Andrew 26-48-1-291; Newman, Rico 1-1-0-55. **Kahuku**-Kala, Sage 5-13-0-83; Kubota, Allan 1-4-1-50.

RECEIVING: Leilehua-Newman, Rico 7-76; Dumlao, Edieson 7-74; Aberilla Rament 3-93; Ke-a, Kaipo 3-41; Reyes, Matt 3-26; Akagi, Kamana 2-11; Furtado, Blaine 1-15; Padrones, Fred 1-10. **Kahuku**-Tonga, Aulola 4-77; Galeai, Jray 1-38; Tapusoa, Siatima 1-18.

INTERCEPTIONS: Leilehua-Kama, Kahuku 1-0. **Kahuku**-Oto, Triton 1-7.

FUMBLES: Leilehua-Manley, Andrew 1-1; Newman, Rico 1-1; Ke-a, Kaipo 1-1. **Kahuku**-Kubota, Allan 1-0; Kala, Sage 1-0.

Kickoff time: 4:05 pm End of Game: 6:54 pm Total elapsed time: 2:47
 Officials: Referee: Brian Alos; Umpire: Brian Hoernig; Linesman: Bob Duffy;
 Line judge: Duane Moku; Back judge: Tony Baysa; Field judge: Debbie Nahinu;
 Side judge: Mike Quartero; Scorer: Natalie Iwamoto;

Semifinal – Friday, Nov. 28, 2008 – Aloha Stadium. Attendance: 10,083

#1 Punahou 35, Farrington 28

	1	2	3	4	Total
Farrington (9-4)	7	3	6	12	28
Punahou (11-1)	0	14	7	14	35

Scoring Summary:

1st 03:02 FARRINGT - Tonga,Sila 2 pass from Kealoha,Dayton (Molina,Robert kick)
2nd 09:30 PUNAHOU - Hillard,Dalton 1 run (Izuta,Robert kick)
07:29 FARRINGT - Sooalo,Apelu 34 field goal
02:22 PUNAHOU - Te`o,Manti 16 pass from Shutter,Cayman (Izuta,Robert kick)
3rd 10:24 FARRINGT - Sooalo,Apelu 3 run (Molina,Robert kick failed)
01:27 PUNAHOU - Toma,Robert 10 pass from Shutter,Cayman (Izuta,Robert kick)
4th 08:39 FARRINGT - Miller,Drake 63 pass from Kealoha,Dayton (Kealoha pass failed)
05:33 PUN-Hillard,Dalton 40 pass from Shutter,Cayman (Hillard pass fr. Shutter)
00:15 PUNAHOU - Toma,Robert 74 interception return (Izuta,Robert kick failed)
00:00 FARRINGT - Isumu,Ani 97 kickoff return

	FARRINGT	PUNAHOU
FIRST DOWNS	14	23
RUSHES-YARDS (NET)	31-140	23-60
PASSING YDS (NET)	235	412
Passes Att-Comp-Int.....	22-10-2	55-34-2
TOTAL OFFENSE PLAYS-YARDS	53-375	78-472
Fumble Returns-Yards.....	1-25	0-0
Punt Returns-Yards.....	4-14	3-21
Kickoff Returns-Yards.....	4-166	2-48
Interception Returns-Yards....	2-0	2-131
Punts (Number-Avg).....	7-36.1	5-38.0
Fumbles-Lost.....	1-1	3-1
Penalties-Yards.....	6-44	10-71
Possession Time.....	21:15	26:45
Third-Down Conversions.....	2 of 10	8 of 16
Fourth-Down Conversions.....	0 of 0	0 of 2
Red-Zone Scores-Chances.....	3-4	3-6
Sacks By: Number-Yards.....	1-18	0-0

RUSHING: Farrington-Sooalo,Apelu 23-100; Feleunga,Siaosi 4-28; Tuimaseve,Harry 4-12. **Punahou**-Hillard,Dalton 9-37; Te`o,Manti 10-34; Aglipay,Alaka`i 2-6; Shutter,Cayman 2-minus 17.

PASSING: Farrington-Kealoha,Dayton 10-22-2-235. **Punahou**-Shutter,Cayman 34-55-2-412.

RECEIVING: Farrington-Miller,Drake 4-139; Isumu,Ani 4-86; Sooalo,Apelu 1-8; Tonga,Sila 1-2. **Punahou**-Hillard,Dalton 13-139; Toma,Robert 9-124; Makaula,Kimo 4-64; Silverstein,M. 4-47; Te`o,Manti 2-27; Aglipay,Alaka`i 1-6; Arakawa,Galen 1-5.

INTERCEPTIONS: Farrington-Smith,James 1-0; Faamausili,A. 1-0. **Punahou**-Toma,Robert 1-74; Hillard,Dalton 1-57.

FUMBLES: Farrington-Sooalo,Apelu 1-1. **Punahou**-Te`o,Manti 2-1; Hillard,Dalton 1-0.

Kickoff time: 7:26 pm End of Game: 10:24 Total elapsed time: 2:58
Officials: Referee: Pete Brigoli; Umpire: Rod Alama; Linesman: Harlan Krause;
Line judge: Ernest Furtado; Back judge: Shawn McGurrin; Field judge: Vernon Nakamoto;
Side judge: Darrell Chung; Scorer: Natalie Iwamoto;
Temperature: 77 deg. Wind: W 8 mph Weather: Partly cloudy

Championship – Friday, Dec. 5, 2008 – Aloha Stadium. Attendance: 25,571

#1 Punahou 38, Leilehua 7

	1	2	3	4	Total
Leilehua (11-3)	0	7	0	0	7
Punahou (12-1)	14	7	3	14	38

Scoring Summary:

1st 11:05 PUNAHOU - Silverstein,M. 28 pass from Shutter,Cayman (Izuta,Robert kick)
 03:33 PUNAHOU - Shutter,Cayman 6 run (Izuta,Robert kick)
 2nd 11:08 PUNAHOU - Hilliard,Dalton 38 run (Izuta,Robert kick)
 00:00 LEILEHUA - Newman,Rico 5 pass from Manley,Andrew (Kunioka,Maika kick)
 3rd 06:33 PUNAHOU - Izuta,Robert 29 field goal
 4th 11:47 PUNAHOU - Toma,Robert 15 pass from Shutter,Cayman (Izuta,Robert kick)
 01:51 PUNAHOU - Arakawa,Galen 7 run (Izuta,Robert kick)

	LEILEHUA	PUNAHOU
FIRST DOWNS	17	24
RUSHES-YARDS (NET)	17-6	32-118
PASSING YDS (NET)	204	400
Passes Att-Comp-Int.....	55-31-4	41-24-2
TOTAL OFFENSE PLAYS-YARDS	72-210	73-518
Fumble Returns-Yards.....	0-0	0-0
Punt Returns-Yards.....	1-0	4-34
Kickoff Returns-Yards.....	5-100	1-26
Interception Returns-Yards....	2-0	4-6
Punts (Number-Avg).....	7-41.0	2-36.5
Fumbles-Lost.....	3-2	5-3
Penalties-Yards.....	11-96	15-165
Possession Time.....	24:31	23:29
Third-Down Conversions.....	4 of 15	4 of 10
Fourth-Down Conversions.....	2 of 3	1 of 3
Red-Zone Scores-Chances.....	1-2	4-6
Sacks By: Number-Yards.....	1-11	5-24

RUSHING: Leilehua-Newman,Rico 3-15; Breakfield,M. 1-11; Furtado,Blaine 1-6; Schmidt,Austin 4-4; Frazier,Greg 1-0; Aberilla Rament 1-minus 9; Manley,Andrew 6-minus 21. **Punahou**-Hilliard,Dalton 17-98; Arakawa,Galen 1-7; Caires,Stabren 4-4; Shutter,Cayman 5-4; Toma,Robert 2-4; Te`o,Manti 3-1.

PASSING: Leilehua-Manley,Andrew 30-54-4-205; Newman,Rico 1-1-0-minus 1. **Punahou**-Shutter,Cayman 24-41-2-400.

RECEIVING: Leilehua-Dumlao,Edieson 9-45; Newman,Rico 7-44; Aberilla Rament 4-47; Akagi,Kamana 3-26; Frazier,Greg 3-5; Reyes,Matt 2-29; Furtado,Blaine 2-9; Manley,Andrew 1-minus 1. **Punahou**-Silverstein,M. 9-146; Toma,Robert 7-147; Hilliard,Dalton 5-59; Makaula,Kimo 3-48.

INTERCEPTIONS: Leilehua-Dukes,Kasey 1-0; Breakfield,M. 1-0. **Punahou**-McFadden,Sean 2-0; Suite,Brian 1-8; Honjiyo,Jordan 1-minus 2.

FUMBLES: Leilehua-Manley,Andrew 2-1; Furtado,Blaine 1-1. **Punahou**-Silverstein,M. 1-0; Toma,Robert 1-0; Hilliard,Dalton 1-1; Shutter,Cayman 1-1; Te`o,Manti 1-1.

Kickoff time: 7:45 pm End of Game: 10:58 pm Total elapsed time: 3:13
 Officials: Referee: Dan Bayne; Umpire: Mike Staszko; Linesman: Scott Smith;
 Line judge: Santos Barbasa; Back judge: Matt Suan; Field judge: Vernon Nakamoto;
 Side judge: Doug Hunt; Scorer: Dara Young;
 Temperature: 80 F Wind: E 5 mph Weather: Partly cloudy

2009 Division 1



Quarterfinal – Friday, Nov. 20, 2009 – Kealakehe High School

Farrington 48, #4 Honokaa 16

	1	2	3	4	Total
Farrington (10-2)	14	7	7	29	48
Honokaa (8-4)	0	9	7	0	16

Farr — Alvin Fa'amausili 20 pass from Jared Hakuole (Ekolu Kaina kick)

Farr — Vaughn Tomas fumble recovery in end zone (Kaina kick)

Farr — Harry Tuimaseve 5 run (Kaina kick)

Hon — FG Sage Johnson 33

Hon — Eddie Morales 45 pass from Johnson (kick blocked)

Farr — Fa'amausili 22 pass from Hakuole (Kaina kick)

Hon — Maui Acantilado 28 pass from Johnson (Johnson kick)

Farr — Tuimaseve 11 run (Siaosi Feleunga pass from Hakuole)

Farr — Scotland Smith 36 run (pass failed)

Farr — Smith 7 run (run failed)

RUSHING — Farrington: Feleunga 10-66, Tuimaseve 27-239, Hakuole 3-6, Smith 9-69, Tyler Taumua 2-22. **Honoka'a:** Acantilado 5-22, Hausia Sekona 1-3, Koa Ambrosio 2-(minus-1), Johnson 5-20, Morales 1-(-10).

PASSING — Farrington: Hakuole 7-11-0—88. **Honoka'a:** Johnson 14-40-1—245.

RECEIVING — Farrington: Sammy Park 1-13, Fa'amausili 4-57, Ranold Williams 1-6, Siaosi 1-12. **Honoka'a:** Morales 5-106, Kamu Lorenzo 5-64, TJ Tanoue 2-37, Acantilado 1-28, Ambrosio 1-10.

Quarterfinal – Friday, Nov. 20, 2009 – War Memorial Stadium

Leilehua 48, #3 Baldwin 12

	1	2	3	4	Total
Leilehua (9-3)	14	20	7	7	48
Baldwin (6-4)	6	0	0	6	12

Bald — FG Ceejay Santos 38.

Lei — Kamana Akagi 23 pass from Andrew Manley (Timothy Momiyama kick).

Lei — Akagi 10 pass from Manley (Momiyama kick).

Bald — FG Santos 39.

Lei — Akagi 3 pass from Manley (Momiyama kick).

Lei — Fred Padrones 4 pass from Manley (Momiyama kick).

Lei — Padrones 20 pass from Manley (Momiyama kick).

Lei — Mikal Peyton 16 pass from Jordan Kala'au (Momiyama kick).

Bald — Sheldon Leong 46 pass from Brock Shishido (pass failed).

Lei — Kala'au 1 run (Momiyama kick).

RUSHING — Leilehua: Carlos Marshall 12-60, Manley 4-(minus 2), CJ Bailey 4-13, Kyle Cruise Gombio 1-1, Rey Ramos 2-5, Kala'au 2-11, Devin Fontanilla 2-3, Kenan Sadanaga 1-(minus 1), Stan Mersburgh 2-4, team 3-(minus 9). **Baldwin:** Aaron Ross 7-16, Leong 4-15, Shishido 6-(minus 8), Jonah Pagaduan 4-6, Pasoni Tasini 1-(minus 19), team 1-(minus 7).

PASSING — Leilehua: Manley 23-37-0—235, Kala'au 4-5-0—100, Sadanaga 1-1-0—2. **Baldwin:** Shishido 13-29-1—183, team 0-1-0—0.

RECEIVING — Leilehua: Padrones 6-58, Akagi 7-81, Keanu Sapla 3-39, Bailey 3-40, Darrien Shealy 1-1, Marshall 1-9, Cruse Gombio 1-5, Austin Schmidt 1-2, Jeremiah Andrade 1-11, Elijah Barro 2-73, Peyton 1-16, Stockton Crowley 1-2. **Baldwin:** J.R. Vergel Dedios 6-35, Leong 7-148.

Semifinal – Friday, Nov. 27, 2009 – Aloha Stadium. Attendance: 10,479

#1 Kahuku 9, Farrington 6 (OT)

	1	2	3	4	OT	Total
Farrington (9-3)	0	6	0	0	0	6
Kahuku (12-0)	0	3	0	3	3	9

Scoring Summary:

2nd 10:06 FARRINGT - Tuimaseve, H. 1 yd run (Kaina, Moses kick blockd)
00:00 KAHUKU - Mercado, C. 49 yd field goal
4th 04:32 KAHUKU - Mercado, C. 37 yd field goal
OT 12:00 KAHUKU - Mercado, C. 28 yd field goal

	FARRINGT	KAHUKU
FIRST DOWNS	12	16
RUSHES-YARDS (NET)	44-215	37-146
PASSING YDS (NET)	30	104
Passes Att-Comp-Int.....	12-2-0	27-12-0
TOTAL OFFENSE PLAYS-YARDS	56-245	64-250
Fumble Returns-Yards.....	0-0	0-0
Punt Returns-Yards.....	3-31	2-8
Kickoff Returns-Yards.....	2-27	2-23
Interception Returns-Yards....	0-0	0-0
Punts (Number-Avg).....	7-33.1	7-32.1
Fumbles-Lost.....	3-1	4-1
Penalties-Yards.....	11-90	8-81
Possession Time.....	23:42	24:18
Third-Down Conversions.....	5 of 15	3 of 14
Fourth-Down Conversions.....	0 of 0	1 of 1
Red-Zone Scores-Chances.....	1-3	2-2
Sacks By: Number-Yards.....	3-21	1-13

RUSHING: **Farrington**-Tuimaseve, H. 29-185; Feleunga, S. 11-42; Hakuole, Jared 4-minus 12. **Kahuku**-Pasi, Viliami 17-68; Mataafa, F. 9-29; Brown, Tyrone 4-21; Moe, Evan 6-16; Silva, Pololu 1-12.

PASSING: **Farrington**-Hakuole, Jared 2-12-0-30. **Kahuku**-Moe, Evan 12-27-0-104.

RECEIVING: **Farrington**-Faamausili, A. 1-17; Williams, R. 1-13. **Kahuku**-Vea, Punga 7-64; Kaka, Sage 2-37; Pearl, Kaipou 2-6; Mataafa, F. 1-minus 3.

INTERCEPTIONS: **Farrington**-None. **Kahuku**-None.

FUMBLES: **Farrington**-Hakuole, Jared 2-1; Faamausili, A. 1-0.
Kahuku-Moe, Evan 2-0; Tupola, Johnny 1-1; Silva, Pololu 1-0.

Kickoff time: 4:08 pm End of Game: 6:53 pm Total elapsed time: 2:45
Officials: Referee: Harvest, M.; Umpire: Ferreira, Gary; Linesman: Quartero, M.;
Line judge: Alama, Rusty; Back judge: Mirafuentes, B.; Field judge: Stoffers, Eric;
Side judge: Pasion, Raymond; Scorer: Young, Dara;
Temperature: 83 deg. Wind: NE 20 mph Weather: Passing showers

Semifinal – Friday, Nov. 27, 2009 – Aloha Stadium. Attendance: 10,479

#2 KS Kapalama 40, Leilehua 0

	1	2	3	4	Total
Leilehua (9-4)	0	0	0	0	0
KS Kapalama (11-1)	7	7	13	13	40

Scoring Summary:

1st 11:08 KS - Park, Kupono 15 yd run (Gabriel, Tarra kick)
2nd 02:49 KS - Bollig, IV, C. 25 yd pass from Campbell, TC (Gabriel, Tarra kick)
3rd 06:49 KS - Cuban, Blaise 18 yd pass from Campbell, TC (Gabriel, Tarra kick failed)
03:35 KS - Ho, Ryan 39 yd run (Gabriel, Tarra kick)
4th 11:31 KS - Park, Kupono 2 yd run (Gabriel, Tarra kick)
05:11 KS - Akana, C. 1 yd run (Gabriel, Tarra kick failed)

	LEILEHUA	KS KAPALAMA
FIRST DOWNS	10	28
RUSHES-YARDS (NET)	18-46	39-249
PASSING YDS (NET)	135	257
Passes Att-Comp-Int.....	33-16-0	25-18-0
TOTAL OFFENSE PLAYS-YARDS	51-89	64-506
Fumble Returns-Yards.....	0-0	0-0
Punt Returns-Yards.....	1-0	3-2
Kickoff Returns-Yards.....	6-117	0-0
Interception Returns-Yards....	0-0	0-0
Punts (Number-Avg).....	9-35.7	2-34.0
Fumbles-Lost.....	2-0	4-3
Penalties-Yards.....	10-106	11-106
Possession Time.....	22:36	25:24
Third-Down Conversions.....	0 of 10	8 of 11
Fourth-Down Conversions.....	1 of 2	0 of 0
Red-Zone Scores-Chances.....	0-1	4-5
Sacks By: Number-Yards.....	0-0	7-69

RUSHING: Leilehua-Schmidt, Austin 3-13; Marshall, C. 4-8; Kalaau, Jordan 1-1; Bailey, CJ 1-minus 1; Manley, Andrew 9-minus 67. **Kamehameha**-Ho, Ryan 15-107; Campbell, TC 6-62; Park, Kupono 4-31; Cuban, Blaise 1-16; Muraoka, Jason 4-12; Hoohuli, Dyson 1-9; Morita, Kamu 1-4; Makaiwi, Jacob 1-3; Nakoa-Moniz, R. 1-3; Kawewehi, D.-J. 1-3; Akana, C. 4-minus 1.

PASSING: Leilehua-Manley, Andrew 14-28-0-120; Kalaau, Jordan 2-5-0-15. **Kamehameha**-Campbell, TC 16-23-0-217; Akana, C. 2-2-0-40.

RECEIVING: Leilehua-Padrones, Fred 6-82; Akagi, Kamana 6-36; Sapla, Keanu 2-11; Shealy, Darrien 1-5; Furtado, Blaine 1-1. **Kamehameha**-Cuban, Blaise 4-75; Bollig, IV, C. 2-49; Ruelke, Keanu 2-37; Auyong, Brent 2-23; Bell, Alikea 2-12; Hoohuli, Dyson 1-22; Baqui, Bryson 1-18; Tang, Charlton 1-11; Bradley, Keola 1-6; Ho, Ryan 1-4; Muraoka, Jason 1-0.

INTERCEPTIONS: Leilehua-None. **Kamehameha**-None.

FUMBLES: Leilehua-Padrones, Fred 1-0; Manley, Andrew 1-0.
Kamehameha-Campbell, TC 2-1; Ho, Ryan 1-1; Tatofi, Tiva 1-1.

Kickoff time: 7:26 pm End of Game: 9:54 pm Total elapsed time: 2:28
Officials: Referee: Smith, Scott; Umpire: Tavai, Isaac; Linesman: Evans, Cal;
Line judge: Dibble, Jayson; Back judge: Baysa, Tony; Field judge: Hunt, Doug;
Side judge: Spencer, Paul; Scorer: Young, Dara;
Temperature: 77 deg. Wind: ENE 13 mph Weather: passing showers

Championship – Friday, Dec. 4, 2009 – Aloha Stadium. Attendance: 21,661

#2 KS Kapalama 34, #1 Kahuku 21

	1	2	3	4	Total
KS Kapalama (12-1)	7	13	7	7	34
Kahuku (12-1)	0	0	14	7	21

Scoring Summary:

1st 07:25 KS - Auyong, Brent 14 yd pass from Campbell, TC (Gabriel, Tarra kick)
2nd 06:50 KS - Ho, Ryan 9 yd run (Gabriel, Tarra kick)
05:43 KS - Bollig, IV, C. 8 yd pass from Campbell, TC (Gabriel, Tarra kick failed)
3rd 06:25 KAHUKU - Vea, Punga 26 yd pass from Moe, Evan (Mercado, C. kick)
03:58 KAHUKU - Mataafa, F. 36 yd run (Mercado, C. kick)
00:31 KS - Bollig, IV, C. 10 yd pass from Campbell, TC (Gabriel, Tarra kick)
4th 08:02 KS - Ho, Ryan 27 yd run (Gabriel, Tarra kick)
02:41 KAHUKU - Vea, Punga 16 yd pass from Moe, Evan (Mercado, C. kick)

	KS KAPALAMA	KAHUKU
FIRST DOWNS	20	8
RUSHES-YARDS (NET)	39-174	29-105
PASSING YDS (NET)	183	138
Passes Att-Comp-Int.....	26-15-2	17-7-2
TOTAL OFFENSE PLAYS-YARDS	65-357	46-243
Fumble Returns-Yards.....	0-0	0-0
Punt Returns-Yards.....	2-13	3--3
Kickoff Returns-Yards.....	1-28	5-80
Interception Returns-Yards....	2-39	2-27
Punts (Number-Avg).....	4-37.5	6-29.2
Fumbles-Lost.....	2-0	2-0
Penalties-Yards.....	6-49	6-51
Possession Time.....	25:08	22:52
Third-Down Conversions.....	7 of 13	5 of 12
Fourth-Down Conversions.....	1 of 2	0 of 1
Red-Zone Scores-Chances.....	4-6	1-1
Sacks By: Number-Yards.....	3-18	1-13

RUSHING: Kamehameha-Ho, Ryan 24-121; Muraoka, Jason 3-21; Campbell, TC 6-18; Cuban, Blaise 1-10; Park, Kupono 1-3; Baqui, Bryson 1-3; Kukahiwa-Haruno 3-minus 2.
Kahuku-Mataafa, F. 5-54; Pasi, Viliami 9-29; Brown, Tyrone 5-18; Wily, Alfoga 3-12; Kaka, Sage 1-minus 1; Moe, Evan 6-minus 7.

PASSING: Kamehameha-Campbell, TC 15-26-2-183. **Kahuku**-Moe, Evan 7-17-2-138.

RECEIVING: Kamehameha-Bollig, IV, C. 6-102; Cuban, Blaise 2-21; Bradley, Keola 2-15; Muraoka, Jason 1-16; Auyong, Brent 1-14; Hoohuli, Dyson 1-11; Tang, Charlton 1-6; Ho, Ryan 1-minus 2. **Kahuku**-Vea, Punga 5-106; Kaka, Sage 1-33; Pasi, Viliami 1-minus 1.

INTERCEPTIONS: Kamehameha-Ryder, Wave 1-35; Bajet, Chaz 1-4. **Kahuku**-Hill, Tigi 2-27.

FUMBLES: Kamehameha-Campbell, TC 1-0; Kukahiwa-Haruno 1-0. **Kahuku**-Kaka, Sage 1-0; Moe, Evan 1-0.

Kickoff time: 7:47 pm End of Game: 10:17 pm Total elapsed time: 2:30
Officials: Referee: Brian Alos; Umpire: Todd Lynch; Linesman: Cal Evans;
Line judge: Russell Cummins; Back judge: Brandis Mirafuentes; Field judge: Ben Bregman; Side judge: Raymond Pasion; Scorer: Dara Young;
Temperature: 73 deg. Wind: N 7 mph Weather: Partly cloudy

2010 Division 1



Quarterfinal – Friday, Nov. 12, 2010 – Waianae High School

Waianae 34, #4 Kealakehe 16

	1	2	3	4	Total
Kealakehe (10-2)	0	3	7	6	16
Waianae (6-6)	6	22	6	0	34

Wai — Bryson Panui 17 run (kick failed)

Wai — Malei Suaiaunoa 6 pass from Puletua Wilson (pass failed)

Wai — Keola Bradley 30 pass from P. Wilson (P. Wilson run)

Wai — Ho'okena Kamana 43 pass from P. Wilson (B. Panui from P. Wilson)

Kea — FG Tyler Yates 41

Kea — Jacob Ontiveros 35 pass from Yates (Yates kick)

Wai — P. Wilson 1 run (kick failed)

Kea — Psalm Wooching 1 run (run failed)

RUSHING — **Kea:** John Kamoku 6-8, Manase Hungalu 1-0, Wooching 15-40, Yates 9-(minus 4), Ontiveros 1-11, team 1-(minus 5). **Wai:** Jaylen Mitchell 6-62, P. Wilson 8-48, B. Panui 6-38, Keola Bradley 4-2, Kanekapila Hussey 2-4, Devon Seabrooks 2-(minus 10), Leighton Panui 1-(minus 1), Jason Towne 1-2.

PASSING — **Kea:** Yates 22-40-0—217. **Wai:** P. Wilson 9-12-0—245.

RECEIVING — **Kea:** Jordan Debus 6-41, Wooching 3-38, Kamoku 2-10, Ontiveros 7-86, Hudson Sauer 2-14, Dylan Navarro 1-3, Hungalu 1-25. **Wai:** Kamana 3-100, Mitchell 1-40, Suaiaunoa 2-38, Bradley 1-30, Brian Paul Manuel 2-37.

Quarterfinal – Friday, Nov. 12, 2010 – War Memorial Stadium

Leilehua 35, #3 Baldwin 26

	1	2	3	4	Total
Leilehua (9-2)	14	7	7	7	35
Baldwin (9-2)	0	14	6	6	26

Lei—Jeremiah Andrade 29 pass from Kenan Sadanaga (Timothy Momiyama kick)

Lei—Fred Padrones 10 pass from Sadanaga (Momiyama kick)

Bald—Ro Wilson 26 pass from Keelan Ewaliko (CeeJay Santos kick)

Lei—Padrones 29 pass from Sadanaga (Momiyama kick)

Bald—Wilson 59 punt return (Santos kick)

Lei—Andrade 20 pass from Sadanaga (Momiyama kick)

Bald—Ramsey Pacubas 1 run (kick failed)

Lei—Allen Racette 33 pass from Sadanaga (Momiyama kick)

Bald—Ewaliko 6 run (kick failed)

RUSHING—**Leilehua:** Austin Schmidt 11-30, Andrade 1-6, Matai Taaato 2-0, Andrade 1-0, Sadanaga 2-(minus 1), Stan Mersburgh 1-(minus 1), team 2-(minus 8). **Baldwin:** Ewaliko 21-32, Brad Naeole 7-14, Vetekina Malafu 2-5, Pacubas 3-3.

PASSING—**Leilehua:** Sadanaga 32-51-2-474, Andrade 1-1-0-7. **Baldwin:** Ewaliko 11-22-3-143, Sheldon Leong 0-1-0-0.

RECEIVING—**Leilehua:** Andrade 10-198, Padrones 9-130, Darrien Shealy 5-56, Racette 4-67, Elijah Barro 2-27, Schmidt 2-5, Mersburgh 1-(minus 2). **Baldwin:** Leong 4-21, Wilson 4-80, Santos 2-23, Kaiana Camvel 1-19.

Semifinal – Friday, Nov. 19, 2010 – Aloha Stadium. Attendance: 5,867

Waianae 48, #1 Mililani 41

	1	2	3	4	Total
Mililani (10-2)	7	13	14	7	41
Waianae (7-6)	14	6	21	7	48

Scoring Summary:

1st 03:59 WAIANAE - MITCHELL, Jaylen 28 run (SPENCER, Shaughn kick failed)
 03:07 MILILANI - McKINNEY, Trent 9 run (MORIKAWA, Jarin kick)
 01:23 WAIANAE- HUSSEY, K. 35 pass fr WILSON, Puletua (PANUI, Bryson pass fr WILSON)
 2nd 08:21 WAIANAE - WILSON, Puletua 4 run (SPENCER, Shaughn kick failed)
 04:42 MILILANI - PAYOMO, Zachary 2 run (MORIKAWA, Jarin kick blockd)
 02:19 MILILANI - BENSON, DeShawn 8 pass fr McKINNEY, Trent (MORIKAWA, Jarin kick)
 3rd 09:08 WAIANAE - WILSON, Puletua 1 run (MITCHELL, Jaylen rush failed)
 08:06 MILILANI - PAYOMO, Zachary 12 run (MORIKAWA, Jarin kick)
 06:58 WAIANAE - WILSON, Puletua 41 run (KAMANA, Hookena pass from WILSON, Puletua)
 03:47 WAIANAE - MITCHELL, Jaylen 10 run (SPENCER, Shaughn kick)
 01:00 MILILANI - McKINNEY, Trent 19 run (MORIKAWA, Jarin kick)
 4th 10:41 WAIANAE - WILSON, James 6 run (SPENCER, Shaughn kick)
 06:57 MILILANI - LUM, Colby 8 pass from McKINNEY, Trent (MORIKAWA, Jarin kick)

	MILILANI	WAIANAE
FIRST DOWNS	30	18
RUSHES-YARDS (NET)	38-221	44-317
PASSING YDS (NET)	300	93
Passes Att-Comp-Int.....	38-23-1	8-4-0
TOTAL OFFENSE PLAYS-YARDS	76-521	52-410
Fumble Returns-Yards.....	0-0	0-0
Punt Returns-Yards.....	0-0	1--5
Kickoff Returns-Yards.....	7-124	4-81
Interception Returns-Yards....	0-0	1-0
Punts (Number-Avg).....	1-44.0	3-47.7
Fumbles-Lost.....	3-2	3-2
Penalties-Yards.....	7-75	13-99
Possession Time.....	25:12	22:43
Third-Down Conversions.....	5 of 12	4 of 7
Fourth-Down Conversions.....	2 of 4	0 of 0
Red-Zone Scores-Chances.....	6-9	4-4
Sacks By: Number-Yards.....	1-9	3-31

RUSHING: Mililani-PAYOMO, Zachary 23-150; McKINNEY, Trent 15-71. **Waianae**-MITCHELL, Jaylen 12-120; WILSON, Puletua 10-81; PANUI, Bryson 13-58; HUSSEY, K. 2-30; BRADLEY, Keola 3-15; WILSON, James 4-13.

PASSING: Mililani-McKINNEY, Trent 23-38-1-300. **Waianae**-WILSON, Puletua 4-8-0-93; BRADLEY, Keola 0-0-0-0.

RECEIVING: Mililani-LUM, Colby 7-69; PIHANA, Nainoa 6-63; RICHARDSON, H. 5-103; BENSON, DeShawn 3-58; JEAN-PIERRE, Erv 2-7. **Waianae**-AKANA, Lawrence 1-41; HUSSEY, K. 1-35; PANUI, Bryson 1-13; WILSON, James 1-4.

INTERCEPTIONS: Mililani-None. **Waianae**-KAMANA, Hookena 1-0.

FUMBLES: Mililani-LAGAFUAINA, E. 1-1; ROJAS, Chase 1-1; McKINNEY, Trent 1-0. **Waianae**-BRADLEY, Keola 2-1; MITCHELL, Jaylen 1-1.

Kickoff time: 4:08 pm End of Game: 6:55 pm Total elapsed time: 1:47
 Officials: Referee: Marshall Harvest; Umpire: Gary Ferreira; Linesman: P. Pamaylaon; Line judge: Teodoro Spencer; Back judge: Aaron Orsatti; Field judge: Paul Cole; Side judge: Jayson Dibble; Scorer: Dara Young;

Semifinal – Friday, Nov. 19, 2010 – Aloha Stadium. Attendance: 5,867

#2 Saint Louis 42, Leilehua 28

	1	2	3	4	Total
Leilehua (9-3)	0	14	7	7	28
Saint Louis (10-1)	14	21	7	0	42

Scoring Summary:

1st 08:37 STLOUIS - BUKOSKI, Duke 14 pass from MARIOTA, Marcus (GOO, Aaron kick)
06:35 STLOUIS - MARIOTA, Marcus 20 run (GOO, Aaron kick)
2nd 08:42 STLOUIS - MOOK-GARCIA, Ke. 7 run (GOO, Aaron kick)
05:54 LEILEHUA - PADRONES, Fred 3 pass from SADANAGA, Kenan (MOMIYAMA, T. kick)
04:49 STLOUIS - NAKASATO, Derek 1 run (GOO, Aaron kick)
01:02 LEILEHUA - PADRONES, Fred 20 pass from SADANAGA, Kenan (MOMIYAMA, T. kick)
00:19 STLOUIS - NAKASATO, Derek 1 run (GOO, Aaron kick)
3rd 08:00 STLOUIS - TABUYO, Jeremy 40 pass from MARIOTA, Marcus (GOO, Aaron kick)
07:06 LEILEHUA - SHEALY, Darrien 64 pass from SADANAGA, Kenan (MOMIYAMA, T. kick)
4th 11:53 LEILEHUA - PADRONES, Fred 25 pass from SADANAGA, Kenan (MOMIYAMA, T. kick)

	LEILEHUA	STLOUIS
FIRST DOWNS	26	16
RUSHES-YARDS (NET)	20--27	31-149
PASSING YDS (NET)	420	349
Passes Att-Comp-Int.....	58-38-3	19-17-1
TOTAL OFFENSE PLAYS-YARDS	78-393	50-498
Fumble Returns-Yards.....	0-0	0-0
Punt Returns-Yards.....	1-30	1-0
Kickoff Returns-Yards.....	4-60	3-103
Interception Returns-Yards....	1-0	3-62
Punts (Number-Avg).....	3-47.0	3-39.3
Fumbles-Lost.....	2-0	2-1
Penalties-Yards.....	3-15	16-157
Possession Time.....	27:37	20:23
Third-Down Conversions.....	6 of 15	1 of 6
Fourth-Down Conversions.....	1 of 4	1 of 1
Red-Zone Scores-Chances.....	2-3	5-6
Sacks By: Number-Yards.....	3-27	7-45

RUSHING: Leilehua-RACETTE, Allen 9-26; TUAATO, Matai 2-6; ANDRADE, J. 1-minus 1; SADANAGA, Kenan 8-minus 58. **SAINT LOUIS**-MOOK-GARCIA, Ke. 9-49; MARIOTA, Marcus 9-49; NAKASATO, Derek 11-39; McSHANE, Elijah 2-12.

PASSING: Leilehua-SADANAGA, Kenan 38-58-3-420. **SAINT LOUIS**-MARIOTA, Marcus 17-19-1-349.

RECEIVING: Leilehua-PADRONES, Fred 14-145; SHEALY, Darrien 9-142; ANDRADE, J. 6-90; RACETTE, Allen 5-10; RODRIGUEZ, Nick 2-13; MERSBURGH, Stan 1-10; ZIMMERMAN, S. 1-10. **SAINT LOUIS**-ALIVIADO, Layson 5-32; BUKOSKI, Duke 4-103; TUPUA, Joshua 3-113; TABUYO, Jeremy 3-90; MOOK-GARCIA, Ke. 1-7; TROY, Taylor 1-4.

INTERCEPTIONS: Leilehua-TUPINIO, Melvin 1-0. **SAINT LOUIS**-KALAWAIA, L. 1-33; SUA, Starr 1-21; CONTRADES, W. 1-8.

FUMBLES: Leilehua-SADANAGA, Kenan 2-0. **SAINT LOUIS**-MOOK-GARCIA, Ke. 1-1; CONTRADES, W. 1-0.

Kickoff time: 7:33 pm End of Game: 10:17 pm Total elapsed time: 2:44
Officials: Referee: Brian Alos; Umpire: Todd Lynch; Linesman: Raymond Pasion;
Line judge: Russell Cummins; Back judge: Duane Moku; Field judge: Shawn McGurrin;
Side judge: Eric Stoffers; Scorer: Dara Young;
Temperature: 77 deg. Wind: NNW 9 mph Weather: Cloudy

Championship – Friday, Nov. 26, 2010 – Aloha Stadium. Attendance: 12,309

#2 Saint Louis 36, Waianae 13

	1	2	3	4	Total
Waianae (7-7)	0	13	0	0	13
Saint Louis (11-1)	13	10	0	13	36

Scoring Summary:

1st 10:54 STLOUIS - TUPUA, Joshua 13 pass from MARIOTA, Marcus (GOO, Aaron kick)
 06:36 STLOUIS - TABUYO, Jeremy 79 pass fr MARIOTA, Marcus (GOO, Aaron kick failed)
 2nd 11:52 WAIANAE - WILSON, James 14 pass from WILSON, Puletua (SPENCER, Shaughn kick)
 10:21 STLOUIS - MOOK-GARCIA, Ke. 1 run (GOO, Aaron kick)
 00:30 STLOUIS - GOO, Aaron 40 field goal
 00:13 WAIANAE - MITCHELL, Jaylen 94 kickoff return (WILSON, Puletua pass failed)
 4th 11:52 STLOUIS - McSHANE, Elijah 4 run (GOO, Aaron kick)
 07:34 STLOUIS - TUUMALO, Dallas 2 pass fr MARIOTA, Marcus (GOO, Aaron kick failed)

	WAIANAE	STLOUIS
FIRST DOWNS	25	23
RUSHES-YARDS (NET)	34-196	30-190
PASSING YDS (NET)	112	230
Passes Att-Comp-Int.....	19-11-3	23-17-0
TOTAL OFFENSE PLAYS-YARDS	53-308	53-420
Fumble Returns-Yards.....	0-0	0-0
Punt Returns-Yards.....	1-0	1-8
Kickoff Returns-Yards.....	3-117	2-36
Interception Returns-Yards....	0-0	3-25
Punts (Number-Avg).....	1-36.0	1-44.0
Fumbles-Lost.....	2-1	1-0
Penalties-Yards.....	17-175	12-152
Possession Time.....	27:10	20:50
Third-Down Conversions.....	2 of 7	4 of 7
Fourth-Down Conversions.....	1 of 2	1 of 1
Red-Zone Scores-Chances.....	1-2	5-6
Sacks By: Number-Yards.....	1-4	0-0

RUSHING: Waianae-WILSON, Puletua 15-90; PANUI, Bryson 10-49; MITCHELL, Jaylen 5-38; WILSON, James 2-10; BRADLEY, Keola 1-5; SEABROOKS, Devon 1-4. **SAINT LOUIS**-MOOK-GARCIA, Ke. 11-57; NAKASATO, Derek 7-52; MARIOTA, Marcus 5-43; McSHANE, Elijah 3-20; NAGAI, Jason 2-10; PIMENTAL, David 1-9; MOOK-GARCIA, Ka. 1-minus 1.

PASSING: Waianae-WILSON, Puletua 11-19-3-112. **SAINT LOUIS**-MARIOTA, Marcus 17-23-0-230.

RECEIVING: Waianae-WILSON, James 4-14; SUIAUNOA, Malei 2-16; MANUEL, Brian 1-23; MITCHELL, Jaylen 1-17; CANONIO, Herman 1-16; AKANA, Lawrence 1-15; KAMANA, Hookena 1-11. **SAINT LOUIS**-TUPUA, Joshua 6-73; BUKOSKI, Duke 5-45; ALIVIADO, Layson 2-14; TABUYO, Jeremy 1-79; TOMASZEK, Jared 1-12; NAKASATO, Derek 1-4; TUUMALO, Dallas 1-2; MOOK-GARCIA, Ke. 0-1.

INTERCEPTIONS: Waianae-None. **SAINT LOUIS**-GOMEZ, Leland 2-21; KALAWAIA, L. 1-4.

FUMBLES: Waianae-WILSON, James 1-0; SEABROOKS, Devon 1-1. **SAINT LOUIS**-MOOK-GARCIA, Ke. 1-0.

Kickoff time: 7:08 pm End of Game: 10:13 pm Total elapsed time: 2:45
 Officials: Referee: Rhys Amimoto; Umpire: Michael Geis; Linesman: Scott Smith;
 Line judge: Pete Pamaylon; Back judge: Santos Barbbase; Field judge: B. Mirafuentes;
 Side judge: Jayson Dibble; Scorer: Dara Young;
 Temperature: 75 deg. Wind: NE 15 mph Weather: Islolated showers

2011 Division 1



Quarterfinal – Friday, Nov. 11, 2011 – Kealakehe High School

Leilehua 35, #4 Kealakehe 24

	1	2	3	4	Total
Leilehua (10-1-1)	22	0	0	13	35
Kealakehe (10-2)	0	10	7	7	24

Lei – Mikal Peyton 26 pass from Jeremiah Andrade (Tim Momiyama kick)

Lei – Allen Racette 1 run (Momiyama kick)

Lei – Andrade 34 pass from Keenan Sadanaga (Andrade run)

Keala – John Kamoku 12 run (Jon Yates kick)

Keala – FG Yates 26

Keala – Kamoku 1 run (Yates kick)

Lei – Racette 2 pass from Sadanaga (Momiyama kick)

Keala – Kamoku 80 run (Yates kick)

Lei – FG Momiyama 33

Lei – FG Momiyama 43

RUSHING – Leilehua: Keanu Kamakakaiwi 15-68, Racette 1-2, Sadanaga 5-(minus-5), Cole DeCorte 1-1. **Kealakehe:** Psalm Wooching 8-12, Vincent Paogofie 3-10, Kamoku 25-140, Jacob Ontiveros 6-14, Team 1-(minus-10).

PASSING – Leilehua: Sadanaga 18-39-1--237, Andrade 1-1-0—26. **Kealakehe:** Kamoku 9-21-1—155, Ontiveros 4-4-0—50.

RECEIVING – Leilehua: Racette 7-61, Andrade 9-121, Peyton 3-81. **Kealakehe:** Giuseppe Zapataoliva 4-67, Wooching 2-(minus-7), Paogofie 1-13, Lennox Jones 6-132.

Quarterfinal – Friday, Nov. 11, 2011 – War Memorial Stadium

#3 Baldwin 28, Farrington 24

	1	2	3	4	Total
Farrington (10-2)	6	0	12	6	24
Baldwin (9-1)	7	7	0	14	28

Farr – Tyler Taumua 4 run. Keanu Foki kick

Bald – Keelan Ewalko 17 run. Dean Phillips kick

Bald – Kaiana Camvel 12 pass from Ewaliko. Phillips kick.

Farr – Taumua 1 run. Run failed

Farr – Taumua 20 run. Kick failed

Bald – Ewaliko 1 run. Phillips kick

Farr – Taumua 1 run. Kick blocked

Bald – Ewaliko 33 run. Phillips kick.

RUSHING – Farrington: Travis Tamapua 4-9, Tavale Masalosalo 7-25, Taumua 27-157, Abraham Silva 12-47. **Baldwin:** Ewaliko 20-112, Vetekina Malafu 15-36, Branden Kaupe 1-(minus-2), Team 1-(minus 12).

PASSING – Farrington: Tamapua 9-18-2--123. **Baldwin:** Ewaliko 13-20-1--109.

RECEIVING – Farrington: Toma Barrett 7-111, Shane Cabato-Machado 1-6, Tyler Milton Liana 1-6. **Baldwin:** Kaupe 2-1, Camvel 7-41, Kyson-Lee Kaiama 1-11, Malafu 2-33, Brandon Fernandez 1-23.

Semifinal – Friday, Nov. 18, 2011 – Aloha Stadium. Attendance: 8,659

#2 Punahou 35, #3 Baldwin 0

	1	2	3	4	Total
Baldwin (9-2)	0	0	0	0	0
Punahou (11-2)	7	14	7	7	35

Scoring Summary:

1st 07:10 PUNAHOU - SEKONA, KJ 3 pass from TUILETA, Larry (FAIRBAIRN, Kaimi kick)

2nd 03:13 PUNAHOU - LAKALAKA, Steven 5 run (FAIRBAIRN, Kaimi kick)

00:24 PUNAHOU - TUIASOA, Ryan 10 pass from TUILETA, Larry (FAIRBAIRN, Kaimi kick)

3rd 07:15 PUNAHOU - LEE, Cody 28 pass from TUILETA, Larry (FAIRBAIRN, Kaimi kick)

4th 09:07 PUNAHOU - JOHNSON, Malik 27 pass from TUILETA, Larry (FAIRBAIRN, Kaimi kick)

	BALDWIN	PUNAHOU
FIRST DOWNS	8	20
RUSHES-YARDS (NET)	30-40	24-91
PASSING YDS (NET)	45	279
Passes Att-Comp-Int.....	14-4-0	35-26-0
TOTAL OFFENSE PLAYS-YARDS	44-85	59-370
Fumble Returns-Yards.....	0-0	0-0
Punt Returns-Yards.....	1-3	3-56
Kickoff Returns-Yards.....	1-57	1-13
Interception Returns-Yards....	0-0	0-0
Punts (Number-Avg).....	7-41.7	3-46.3
Fumbles-Lost.....	2-1	1-0
Penalties-Yards.....	4-40	9-92
Possession Time.....	20:03	27:57
Third-Down Conversions.....	2 of 12	9 of 13
Fourth-Down Conversions.....	0 of 1	0 of 0
Red-Zone Scores-Chances.....	0-0	3-3
Sacks By: Number-Yards.....	0-0	0-0

RUSHING: Baldwin-MALAFU, Vetekina 10-25; EWALIKO, Keelan 18-16; CAMVEL, Kaiiana 1-5; TASINI, Pasoni 1-minus 6. **Punahou**-LAKALAKA, Steven 16-75; SCHWARTZ, D. 3-8; DYAS, Kale 2-7; LEE, Cody 1-2; TUILETA, Larry 2-minus 1.

PASSING: Baldwin-EWALIKO, Keelan 4-14-0-45. **Punahou**-TUILETA, Larry 24-33-0-264; DYAS, Kale 2-2-0-15.

RECEIVING: Baldwin-CAMVEL, Kaiiana 3-40; FERNANDEZ, B. 1-5. **Punahou**-JOHNSON, Malik 5-41; LAKALAKA, Steven 4-32; DYAS, Kale 4-29; LEE, Cody 3-48; WILLEY, Noah 2-38; McCLAFFERTY, T. 2-36; TUIASOA, Ryan 2-28; COMBS, Dylan 2-15; SAULA, Micah 1-9; SEKONA, KJ 1-3.

INTERCEPTIONS: Baldwin-None. **Punahou**-None.

FUMBLES: Baldwin-EWALIKO, Keelan 2-1. **Punahou**-COMBS, Dylan 1-0.

Kickoff time: 4:07 pm End of Game: 6:29 pm Total elapsed time: 2:22
Officials: Referee: Rhys Amimoto; Umpire: Gary Ferreira; Linesman: Wade Miranda;
Line judge: Allen Marshall; Back judge: Santos Barbasa; Field judge: Robert Victor;
Side judge: Duane Moku; Scorer: Natalie Iwamoto;
Temperature: 81 Wind: ENE 17 Weather: Partly cloudy, humidity 65%

Championship – Friday, Nov. 25, 2011 – Aloha Stadium. Attendance: 20,058

#1 Kahuku 30, #2 Punahou 24

	1	2	3	4	Total
Punahou (11-3)	0	7	3	14	24
Kahuku (12-1)	10	14	0	6	30

Scoring Summary:

1st 06:00 KAHUKU - ALULI, Kekahu 38 field goal
 03:26 KAHUKU - WILY, Aofaga 5 run (ALULI, Kekahu kick)
 2nd 09:55 KAHUKU - FAKATOU, M. 23 pass from LIVAI, Lasi (ALULI, Kekahu kick)
 05:52 KAHUKU - FISO, Mikeli 16 pass from LIVAI, Lasi (ALULI, Kekahu kick)
 01:25 PUNAHOU - HANOANO, Logan 0 fumble recovery (FAIRBAIRN, Kaimi kick)
 3rd 03:55 PUNAHOU - FAIRBAIRN, Kaimi 25 field goal
 4th 06:57 PUNAHOU - LAKALAKA, Steven 24 pass fr TUILETA, Larry (FAIRBAIRN, Kaimi kick)
 01:47 KAHUKU - FAKATOU, M. 30 run (ALULI, Kekahu kick blockd)
 00:24 PUNAHOU - LAKALAKA, Steven 6 pass fr TUILETA, Larry (FAIRBAIRN, Kaimi kick)

	PUNAHOU	KAHUKU
FIRST DOWNS	13	16
RUSHES-YARDS (NET)	17-62	46-226
PASSING YDS (NET)	180	77
Passes Att-Comp-Int.....	41-22-3	12-6-1
TOTAL OFFENSE PLAYS-YARDS	58-242	58-303
Fumble Returns-Yards.....	0-0	0-0
Punt Returns-Yards.....	1-0	1--3
Kickoff Returns-Yards.....	4-84	1-48
Interception Returns-Yards....	1-0	3-27
Punts (Number-Avg).....	3-45.3	4-29.8
Fumbles-Lost.....	3-2	4-2
Penalties-Yards.....	7-68	8-55
Possession Time.....	22:38	25:22
Third-Down Conversions.....	5 of 13	5 of 11
Fourth-Down Conversions.....	2 of 3	0 of 0
Red-Zone Scores-Chances.....	2-2	2-3
Sacks By: Number-Yards.....	3-18	0-0

RUSHING: Punahou-LAKALAKA, Steven 13-64; TUILETA, Larry 1-4; JOHNSON, Malik 2-0; KAMANA, Tim 1-minus 6. **Kahuku**-WILY, Aofaga 27-180; FAKATOU, M. 8-39; JOHNSON, K. 3-14; LIUA, PJ 2-12; MOE, Sterling 1-3; TEAM 2-minus 4; LIVAI, Lasi 3-minus 18.

PASSING: Punahou-TUILETA, Larry 22-41-3-180. **Kahuku**-LIVAI, Lasi 5-10-1-71; JOHNSON, K. 1-2-0-6.

RECEIVING: Punahou-JOHNSON, Malik 5-56; LAKALAKA, Steven 5-49; DYAS, Kale 3-24; McCLAFFERTY, T. 3-9; WILLEY, Noah 2-17; LEE, Cody 2-14; TUIASOA, Ryan 2-11. **Kahuku**-FISO, Mikeli 3-31; FAKATOU, M. 1-23; JOHNSON, K. 1-14; NAGY, Spencer 1-9.

INTERCEPTIONS: Punahou-HERNANDEZ, Zach 1-0. **Kahuku**-BEATTY, Bronson 1-25; RAMIREZ, Evan 1-2; KUALIII-MOE, M. 1-0.

FUMBLES: Punahou-COMBS, Dylan 1-1; LAKALAKA, Steven 1-1; LEE, Cody 1-0. **Kahuku**-FAKATOU, M. 2-2; LIVAI, Lasi 1-0; WILY, Aofaga 1-0.

Kickoff time: 7:18 pm End of Game: 9:50 pm Total elapsed time: 2:32
 Officials: Referee: Brian Alos; Umpire: Gary Ferreira; Linesman: Scott Smith;
 Line judge: Rhys Amimoto; Back judge: Ron Tacadena; Field judge: Vernon Nakamoto;
 Side judge: Duane Moku; Scorer: Dara Young;
 Temperature: 77 deg. Wind: NNE 7 mph Weather: Partly cloudy, Humidity 62%

2012 Division 1



Quarterfinal – Friday, Nov. 9, 2012 – Kealakehe High School Farrington 34, #4 Kealakehe 25

	1	2	3	4	Total
Farrington (10-2)	8	6	7	13	34
Kealakehe (10-2)	6	0	6	13	25

KEAL - Lennox Jones, 1 yard run. (V. Paogofie kick failed)
 FARR - Tyler Taumua, 2 yard run. (T. Taumua run good)
 FARR - T. Taumua, 14 yard run. (J. Tamashiro kick failed)
 KEAL - Kainoa Kipapa, 1 yard run. (K. Kipapa run failed)
 FARR - Abraham Silva, 16 yard run. (J. Tamashiro kick good)
 KEAL - David Fangupo, 2 yard run. (K. Yates kick good)
 FARR - A. Silva, 5 yard run. (J. Tamashiro kick failed)
 KEAL - L. Jones, 40 yard run. (L. Jones run failed)
 FARR - T. Taumua, 7 yard run. (J. Tamashiro kick good)

RUSHING - Farrington: Abraham Silva 24-172, Tyler Taumua 19-144, Montana Liana 1--5, Team 3-(-6). **Kealakehe:** Lennox Jones 18-141, David Fangupo 7-28, Giuseppe Zapataoliva 4-24, Kainoa Kipapa 4-15, Jordan Cristobal 14-(-4), Team 1-(-6).

PASSING - Farrington: Montana Liana 6-12-0-58. **Kealakehe:** Jordan Cristobal 4-9-2-54.

RECEIVING - Farrington: Joshua Teixeira 2-23, James Hashimoto 2-20, Tyler Liana 2-15. **Kealakehe:** Vincent Paogofie 1-27, Giuseppe Zapataoliva 1-16, Lennox Jones 2-11.

Quarterfinal – Friday, Nov. 9, 2012 – War Memorial Stadium Mililani 24, #3 Baldwin 13

	1	2	3	4	Total
Mililani (10-2)	3	7	7	7	24
Baldwin (7-3)	13	0	0	0	13

BAL - Keelan Ewaliko, 18 yard run. (K. Ewaliko kick good)
 MIL - Ryan Carlomany, 31 yard field goal.
 BAL - K. Ewaliko, 30 yard field goal.
 BAL - K. Ewaliko, 40 yard field goal.
 MIL - Dayton Furuta, 2 yard run. (R. Cantomany kick good)
 MIL - Ekolu Ramos, 8 yard pass from Jarin Morikawa. (R. Cantomany kick good)
 MIL - D. Furuta, 11 yard run. (R. Cantomany kick good)

RUSHING - Mililani: Dayton Furuta 23-118, Pakelo Lee 9-31, Jarin Morikawa 7-(-17). **Baldwin:** Keelan Ewaliko 21-115, Dusty Flores 11-27, Zacharia Coloma-Mariano 1-5.

PASSING - Mililani: Jarin Morikawa 17-31-0-177. **Baldwin:** Keelan Ewaliko 6-23-1-56.

RECEIVING - Mililani: Ekolu Ramos 8-85, Erren Jean-Pierre 4-49, Kahlil Stevens 2-30, Dakota Turner 1-7, Kainoa Wilson 1-5, Colton Dayacos-Gaspar 1-1. **Baldwin:** Zacharia Coloma-Mariano 3-38, Kyson-Lee Kaiama 1-11, Ryan Graham 2-7.

Semifinal – Friday, Nov. 16, 2012 – Aloha Stadium. Attendance: 6,972

#2 Punahou 49, Mililani 19

	1	2	3	4	Total
Mililani (10-3)	13	0	0	6	19
Punahou (8-2)	7	14	14	14	49

Scoring Summary:

1st 08:35 PUNAHOU - SEKONA, K.J. 5 pass from TUILETA, Larry (McDONALD, Kainoa kick)
 05:16 MILILANI - RAMOS, Ekolu 19 pass from MORIKAWA, Jarin (CARLOMANY, Ryan kick)
 02:22 MILILANI - JEAN-PIERRE, E. 18 pass fr MORIKAWA, Jarin (CARLOMANY kick block)
 2nd 08:52 PUNAHOU - TUIASOA, Ryan 1 run (McDONALD, Kainoa kick)
 02:27 PUNAHOU - NOA, Kanawai 68 pass from TUILETA, Larry (McDONALD, Kainoa kick)
 3rd 07:13 PUNAHOU - TORRES, Dakota 3 pass from TUILETA, Larry (McDONALD, Kainoa kick)
 00:54 PUNAHOU - WILLEY, Noah 28 pass from TUILETA, Larry (McDONALD, Kainoa kick)
 4th 09:26 PUNAHOU - TUIASOA, Ryan 1 run (McDONALD, Kainoa kick)
 08:44 MILILANI - JEAN-PIERRE, E. 16 pass fr MORIKAWA, Jarin (MORIKAWA pass fail)
 05:56 PUNAHOU - TUIASOA, Ryan 87 pass from TUILETA, Larry (TRIFONOVITCH, A. kick)

	MILILANI	PUNAHOU
FIRST DOWNS	24	19
RUSHES-YARDS (NET)	35-66	27-81
PASSING YDS (NET)	295	420
Passes Att-Comp-Int.....	50-23-2	35-24-0
TOTAL OFFENSE PLAYS-YARDS	85-361	62-501
Fumble Returns-Yards.....	0-0	0-0
Punt Returns-Yards.....	2-3	5-16
Kickoff Returns-Yards.....	5-99	2-37
Interception Returns-Yards....	0-0	2-16
Punts (Number-Avg).....	8-33.8	7-33.3
Fumbles-Lost.....	0-0	2-1
Penalties-Yards.....	4-18	11-110
Possession Time.....	27:12	20:48
Third-Down Conversions.....	4 of 19	5 of 12
Fourth-Down Conversions.....	2 of 5	0 of 0
Red-Zone Scores-Chances.....	3-5	4-4
Sacks By: Number-Yards.....	3-13	5-16

RUSHING: Mililani-LEE, Pakelo 16-50; FURUTA, Dayton 12-25; DAYACOS-GASPAR 1-5; MORIKAWA, Jarin 6-minus 14. **Punahou**-TUIASOA, Ryan 15-60; HOSODA, Heisman 5-31; NOA, Kanawai 1-8; TEAM 2-minus 2; TUILETA, Larry 4-minus 16.

PASSING: Mililani-MORIKAWA, Jarin 23-49-2-295; TEAM 0-1-0-0. **Punahou**-TUILETA, Larry 24-35-0-420.

RECEIVING: Mililani-SINN, Preston 9-109; JEAN-PIERRE, E. 3-47; RAMOS, Ekolu 3-34; DAYACOS-GASPAR 3-29; WILSON, Kainoa 2-27; REEDY, Ryan 2-12; CAMARILLO, D. 1-37. **Punahou**-NOA, Kanawai 11-229; SITAR, Trent 6-47; TUIASOA, Ryan 2-99; TORRES, Dakota 2-9; SEKONA, K.J. 2-8; WILLEY, Noah 1-28.

INTERCEPTIONS: Mililani-None. **Punahou**-SHIZUMURA, Chaz 1-8; WATANABE, Dayson 1-8.

FUMBLES: Mililani-None. **Punahou**-SHIZUMURA, Chaz 1-1; AUGAFA, Joseph 1-0.

Kickoff time: 4:40 PM End of Game: 7:24 PM Total elapsed time: 2:44
 Officials: Scorer: Dara Young;
 Temperature: 80 deg. Wind: NE 17 MPH Weather: Partly cloudy

Semifinal – Friday, Nov. 16, 2012 – Aloha Stadium. Attendance: 6,972

#1 Kahuku 47, Farrington 14

	1	2	3	4	Total
Farrington (10-3)	0	0	6	8	14
Kahuku (11-0)	7	17	16	7	47

Scoring Summary:

- 1st 06:19 KAHUKU - WILY JR., Aofaga 5 yd run (SAMSEL, Jake kick)
- 2nd 07:48 KAHUKU - WILY JR., Aofaga 2 yd run (SAMSEL, Jake kick)
- 05:54 KAHUKU - WILY JR., Aofaga 18 yd run (SAMSEL, Jake kick)
- 02:13 KAHUKU - SAMSEL, J. 47 yd field goal
- 3rd 11:41 KAHUKU - THOMPSON, L. 95 yd kickoff return (SAMSEL, Jake kick)
- 04:53 FARRINGT - TAUMUA, Tyler 2 yd run (LIANA, Montana pass failed)
- 01:36 KAHUKU - WILY JR., Aofaga 7 yd run (SAMSEL, Jake kick)
- 00:15 KAHUKU - TEAM safety
- 4th 09:06 KAHUKU - SIILATA, Pupi 18 yd run (SAMSEL, Jake kick)
- 07:27 FARRINGT - TAUMUA, Tyler 78 yd run (LIANA, Tyler pass from LIANA, Montana)

	FARRINGT	KAHUKU
FIRST DOWNS	8	15
RUSHES-YARDS (NET)	39-82	41-196
PASSING YDS (NET)	40	92
Passes Att-Comp-Int.....	9-4-0	13-6-0
TOTAL OFFENSE PLAYS-YARDS	48-122	54-288
Fumble Returns-Yards.....	0-0	0-0
Punt Returns-Yards.....	2-7	2-20
Kickoff Returns-Yards.....	1-19	2-123
Interception Returns-Yards....	0-0	0-0
Punts (Number-Avg).....	8-32.9	4-34.0
Fumbles-Lost.....	4-1	2-0
Penalties-Yards.....	11-63	5-45
Possession Time.....	24:58	23:02
Third-Down Conversions.....	3 of 14	2 of 9
Fourth-Down Conversions.....	0 of 1	1 of 2
Red-Zone Scores-Chances.....	1-1	5-6
Sacks By: Number-Yards.....	0-0	6-40

RUSHING: Farrington-TAUMUA, Tyler 19-104; SILVA, Amo 9-32; LAVATAI, Sanele 1-7; LAVATAI, S. 1-3; ANAKALEA, Jackie 1-1; TEAM 1-minus 20; LIANA, Montana 7-minus 45.
Kahuku-WILY JR., Aofaga 24-141; SIILATA, Pupi 2-18; AFALAVA, Soli 5-17; LIVAI, Lasi 2-14; ALAPA, Malosi 1-6; AH YOU, Quayd 6-2; TEAM 1-minus 2.

PASSING: Farrington-LIANA, Montana 3-8-0-12; TAUMUA, Tyler 1-1-0-28. **Kahuku**-LIVAI, Lasi 6-13-0-92.

RECEIVING: Farrington-SILVA, Amo 1-28; ANAKALEA, Jackie 1-9; TAUMUA, Tyler 1-3; LIANA, Tyler 1-0. **Kahuku**-THOMPSON, L. 2-47; WILY JR., Aofaga 2-24; AFALAVA, Soli 1-15; JOHNSON, Kawe 1-6.

INTERCEPTIONS: Farrington-None. **Kahuku**-None.

FUMBLES: Farrington-TAUMUA, Tyler 2-0; TEAM 1-0; LIANA, Montana 1-1. **Kahuku**-LIVAI, Lasi 1-0; SIILATA, Pupi 1-0.

Kickoff time: 7:59 pm End of Game: 10:31 pm Total elapsed time: 2:32

Championship – Friday, Nov. 23, 2012 – Aloha Stadium. Attendance: 17,820

#1 Kahuku 42, #2 Punahou 20

	1	2	3	4	Total
Punahou (8-3)	0	0	14	6	20
Kahuku (12-0)	0	21	0	21	42

Scoring Summary:

2nd 09:27 KAHUKU - WILY JR., Aofaga 53 yd run (SAMSEL, Jake kick)
 02:27 KAHUKU - THOMPSON, L. 29 yd pass from LIVAI, Lasi (SAMSEL, Jake kick)
 00:05 KAHUKU - JOHNSON, Kawe 53 yd pass from LIVAI, Lasi (SAMSEL, Jake kick)

3rd 05:51 PUNAHOU - TUIASOA, Ryan 25 yd run (McDONALD, Kainoa kick)
 01:10 PUNAHOU - TUIASOA, Ryan 8 yd run (McDONALD, Kainoa kick)

4th 09:52 KAHUKU - WILY JR., Aofaga 38 yd run (SAMSEL, Jake kick)
 09:40 KAHUKU - CRAVENS, Will 6 yd fumble recovery (SAMSEL, Jake kick)
 06:56 KAHUKU - WILY JR., Aofaga 25 yd run (SAMSEL, Jake kick)
 02:10 PUNAHOU - TUIASOA, Ryan 3 yd run (McDONALD, Kainoa rush failed)

	PUNAHOU	KAHUKU
FIRST DOWNS	16	13
RUSHES-YARDS (NET)	27-107	47-235
PASSING YDS (NET)	171	111
Passes Att-Comp-Int.....	32-17-3	10-4-0
TOTAL OFFENSE PLAYS-YARDS	59-278	57-346
Fumble Returns-Yards.....	0-0	2-8
Punt Returns-Yards.....	3-3	0-0
Kickoff Returns-Yards.....	4-79	3-26
Interception Returns-Yards....	0-0	3-45
Punts (Number-Avg).....	6-37.2	8-37.5
Fumbles-Lost.....	4-3	2-1
Penalties-Yards.....	5-37	9-71
Possession Time.....	20:48	27:12
Third-Down Conversions.....	5 of 14	3 of 14
Fourth-Down Conversions.....	1 of 2	1 of 2
Red-Zone Scores-Chances.....	2-2	0-0
Sacks By: Number-Yards.....	0-0	3-21

RUSHING: Punahou-TUIASOA, Ryan 22-118; HOSODA, Heisman 1-1; TUILETA, Larry 4-minus 12.
Kahuku-WILY JR., Aofaga 26-188; JOHNSON, Kawe 5-30; GALEAI, Devailo 4-12;
 ELMORE, Spencer 2-3; SIILATA, Pupi 3-3; AFALAVA, Soli 1-2; LIVAI, Lasi 1-2;
 ALAPA, Malosi 1-2; AH YOU, Quayd 1-0; TEAM 1-minus 2; FONOMOANA, M. 2-minus 5.

PASSING: Punahou-TUILETA, Larry 17-32-3-171. **Kahuku**-LIVAI, Lasi 4-9-0-111;
 JOHNSON, Kawe 0-1-0-0.

RECEIVING: Punahou-NOA, Kanawai 6-82; TUIASOA, Ryan 4-49; SITAR, Trent 2-6;
 SEKONA, K.J. 2-6; COMBS, Dylan 1-12; CHEE, Keanu 1-11; TORRES, Dakota 1-5. **Kahuku**-
 THOMPSON, L. 2-49; CRAVENS, Will 1-11; GALEAI, Devailo 1-minus 2; JOHNSON, Kawe 0-53.

INTERCEPTIONS: Punahou-None. **Kahuku**-JOHNSON, Kawe 2-45; THOMPSON, L. 1-0.

FUMBLES: Punahou-TEAM 1-1; TUIASOA, Ryan 1-1; CHEE, Keanu 1-1; SHIZUMURA, Chaz 1-0.
Kahuku-SIILATA, Pupi 1-0; FONOMOANA, M. 1-1.

Kickoff time: 7:41 PM End of Game: 10:09 PM Total elapsed time: 2:28
 Officials: Referee: Robert Victor; Umpire: Sam Wilson; Linesman: Scott Smith;
 Line judge: Wade Miranda; Back judge: Santos Barbasa; Field judge: Duane Moku;
 Side judge: Craig Shaner; Scorer: Dara Young;
 Temperature: 82 deg. Wind: SW 10 mph Weather: Partly cloudy, haze

2013 Division 1

Quarterfinal – Friday, Nov. 8, 2013 – War Memorial Stadium Farrington 21, #3 Baldwin 3

	1	2	3	4	Total
Farrington (9-3)	7	7	0	7	21
Baldwin (6-5)	3	0	0	0	3



Scoring Summary:

1st 07:17 BALDWIN - CASCO, Ricky 43 yd field goal
 04:28 FARR - LAVATAI, Sanele 9 yd run (SASAOKA, Kekoa kick)
 2nd 00:32 FARR - BAGUIO, Jacob 12 yd pass from LIANA, Montana (SASAOKA, Kekoa kick)
 4th 03:49 FARR - HUFANGA, Sitale 7 yd run (SASAOKA, Kekoa kick)

	FARR	BALDWIN
FIRST DOWNS	22	11
RUSHES-YARDS (NET)	40-211	23-4
PASSING YDS (NET)	196	107
Passes Att-Comp-Int.....	27-14-0	26-17-3
TOTAL OFFENSE PLAYS-YARDS	67-407	49-111
Fumble Returns-Yards.....	0-0	0-0
Punt Returns-Yards.....	2-10	1-1
Kickoff Returns-Yards.....	1-10	2-45
Interception Returns-Yards....	3-7	0-0
Punts (Number-Avg).....	4-34.0	6-33.2
Fumbles-Lost.....	0-0	0-0
Penalties-Yards.....	12-115	4-36
Possession Time.....	26:38	21:22
Third-Down Conversions.....	6 of 13	2 of 11
Fourth-Down Conversions.....	0 of 2	0 of 0
Red-Zone Scores-Chances.....	3-6	0-1
Sacks By: Number-Yards.....	3-23	0-0

RUSHING: Farrington-LAVATAI, Sanele 16-105; HUFANGA, Sitale 13-75; MASALOSALO, Man 5-28; LIANA, CJ 2-5; TATUPU-LEOPOLDO 1-4; LIANA, Montana 1-2; TUI, BUGSY 1-2; TEAM 1-minus 10. Baldwin-LUIS, Keenan 4-14; FLORES, Dusty 9-9; BADILLO, Jeremi 1-minus 3; KAE0-MATA, Kawe 1-minus 3; AKAKA-FOSTER, J 8-minus 13.

PASSING: Farrington-LIANA, Montana 14-27-0-196. Baldwin-AKAKA-FOSTER, J 17-26-3-107.

RECEIVING: Farrington-BAGUIO, Jacob 8-115; HUGHES, Akui 3-44; SCANLAN, Enele 2-24; MCENROE, Jacob 1-13. Baldwin-BADILLO, Jeremi 9-70; TANAKA, Atrell 3-28; KAE0-MATA, Kawe 2-16; MAGLENTE-TONU, 1-2; KAZANECKI, Chri 1-minus 3; FLORES, Dusty 1-minus 6.

INTERCEPTIONS: Farrington-MCENROE, Jacob 1-7; WILLIAMS, Manle 1-0; BOYD, Roger 1-0. Baldwin-None.

FUMBLES: Farrington-None. Baldwin-None.

Kickoff time: 6:12 pm End of Game: 8:36 pm Total elapsed time: 2:24
 Officials: Referee: Cal Evans; Umpire: Mike Simonds; Linesman: Shawn McGurrin;
 Line judge: Lionel Montalvo; Back judge: Robert Victor; Field judge: Ryan Teshima;
 Side judge: Lyle Cabacungan; Scorer: Tom Yoshida;
 Temperature: 80 deg. Wind: NE 19 mph Weather: Fair

Quarterfinal – Friday, Nov. 8, 2013 – Kea‘au High School

Campbell 42, #3 Hilo 27

	1	2	3	4	Total
Campbell (9-3)	0	14	7	21	42
Hilo (10-2)	7	0	10	10	27

HILO - Donovan Kelley, 11 yard run. (Rayce Takayesu kick good)

CAMP - Amosa Amosa, 38 yard pass from Isaac Hurd. (Bryson Maximo kick good)

CAMP - A. Amosa, 11 yard pass from I. Hurd. (B. Maximo kick good)

HILO - D. Kelley, 70 yard pass from Sione Atuekaho. (R. Takayesu kick good)

HILO - R. Takayesu, 31 yard field goal.

CAMP - Kainoa Perry, 23 yard pass from I. Hurd. (B. Maximo kick good)

CAMP - Jayce Bantolina, 39 yard pass from I. Hurd. (B. Maximo kick good)

CAMP - I. Hurd, 13 yard run. (B. Maximo kick good)

CAMP - Solomon Matautia, 58 yard punt return. (B. Maximo kick good)

HILO - Safety

HILO - Shelton Lerma, 25 yard pass from D. Kelley. (D. Kelley run good)

RUSHING - Campbell: Austin May 10-38, Isaac Hurd 12-25, Galuenga Castro 2-18, Kona Reiny-Aloy 1-1, Team 1-(-23). **Hilo:** Tristan Spikes 15-82, Donovan Faoa Kelley 12-13, Ofa Fahiua 3-3, Aven Kualii 1-0, Team 1-(-16).

PASSING - Campbell: Isaac Hurd 27-36-0-375. **Hilo:** Donovan Faoa Kelley 5-10-0-102, Sioneikavuka Atuekaho 2-13-0-79, Aven Kualii 0-1-0-0.

RECEIVING - Campbell: Kainoa Perry 9-116, Amosa Amosa Jr. 7-103, Jayce Bantolina 3-71, Keola Himan 2-56, Galuenga Castro 3-14, Kona Reiny-Aloy 2-11, Tyler Subia 1-4. **Hilo:** Donovan Faoa Kelley 1-70, Kaonohi Boteilho 1-38, Tristan Spikes 3-32, Shelton Lerma 1-25, Jeffrey Kono 1-16.

Semifinal – Friday, Nov. 15, 2013 – Aloha Stadium. Attendance: 8,601

#2 Mililani 41, Campbell 7

	1	2	3	4	Total
Campbell (9-4)	0	0	0	7	7
Mililani (12-1)	7	21	7	6	41

Scoring Summary:

1st 05:38 MILI - TIMOTEO, Kalaka 12 yd pass from MILTON, McKenzi (MATAS, Marc kick)
2nd 08:07 MILI - ADER, Bronsen 24 yd pass from MILTON, McKenzi (MATAS, Marc kick)
06:55 MILI - FURUTA, Dayton 3 yd run (MATAS, Marc kick)
04:28 MILI - WILSON, Kainoa 54 yd punt return (MATAS, Marc kick)
3rd 01:28 MILI - FURUTA, Dayton 1 yd run (MATAS, Marc kick)
4th 10:26 MILI - MALEPEAI, Vavae 16 yd run (MATAS, Marc kick failed)
03:33 CAMPBELL - HURD, Isaac 31 yd run (MAXIMO, Bryson kick)

	CAMPBELL	MILI
FIRST DOWNS	13	25
RUSHES-YARDS (NET)	31-4	41-164
PASSING YDS (NET)	151	184
Passes Att-Comp-Int.....	29-12-0	27-15-1
TOTAL OFFENSE PLAYS-YARDS	60-155	68-348
Fumble Returns-Yards.....	0-0	0-0
Punt Returns-Yards.....	1-10	3-54
Kickoff Returns-Yards.....	5-103	2-18
Interception Returns-Yards....	1-29	0-0
Punts (Number-Avg).....	10-33.7	3-40.7
Fumbles-Lost.....	2-1	5-3
Penalties-Yards.....	9-96	3-35
Possession Time.....	28:00	20:00
Third-Down Conversions.....	2 of 13	9 of 15
Fourth-Down Conversions.....	0 of 0	1 of 1
Red-Zone Scores-Chances.....	0-0	4-5
Sacks By: Number-Yards.....	3-41	11-80

RUSHING: Campbell-PERRY, Kainoa 1-6; HIMAN, Keola 2-4; MAY, Austin 7-3; CASTRO, Galuega 1-minus 1; HURD, Isaac 20-minus 8. **Mililani**-MALEPEAI, Vavae 17-76; MILTON, McKenzi 11-73; FURUTA, Dayton 8-37; WILSON, Kainoa 1-4; PADELLO, Kelii 1-2; LEE, Pakelo 1-minus 1; FALEAFINE, Robe 1-minus 9; TEAM 1-minus 18.

PASSING: Campbell-HURD, Isaac 9-24-0-127; PERRY, Kainoa 3-5-0-24. **Mililani**-MILTON, McKenzi 13-24-1-170; FALEAFINE, Robe 2-3-0-14; TEAM 0-0-0-0.

RECEIVING: Campbell-PERRY, Kainoa 5-39; BANTONLINA, Jay 2-44; AMOSA Jr. Amosa 1-23; CASTRO, Galuega 1-21; REINY-ALOY, Kon 1-13; SUBIA, Tyler 1-7; CARINO, Kameron 1-4. **Mililani**-RAMOS, Bronson 4-42; WILSON, Kainoa 3-41; REEDY, Ryan 3-34; ADER, Bronsen 2-30; MALEPEAI, Vavae 1-17; TIMOTEO, Kalaka 1-12; MATSUOKA, Alan 1-8.

INTERCEPTIONS: Campbell-TAITO, Abiel 1-29. **Mililani**-None.

FUMBLES: Campbell-MAY, Austin 1-0; HURD, Isaac 1-1. **Mililani**-MALEPEAI, Vavae 2-2; ADER, Bronsen 1-0; WILSON, Kainoa 1-0; TEAM 1-1.

Kickoff time: 4:37 pm End of Game: 7:21 pm Total elapsed time: 2:44
Officials: Referee: Rhys Amimoto; Umpire: Mike Goshima; Linesman: Jacob Wittler;
Line judge: Allen Marshall; Back judge: Doug Hunt; Field judge: Chris Chitwood;
Side judge: Adam Marshall;

Semifinal – Friday, Nov. 15, 2013 – Aloha Stadium. Attendance: 8,601

#1 Punahou 48, Farrington 6

	1	2	3	4	Total
Farrington (9-4)	0	0	6	0	6
Punahou (10-0)	12	8	14	14	48

Scoring Summary:

1st 10:41 PUNAHOU - SITAR, Trent 21 pass fr TUILETA, Larry (MCDONALD, Ch kick blockd)
 05:12 PUNAHOU - TAULAPAPA, Wayn 1 run (MCDONALD, Charl kick failed)
 2nd 01:02 PUNAHOU - NOA, Kanawai 77 pass fr TUILETA (TORRES, Dakota pass fr TUILETA)
 3rd 09:07 PUNAHOU - SEKONA, Kotoni 14 pass fr TUILETA, Larry (MCDONALD, Charl kick)
 04:40 FARRINGT - BAGUIO, Jacob 61 pass fr LIANA, Montana (SASAOKA, Kekoa pass fail)
 01:15 PUNAHOU - TAULAPAPA, Wayn 21 pass fr TUILETA, Larry (MCDONALD, Charl kick)
 4th 10:58 PUNAHOU - TORRES, Dakota 38 pass from TUILETA, Larry (MCDONALD, Charl kick)
 04:52 PUNAHOU - SEKONA, Kotoni 16 run (MCDONALD, Charl kick)

	FARRINGT	PUNAHOU
FIRST DOWNS	12	21
RUSHES-YARDS (NET)	34-62	17-57
PASSING YDS (NET)	124	430
Passes Att-Comp-Int.....	28-10-1	34-23-1
TOTAL OFFENSE PLAYS-YARDS	62-186	51-487
Fumble Returns-Yards.....	0-0	0-0
Punt Returns-Yards.....	0-0	0-0
Kickoff Returns-Yards.....	5-107	1-17
Interception Returns-Yards....	1-30	1-0
Punts (Number-Avg).....	8-36.4	4-39.5
Fumbles-Lost.....	1-0	2-1
Penalties-Yards.....	10-50	6-62
Possession Time.....	30:05	17:55
Third-Down Conversions.....	2 of 13	3 of 8
Fourth-Down Conversions.....	0 of 2	0 of 0
Red-Zone Scores-Chances.....	0-1	3-3
Sacks By: Number-Yards.....	3-14	9-45

RUSHING: Farrington-MASALOSALO, Man 14-74; HUFANGA, Sitale 4-15; TUI, BUGSY 2-11; ANEKI, Andrew 2-5; CHAFFIN, Jathen 1-minus 5; LIANA, Montana 11-minus 38. **Punahou**-SEKONA, Kotoni 3-28; TULILOA, Ephrai 1-22; TAULAPAPA, Wayn 10-21; TUILETA, Larry 3-minus 14.

PASSING: Farrington-LIANA, Montana 10-24-1-124; CHAFFIN, Jathen 0-3-0-0; TATUPU-LEOPOLDO 0-1-0-0. **Punahou**-TUILETA, Larry 23-34-1-430.

RECEIVING: Farrington-CHAFFIN, Derric 4-40; BAGUIO, Jacob 3-80; LIANA, CJ 1-6; MCENROE, Jacob 1-minus 1; TUI, BUGSY 1-minus 1. **Punahou**-TAULAPAPA, Wayn 5-86; TORRES, Dakota 4-83; SITAR, Trent 4-54; NOA, Kanawai 3-115; MORRIS, Luke 3-47; SEKONA, Kotoni 1-14; COMBS, Dylan 1-13; MA'A, Micah 1-9; HOSODA, Heisman 1-9.

INTERCEPTIONS: Farrington-LAVE, Titus 1-30. **Punahou**-ODA, Randon 1-0.

FUMBLES: Farrington-BOYD, Roger 1-0. **Punahou**-HOSODA, Heisman 1-0; TAULAPAPA, Wayn 1-1.

Kickoff time: 7:59 pm End of Game: 10:39 pm Total elapsed time: 2:40
 Officials: Referee: Mel Quertero; Umpire: Sam Wilson; Linesman: Scott Smith;
 Line judge: Ivan Carvalo; Back judge: Aaron Orsatti; Field judge: Ray Pasion;
 Side judge: Wade Miranda;

Championship – Saturday, Nov. 23, 2013 – Aloha Stadium. Attendance:

#1 Punahou 28, #2 Mililani 22

	1	2	3	4	Total
Mililani (12-2)	0	8	0	14	22
Punahou (11-0)	7	14	0	7	28

Scoring Summary:

1st 03:14 PUNAHOU - SITAR, Trent 13 pass from TUILETA, Larry (MCDONALD, Charl kick)
 2nd 06:14 PUNAHOU - NOA, Kanawai 26 pass from TUILETA, Larry (MCDONALD, Charl kick)
 01:19 PUNAHOU - TORRES, Dakota 20 pass from TUILETA, Larry (MCDONALD, Charl kick)
 00:16 MILILANI - TIMOTEO, Kalaka 6 pass fr MILTON (NAMU, Ian pass fr REEDY, Ryan)
 4th 11:55 PUNAHOU - TAULAPAPA, Wayn 1 run (MCDONALD, Charl kick)
 10:45 MILILANI - RAMOS, Bronson 36 pass from WILSON, Kainoa (MATAS, Marc kick)
 03:53 MILILANI - RAMOS, Bronson 62 pass from WILSON, Kainoa (MATAS, Marc kick)

	MILILANI	PUNAHOU
FIRST DOWNS	15	20
RUSHES-YARDS (NET)	27-93	33-47
PASSING YDS (NET)	225	265
Passes Att-Comp-Int.....	37-22-2	29-16-1
TOTAL OFFENSE PLAYS-YARDS	64-318	62-312
Fumble Returns-Yards.....	0-0	0-0
Punt Returns-Yards.....	0-0	2-2
Kickoff Returns-Yards.....	4-114	2-41
Interception Returns-Yards....	1-27	2-12
Punts (Number-Avg).....	5-39.8	6-36.8
Fumbles-Lost.....	1-0	0-0
Penalties-Yards.....	4-45	11-66
Possession Time.....	22:07	25:53
Third-Down Conversions.....	4 of 15	2 of 10
Fourth-Down Conversions.....	2 of 6	0 of 2
Red-Zone Scores-Chances.....	1-1	3-3
Sacks By: Number-Yards.....	5-42	2-16

RUSHING: Mililani-MILTON, McKenzi 10-57; MALEPEAI, Vavae 16-33; FURUTA, Dayton 1-3. **Punahou**-TAULAPAPA, Wayn 19-74; NOA, Kanawai 1-6; SEKONA, Kotoni 5-5; TEAM 2-minus 2; TUILETA, Larry 6-minus 36.

PASSING: Mililani-MILTON, McKenzi 20-35-2-127; WILSON, Kainoa 2-2-0-98. **Punahou**-TUILETA, Larry 16-29-1-265.

RECEIVING: Mililani-WILSON, Kainoa 8-80; ADER, Bronsen 8-19; RAMOS, Bronson 2-98; REEDY, Ryan 1-19; TIMOTEO, Kalaka 1-6; PADELLO, Kelii 1-3; MALEPEAI, Vavae 1-0. **Punahou**-TORRES, Dakota 4-66; COMBS, Dylan 3-79; NOA, Kanawai 3-51; MORRIS, Luke 2-23; TAULAPAPA, Wayn 1-17; MA'A, Micah 1-13; SITAR, Trent 1-13; FITISEMANU, Reu 1-3.

INTERCEPTIONS: Mililani-CARDINES, Jayso 1-27. **Punahou**-LAKALAKA, Ronle 1-12; AUGAFA, Joseph 1-0.

FUMBLES: Mililani-NAMU, Ian 1-0. **Punahou**-None.

Kickoff time: 7:07 PM End of Game: 9:52 PM Total elapsed time: 2:45
 Officials: Referee: Vernon Nakamoto; Umpire: Mike Goshima; Linesman: Scott Smith;
 Line judge: Cal Evans; Back judge: Duane Moku; Field judge: Mitchell Remba;
 Side judge: Ron Tacadena; Alternate: Dan Bayne;

2014 Division 1

Quarterfinal – Friday, Nov. 7, 2014 – Aloha Stadium. Attendance: 3,588
Farrington 22, #3 Baldwin 6



	1	2	3	4	Total
Maui (7-3)	6	0	0	0	6
Farrington (9-2)	7	0	15	0	22

Scoring Summary:

1st 02:04 MAUI - KELLY JR, Daniel 17 run (WILHELM, Jayden kick blockd)
 01:43 FARR - MAMIYA, Ranan 69 run (SASAOKA, Kekoa kick)
 3rd 08:38 FARR - FAAMATAU, Challe 4 run (SASAOKA, Kekoa kick)
 04:37 FARR - CHAFFIN, Derrick 35 pass from LIANA, Montana (TATUPU-LEOPOLDO rush)

	MAUI	FARR
FIRST DOWNS	13	19
RUSHES-YARDS (NET)	42-120	35-310
PASSING YDS (NET)	89	106
Passes Att-Comp-Int.....	12-7-2	11-9-0
TOTAL OFFENSE PLAYS-YARDS	54-209	46-416
Fumble Returns-Yards.....	1--2	0-0
Punt Returns-Yards.....	1-10	2-21
Kickoff Returns-Yards.....	2-35	2-48
Interception Returns-Yards....	0-0	2-0
Punts (Number-Avg).....	5-33.8	3-28.0
Fumbles-Lost.....	2-1	3-3
Penalties-Yards.....	5-41	12-89
Possession Time.....	28:14	19:29
Third-Down Conversions.....	4 of 13	1 of 5
Fourth-Down Conversions.....	1 of 4	0 of 0
Red-Zone Scores-Chances.....	1-1	1-3
Sacks By: Number-Yards.....	1-3	4-22

RUSHING: Maui-KELLY JR, Daniel 12-66; LOTULEILEI, Hani 4-27; EMELIO, Onosai 4-16; WILHELM, Jayden 3-4; LEE HOE, Austin 9-4; VAOHEA, Soane 3-3; TONGI JR, Lusita 7-0.
Farrington-MAMIYA, Ranan 13-159; FAAMATAU, Challe 13-141; ALUALU, Freedom 2-12; TUI, Buggy 1-7; TEAM 1-minus 2; LIANA, Montana 5-minus 7.

PASSING: Maui-LEE HOE, Austin 7-11-2-89; VAOHEA, Soane 0-1-0-0.
Farrington-LIANA, Montana 9-11-0-106.

RECEIVING: Maui-NICHOLS, Tristan 4-48; WILHELM, Jayden 1-36; KELLY JR, Daniel 1-8; HIROSE, Ericson 1-minus 3. **Farrington**-CHAFFIN, Derrick 4-54; KEALOHA, Kaohu 2-21; MAMIYA, Ranan 1-18; FAAMATAU, Challe 1-12; LIANA, CJ 1-1.

INTERCEPTIONS: Maui-None. **Farrington**-PAKILEATA, Sias 2-0.

FUMBLES: Maui-LEE HOE, Austin 1-0; TONGI JR, Lusita 1-1. **Farrington**-LIANA, Montana 1-1; TUI, Buggy 1-1; LIANA, CJ 1-1.

Kickoff time: 4:37pm End of Game: 7:00pm Total elapsed time: 2:23
 Officials: Referee: Doug Hunt; Umpire: Garrett Geronim; Linesman: Rhys Amimoto; Line judge: Ralph Hasegawa; Back judge: Robert Victor; Field judge: Ron Tacadena; Side judge: Tony Baysa;

Quarterfinal – Friday, Nov. 7, 2014 – Aloha Stadium. Attendance: 3,588

Kahuku 20, #4 Hilo 10

	1	2	3	4	Total
Hilo (10-1)	0	10	0	0	10
Kahuku (9-2)	0	0	3	17	20

Scoring Summary:

2nd 06:44 HILO - LERMA, Isaac 4 yd pass from ATUEKAHO, Sione (TOLENTINO-PERRY kick)
00:42 HILO - TAKAYESU, Rayce 29 yd field goal
3rd 00:55 KAH - PINHEIRO-ALVES 26 yd field goal
4th 07:43 KAH - WILY, Salanoa 25 yd run (PINHEIRO-ALVES kick)
02:34 KAH - WILY, Salanoa 2 yd run (PINHEIRO-ALVES kick)
00:50 KAH - PINHEIRO-ALVES 31 yd field goal

	HILO	KAH
FIRST DOWNS	10	12
RUSHES-YARDS (NET)	32-1	44-165
PASSING YDS (NET)	68	42
Passes Att-Comp-Int.....	20-7-2	11-3-1
TOTAL OFFENSE PLAYS-YARDS	52-69	55-207
Fumble Returns-Yards.....	1-17	1-37
Punt Returns-Yards.....	1-1	1-1
Kickoff Returns-Yards.....	2-46	0-0
Interception Returns-Yards....	1-18	2-8
Punts (Number-Avg).....	7-35.7	4-30.8
Fumbles-Lost.....	2-1	7-3
Penalties-Yards.....	12-103	15-126
Possession Time.....	24:05	23:55
Third-Down Conversions.....	1 of 12	4 of 14
Fourth-Down Conversions.....	0 of 1	1 of 1
Red-Zone Scores-Chances.....	2-3	3-4
Sacks By: Number-Yards.....	2-10	1-23

RUSHING: Hilo-SPIKES, Tristin 14-35; LERMA, Isaac 4-4; KANIAUPIO, Rylen 2-0; TOLENTINO-PERRY 2-0; CAOAGDAN, Jordan 1-minus 3; KELLEY, Donovan 1-minus 8; ATUEKAHO, Sione 8-minus 27. **Kahuku**-WILY, Salanoa 18-136; LATU, Hirkley 1-19; AFALAVA, Soli 6-18; FETISIMANU, Pena 4-12; WILLIAMS, Jrue 5-7; GILLMAN, Alohi 1-3; TAPUSOA, Aaron 1-1; SANTIAGO, Keala 2-minus 1; ALOUA, Kingsten 1-minus 15; AVEA, Samuta 5-minus 15.

PASSING: Hilo-ATUEKAHO, Sione 7-20-2-68. **Kahuku**-AVEA, Samuta 3-10-1-42; GILLMAN, Alohi 0-1-0-0.

RECEIVING: Hilo-CAOAGDAN, Jordan 2-18; LERMA, Isaac 2-17; ESPANIOLA, Cohlb 2-11; THOME, Jacob 1-22. **Kahuku**-MAGHANOY, Chance 2-36; VEA, Likio 1-6.

INTERCEPTIONS: Hilo-KELLEY, Donovan 1-18. **Kahuku**-GILLMAN, Alohi 1-6; OFAHENGAUE, John 1-2.

FUMBLES: Hilo-ATUEKAHO, Sione 2-1. **Kahuku**-AVEA, Samuta 3-0; MAGHANOY, Chance 1-1; FETISIMANU, Pena 1-1; ALOUA, Kingsten 1-0; GILLMAN, Alohi 1-1.

Kickoff time: 7:37pm End of Game: 10:25pm Total elapsed time: 2:48
Officials: Referee: Wade Miranda; Umpire: Todd Lynch; Linesman: Danny Bayne;
Line judge: Teddy Biesecker; Back judge: Matt Dery; Field judge: Santos Barbasa;
Side judge: Duane Moku;

Semifinal – Saturday, Nov. 15, 2014 – Aloha Stadium. Attendance: 10,455

#2 Mililani 17, Farrington 14

	1	2	3	4	Total
Farrington (9-3)	0	7	0	7	14
Mililani (12-0)	7	7	3	0	17

Scoring Summary:

1st 07:47 MIL - CONSTANTINO,Che 10 yd run (CUNNINGHAM,Jerr kick)
2nd 06:14 MIL - MALEPEAI,Vavae 6 yd run (CUNNINGHAM,Jerr kick)
04:21 FARR - LIANA,CJ 14 yd pass from LIANA,Montana (SASAOKA,Kekoa kick)
3rd 10:07 MIL - CUNNINGHAM,Jerr 24 yd field goal
4th 01:05 FARR - MAMIYA,Ranan 60 yd pass from LIANA,Montana (SASAOKA,Kekoa kick)

	FARR	MIL
FIRST DOWNS	19	21
RUSHES-YARDS (NET)	38-101	31-43
PASSING YDS (NET)	185	280
Passes Att-Comp-Int.....	23-15-0	27-20-0
TOTAL OFFENSE PLAYS-YARDS	61-286	58-323
Fumble Returns-Yards.....	0-0	0-0
Punt Returns-Yards.....	0-0	3-46
Kickoff Returns-Yards.....	4-111	1-0
Interception Returns-Yards....	0-0	0-0
Punts (Number-Avg).....	7-38.6	4-50.5
Fumbles-Lost.....	1-1	1-1
Penalties-Yards.....	12-119	12-132
Possession Time.....	29:30	18:30
Third-Down Conversions.....	5 of 13	2 of 11
Fourth-Down Conversions.....	1 of 1	2 of 4
Red-Zone Scores-Chances.....	1-2	3-3
Sacks By: Number-Yards.....	3-45	5-40

RUSHING: Farrington-FAAMATAU,Challe 16-68; MAMIYA,Ranan 10-41; ALUALU,Freedom 1-1; LIANA,Montana 11-minus 9. **Mililani**-MALEPEAI,Vavae 18-65; CONSTANTINO,Che 2-9; TM 2-minus 7; MILTON,McKenzie 9-minus 24.

PASSING: Farrington-LIANA,Montana 15-23-0-185. **Mililani**-MILTON,McKenzie 20-27-0-280.

RECEIVING: Farrington-KEALOHA,Kaohu 4-41; LIANA,CJ 4-31; FAAMATAU,Challe 3-35; MAMIYA,Ranan 2-66; CHAFFIN,Derrick 2-12. **Mililani**-TIMOTEO,Kalakau 9-100; VENTURA,Bryson 4-23; RAMOS,Bronson 3-93; WILSON,Kainoa 2-39; MALEPEAI,Vavae 1-15; BUTAC,Joshua 1-10.

INTERCEPTIONS: Farrington-None. **Mililani**-None.

FUMBLES: Farrington-LIANA,Montana 1-1. **Mililani**-MILTON,McKenzie 1-1.

Kickoff time: 4:09pm End of Game: 6:56pm Total elapsed time: 2:47
Officials: Referee: Ray Pasion; Umpire: Joe Wilson; Linesman: Allan Marshall;
Line judge: Mel Quartero; Back judge: Mitchell Remba; Field judge: Wade Miranda;
Side judge: Jim Campbell;

Semifinal – Saturday, Nov. 15, 2014 – Aloha Stadium. Attendance: 10,455

#1 Punahou 13, Kahuku 10

	1	2	3	4	Total
Punahou (8-0)	7	0	0	6	13
Kahuku (9-3)	0	19	0	0	10

Scoring Summary:

1st 11:40 PUN - NOA,Kanawai 83 yd kickoff return (TONER,Jet John kick)
2nd 11:08 KAH - PINHEIRO-ALVES 37 yd field goal
04:29 KAH - WILY-MATAGI,Tul 5 yd run (PINHEIRO-ALVES kick)
4th 02:53 PUN - TONER,Jet John 35 yd field goal
00:30 PUN - TONER,Jet John 48 yd field goal

	PUN	KAH
FIRST DOWNS	12	11
RUSHES-YARDS (NET)	20--4	44-109
PASSING YDS (NET)	151	161
Passes Att-Comp-Int.....	38-20-3	23-9-5
TOTAL OFFENSE PLAYS-YARDS	58-147	67-270
Fumble Returns-Yards.....	1-10	1-3
Punt Returns-Yards.....	0-0	1-14
Kickoff Returns-Yards.....	3-123	0-0
Interception Returns-Yards....	5-65	3-7
Punts (Number-Avg).....	3-48.0	5-39.4
Fumbles-Lost.....	5-4	3-2
Penalties-Yards.....	5-44	10-90
Possession Time.....	20:20	27:40
Third-Down Conversions.....	5 of 13	5 of 17
Fourth-Down Conversions.....	1 of 2	1 of 1
Red-Zone Scores-Chances.....	1-2	2-4
Sacks By: Number-Yards.....	2-7	2-17

RUSHING: Punahou-TAULAPAPA,Wayne 8-25; TULILOA,Ephraim 10-24; TEAM 2-minus 53.
Kahuku-AH HOY,Kesi 25-68; WILY,Salanoa 9-34; WILY-MATAGI,Tul 6-10; FETISIMANU,Pena 3-8; GILLMAN,Alohi 1-minus 11.

PASSING: Punahou-TULILOA,Ephraim 19-37-3-138; KAPULE,Nicholas 1-1-0-13. **Kahuku**-WILY-MATAGI,Tul 9-23-5-161.

RECEIVING: Punahou-NOA,Kanawai 9-89; TAULAPAPA,Wayne 5-31; COCKETT,Judd 5-27; SANTOS,Kala'i 1-4. **Kahuku**-SANTIAGO,Keala 3-73; MAGHANOY,Chance 2-47; GILLMAN,Alohi 2-22; MAGALEI,Noah 1-15; AH HOY,Kesi 1-4.

INTERCEPTIONS: Punahou-NOA,Kanawai 1-26; WATANABE,Dayson 1-24; MATIAS,Justin 1-15; ODA,Randon 1-0; STRATON,Bun 1-0. **Kahuku**-BOTELHO,Stokes 2-0; NAUPOTO,Sioli 1-7.

FUMBLES: Punahou-TULILOA,Ephraim 2-1; TAULAPAPA,Wayne 1-1; COCKETT,Judd 1-1; TEAM 1-1. **Kahuku**-FETISIMANU,Pena 1-1; MAGALEI,Noah 1-1; WILY-MATAGI,Tul 1-0.

Kickoff time: 7:35pm End of Game: 10:09pm Total elapsed time: 2:34
Officials: Referee: Scott Smith; Umpire: Rod Alama Sr.; Linesman: Rhys Amimoto;
Line judge: Van Peterson; Back judge: Ron Tacadena; Field judge: Adam Marshall;
Side judge: Chris Chitwood;

Championship – Friday, Nov. 21, 2014 – Aloha Stadium. Attendance: 19,254

#2 Mililani 53, #1 Punahou 45

	1	2	3	4	Total
Mililani (13-0)	26	20	7	0	53
Punahou (8-1)	7	24	14	0	45

Scoring Summary:

- 1st 07:07 MIL - TIMOTEO, Kalakau 13 pass from MILTON, McKenzie (MATAS, Marc kick)
- 06:18 PUN - SANTOS, Kala'i 48 pass from TULILOA, Ephraim (TONER, Jet John kick)
- 05:16 MIL - WILSON, Kainoa 57 pass from MILTON, McKenzie (MATAS, Marc kick blockd)
- 03:45 MIL - PURCELL-APANA, T 83 interception return (MATAS, Marc kick)
- 01:15 MIL - TIMOTEO, Kalakau 13 pass from MILTON, McKenzie (MATAS, Marc kick fail)
- 2nd 11:16 PUN - TULILOA, Ephraim 4 run (TONER, Jet John kick)
- 10:00 MIL - TIMOTEO, Kalakau 27 pass from MILTON, McKenzie (MATAS, Marc kick)
- 08:52 PUN - NOA, Kanawai 6 pass from TULILOA, Ephraim (TONER, Jet John kick)
- 07:15 MIL - TAUAI, Makana 36 pass fr MILTON, McKenzie (MALEPEAI, Vavae rush fail)
- 04:53 PUN - TAULAPAPA, Wayne 20 run (TONER, Jet John kick)
- 01:00 MIL - WILSON, Kainoa 17 pass from MILTON, McKenzie (MATAS, Marc kick)
- 00:00 PUN - TONER, Jet John 53 field goal
- 3rd 07:36 PUN - TAULAPAPA, Wayne 1 run (TONER, Jet John kick)
- 03:24 MIL - TIMOTEO, Kalakau 10 pass from MILTON, McKenzie (MATAS, Marc kick)
- 01:30 PUN - TAULAPAPA, Wayne 5 run (TONER, Jet John kick)

	MIL	PUN
FIRST DOWNS	28	32
RUSHES-YARDS (NET)	37-163	48-345
PASSING YDS (NET)	421	285
Passes Att-Comp-Int.....	47-29-1	33-17-1
TOTAL OFFENSE PLAYS-YARDS	84-584	81-630
Fumble Returns-Yards.....	0-0	0-0
Punt Returns-Yards.....	2-43	1--2
Kickoff Returns-Yards.....	1-35	6-161
Interception Returns-Yards....	1-83	1-0
Punts (Number-Avg).....	2-33.0	3-31.0
Fumbles-Lost.....	0-0	4-2
Penalties-Yards.....	11-75	9-68
Possession Time.....	24:12	23:48
Third-Down Conversions.....	7 of 13	8 of 13
Fourth-Down Conversions.....	1 of 4	1 of 2
Red-Zone Scores-Chances.....	4-5	5-6
Sacks By: Number-Yards.....	0-0	1-4

RUSHING: Mililani-MALEPEAI, Vavae 13-89; CONSTANTINO, Che 9-41; MILTON, McKenzie 13-38; TEAM 2-minus 5. **Punahou**-TAULAPAPA, Wayne 36-260; TULILOA, Ephraim 10-65; NOA, Kanawai 2-20.

PASSING: Mililani-MILTON, McKenzie 29-47-1-421. **Punahou**-TULILOA, Ephraim 17-33-1-285.

RECEIVING: Mililani-VENTURA, Bryson 8-77; TIMOTEO, Kalakau 7-117; WILSON, Kainoa 4-98; RAMOS, Bronson 4-50; TAUAI, Makana 2-41; MALEPEAI, Vavae 2-26; BUTAC, Joshua 2-12. **Punahou**-HOSODA, Heisman 6-82; NOA, Kanawai 5-61; MAA, Micah 3-34; SANTOS, Kala'i 2-95; CHRISTMAN, Matth 1-13.

INTERCEPTIONS: Mililani-PURCELL-APANA, T 1-83. **Punahou**-STRATON, Bun 1-0.

FUMBLES: Mililani-None. **Punahou**-TULILOA, Ephraim 2-0; NOA, Kanawai 1-1; TAULAPAPA, Wayne 1-1.

Kickoff time: 07:33 PM End of Game: 10:52 PM Total elapsed time: 3:19
 Officials: Referee: Robert Victor; Umpire: Sam Wilson; Linesman: Danny Bayne;
 Line judge: Brandis Mirifuentes; Back judge: Shawn McGurrin; Field judge: Santos Barbaso;
 Side judge: Craig Shaner; Alternate: James Bolosan;

2015 Division 1



Quarterfinal – Friday, Nov. 6, 2015 – Aloha Stadium. Attendance: 3,146
Waianae 21, #4 Baldwin 6

	1	2	3	4	Total
Baldwin (8-4)	0	6	0	0	6
Waianae (9-3)	14	0	7	0	21

Scoring Summary:

1st 09:31 WAIANAE - Ambrocio, Kade 9 run (Ebel, Tate kick)
 02:36 WAIANAE - Carrick, Royce 21 pass from Ulu, Jaren (Ebel, Tate kick)
 2nd 00:55 BALDWIN - Akaka, J. 33 pass fr Akaka, Chayce (Santos-Kekona, pass failed)
 3rd 06:04 WAIANAE - Towne, Javen 19 run (Ebel, Tate kick)

	BALDWIN	WAIANAE
FIRST DOWNS	14	18
RUSHES-YARDS (NET)	27-33	54-239
PASSING YDS (NET)	163	61
Passes Att-Comp-Int.....	30-12-2	11-4-1
TOTAL OFFENSE PLAYS-YARDS	57-196	65-300
Fumble Returns-Yards.....	0-0	2-16
Punt Returns-Yards.....	0-0	0-0
Kickoff Returns-Yards.....	4-51	1-36
Interception Returns-Yards....	1-0	2-0
Punts (Number-Avg).....	3-35.3	4-18.2
Fumbles-Lost.....	2-2	0-0
Penalties-Yards.....	10-87	7-55
Possession Time.....	31:10	27:31
Third-Down Conversions.....	4 of 12	3 of 13
Fourth-Down Conversions.....	2 of 5	2 of 4
Red-Zone Scores-Chances.....	0-0	2-4
Sacks By: Number-Yards.....	2-11	4-50

RUSHING: Baldwin-Gouveia, Kamaki 14-67; Santos-Kekona, 1-14; Kahooohanhano-Da 1-6; Sa'u, Chazzaniel 2-minus 2; Akaka, Chayce 9-minus 52. **Waianae**-Towne, Javen 9-67; Valdez, Jurick 12-58; Ambrocio, Kade 6-38; Carrick, Royce 7-37; Rosario, Rico 8-33; Pontes-Barje, J. 3-4; Hattori, Brandon 1-1; Moniz-Hopeau, E. 2-1; Ulu, Jaren 6-0.

PASSING: Baldwin-Akaka, Chayce 12-30-2-163. **Waianae**-Ulu, Jaren 4-11-1-61.

RECEIVING: Baldwin-Akaka, J. 9-139; Wainui, Kaelon 2-11; Kaiama, Keli'i 1-13. **Waianae**-Mauga, Kana'i 2-21; Carrick, Royce 1-21; Ambrocio, Kade 1-19.

INTERCEPTIONS: Baldwin-Awai, Damien 1-0. **Waianae**-Quijano, A. 1-0; Brame, Mosiah 1-0.

FUMBLES: Baldwin-Gouveia, Kamaki 1-1; Akaka, Chayce 1-1. **Waianae**-None.

Kickoff time: 4:30 pm End of Game: 7:00 pm Total elapsed time: 2:30
 Officials: Referee: Shawn McGurrin; Umpire: Brad Beavers; Linesman: Marshall Allen;
 Line judge: Dan Bayne; Back judge: Aaron Orsatti; Field judge: Ryan Teshima;
 Side judge: Doug Hunt; Scorer: Natalie Iwamoto;
 Temperature: 88 deg. Wind: ENE 22 mph Weather: Partly cloudy

Quarterfinal – Friday, Nov. 6, 2015 – Aloha Stadium. Attendance: 3,146

Mililani 62, #3 Hilo 18

	1	2	3	4	Total
Hilo (7-5)	0	0	6	12	18
Mililani (10-2)	21	20	7	14	62

Scoring Summary:

1st 03:10 MILILANI - Timoteo, K. 12 pass from Milton,McKenzie (Kuloloia, I. kick)
 01:44 MILILANI - Malepeai, Vavae 19 run (Kuloloia, I. kick)
 01:09 MILILANI - Malepeai, Vavae 2 run (Kuloloia, I. kick)
 2nd 04:27 MILILANI - Tauai, Makana 10 pass from Milton,McKenzie (Kuloloia, I. kick)
 02:08 MILILANI - Tauai,Makana 43 pass fr Kuboyama-Hayash (Kuloloia,I. kick fail)
 00:04 MILILANI - Ventura,Bryson 5 pass from Kuboyama-Hayash (Kuloloia, I. kick)
 3rd 07:33 MILILANI - Ventura,Bryson 69 pass from Milton,McKenzie (Kuloloia,I. kick)
 01:28 HILO-Kaawa-Wilson,K 11 pass fr Tiogangco,Kaale (Tiogangco,Kaale pass fail)
 4th 11:09 MILILANI - Culp, Nicholas 5 run (Kuloloia, I. kick)
 06:09 HILO - Lerma,Isaac 26 pass fr Tiogangco,Kaale (Tiogangco,Kaale pass fail)
 02:51 MILILANI - Johnson-Slay,F. 29 run (Kuloloia, I. kick)
 00:41 HILO - Tiogangco,Kaale 75 run (Tiogangco,Kaale pass failed)

	HILO	MILILANI
FIRST DOWNS	19	26
RUSHES-YARDS (NET)	31-169	28-238
PASSING YDS (NET)	182	338
Passes Att-Comp-Int.....	30-14-1	27-21-1
TOTAL OFFENSE PLAYS-YARDS	61-351	55-576
Fumble Returns-Yards.....	1-0	0-0
Punt Returns-Yards.....	0-0	3-33
Kickoff Returns-Yards.....	7-38	1-24
Interception Returns-Yards....	1-0	1-16
Punts (Number-Avg).....	6-29.5	0-0.0
Fumbles-Lost.....	1-1	3-1
Penalties-Yards.....	9-103	9-77
Possession Time.....	32:37	15:23
Third-Down Conversions.....	4 of 12	6 of 6
Fourth-Down Conversions.....	1 of 1	0 of 0
Red-Zone Scores-Chances.....	1-1	6-6
Sacks By: Number-Yards.....	0-0	2-9

RUSHING: Hilo-Tiogangco,Kaale 11-111; Landford, Pono 8-26; Lerma, Isaac 7-25; Tolentino-Perry 1-8; Ohumukini, Kore 2-4; Lapiliio, Malu 1-0; Huddleston, K. 1-minus 5. **Mililani**-Malepeai, Vavae 12-127; Culp, Nicholas 10-61; Johnson-Slay,F. 1-29; Tauai, Makana 5-21.

PASSING: Hilo-Tiogangco,Kaale 14-30-1-182. **Mililani**-Milton,McKenzie 14-19-1-262; Kuboyama-Hayash 7-8-0-76.

RECEIVING: Hilo-Botelho, K. 2-28; Kuipers, Lucas 2-26; Kaawa-Wilson,K. 2-23; Tolentino-Perry 2-17; Lapiliio, Malu 1-27; Lerma, Isaac 1-26; Factora, Josiah 1-12; Pagan, Joe 1-12; Kamahela,Ikaika 1-6; Huddleston, K. 1-5. **Mililani**-Timoteo, K. 8-87; Tauai, Makana 6-109; Sallas, Rico 4-57; Ventura, Bryson 3-85.

INTERCEPTIONS: Hilo-Mata, Dallas 1-0. **Mililani**-Burris, AJ 1-16.

FUMBLES: Hilo-Botelho, K. 1-1. **Mililani**-Culp, Nicholas 2-0; Malepeai, Vavae 1-1.

Kickoff time: 7:40 pm End of Game: 10:02 pm Total elapsed time: 2:22
 Officials: Referee: Scott Smith; Umpire: Blaise Naehu; Linesman: Craig Shaner;
 Line judge: Russ Cummins; Back judge: Robert Victor; Field judge: Ron Tacadena;
 Side judge: Jonathan Thorpe; Scorer: 'Alohi Bikle;
 Temperature: 84 deg. Wind: ENE 16 mph Weather: Partly Cloudy

Semifinal – Friday, Nov. 13, 2015 – Aloha Stadium. Attendance: 11,704

#1 Kahuku 13, Waianae 0

	1	2	3	4	Total
Waianae (9-4)	0	0	0	0	0
Kahuku (12-0)	0	3	7	3	13

Scoring Summary:

2nd 00:05 KAHUKU - Sasaoka, Kekoa 22 yd field goal
3rd 11:11 KAHUKU - Santiago, Louis 32 yd interception return (Sasaoka, Kekoa kick)
4th 04:17 KAHUKU - Sasaoka, Kekoa 21 yd field goal

	WAIANAЕ	KAHUKU
FIRST DOWNS	8	13
RUSHES-YARDS (NET)	29-55	53-168
PASSING YDS (NET)	21	56
Passes Att-Comp-Int.....	16-4-3	11-3-1
TOTAL OFFENSE PLAYS-YARDS	45-76	64-224
Fumble Returns-Yards.....	0-0	0-0
Punt Returns-Yards.....	1-6	1-2
Kickoff Returns-Yards.....	0-0	1-3
Interception Returns-Yards....	1-21	3-41
Punts (Number-Avg).....	7-35.7	6-37.2
Fumbles-Lost.....	0-0	2-1
Penalties-Yards.....	6-51	6-45
Possession Time.....	20:31	27:29
Third-Down Conversions.....	2 of 10	3 of 16
Fourth-Down Conversions.....	0 of 1	2 of 2
Red-Zone Scores-Chances.....	0-0	2-4
Sacks By: Number-Yards.....	0-0	1-5

RUSHING: Waianae-Valdez, Jurick 9-32; Towne, Javen 12-27; Ulu, Jaren 4-minus 1; Ambrocio, Kade 3-minus 1; TEAM 1-minus 2. **Kahuku**-Ah-Hoy, Kesi 40-142; Brown, Harmon 13-26.

PASSING: Waianae-Ulu, Jaren 4-15-3-21; Hattori, Brandon 0-1-0-0. **Kahuku**-Renaud, Cameron 2-6-0-49; Ah-Hoy, Kesi 1-5-1-7.

RECEIVING: Waianae-Freeney, Isaiah 3-21; Tootoo, J. 1-0. **Kahuku**-Kaniho, Kekaula 1-34; Pao, Royce 1-15; Santiago, Louis 1-7.

INTERCEPTIONS: Waianae-Brame, Mosiah 1-21. **Kahuku**-Santiago, Louis 2-32; Kaniho, Kekaula 1-9.

FUMBLES: Waianae-None. **Kahuku**-Brown, Harmon 1-0; Ah-Hoy, Kesi 1-1.

Kickoff time: 4:38 pm End of Game: 6:44 pm Total elapsed time: 2:06
Officials: Referee: Craig Shaner; Umpire: Rod Alama Sr.; Linesman: Santos Barbasa;
Line judge: Steve Piercy; Back judge: Aaron Orsatti; Field judge: Mitchel Remba;
Side judge: Doug Hunt; Scorer: Natalie Iwamoto;
Temperature: 80 deg. Wind: ENE 12 mph Weather: Mostly cloudy

Semifinal – Friday, Nov. 13, 2015 – Aloha Stadium. Attendance: 11,704

#2 Saint Louis 56, Mililani 30

	1	2	3	4	Total
Mililani (10-3)	14	0	0	16	30
Saint Louis (9-1)	14	35	7	0	56

1st 09:53 MILILANI - Timoteo, K. 27 pass from Milton,McKenzie (Kuloloia, I. kick)
 04:17 ST-LOUIS - Lefau, Saitaua 2 run (Tobias, Jacob kick)
 00:41 MILILANI - Malepeai, Vavae 1 run (Kuloloia, I. kick)
 00:23 ST-LOUIS - Kobayashi,Drew 76 pass from Tagovailoa,T. (Tobias, Jacob kick)
 2nd 09:29 ST-LOUIS - Spear, Jahvin 22 pass from Tagovailoa, T. (Tobias, Jacob kick)
 07:49 ST-LOUIS - Tagovailoa, T. 5 run (Tobias, Jacob kick)
 03:53 ST-LOUIS - Lefau, Saitaua 17 pass from Tagovailoa,T. (Tobias, Jacob kick)
 01:42 ST-LOUIS - Tagovailoa, T. 39 run (Tobias, Jacob kick)
 00:49 ST-LOUIS - Gonsalves, J. 6 run (Tobias, Jacob kick)
 3rd 06:03 ST-LOUIS - 42 64 fumble recovery (Tobias, Jacob kick)
 4th 09:29 MILILANI - Timoteo,K. 66 pass from Kuboyama-Hayash (Senas, Chad pass from Kuboyama-Hayash)
 01:23 MILILANI - Timoteo,K. 40 pass fr Kuboyama-Hayash (Kuboyama-Hayash rush)

	MILILANI	ST-LOUIS
FIRST DOWNS	25	20
RUSHES-YARDS (NET)	44-308	36-164
PASSING YDS (NET)	247	384
Passes Att-Comp-Int.....	29-15-4	19-16-0
TOTAL OFFENSE PLAYS-YARDS	73-555	55-548
Fumble Returns-Yards.....	1-29	1-64
Punt Returns-Yards.....	1--1	0-0
Kickoff Returns-Yards.....	7-140	2-33
Interception Returns-Yards....	0-0	4-78
Punts (Number-Avg).....	1-21.0	2-34.0
Fumbles-Lost.....	5-4	3-2
Penalties-Yards.....	7-54	9-89
Possession Time.....	23:19	24:41
Third-Down Conversions.....	8 of 13	2 of 6
Fourth-Down Conversions.....	1 of 3	0 of 2
Red-Zone Scores-Chances.....	1-1	4-6
Sacks By: Number-Yards.....	2-23	3-19

RUSHING: Mililani-Malepeai, Vavae 32-258; Milton,McKenzie 10-70; Kuboyama-Hayash 1-minus 5; Tauai, Makana 1-minus 15. **Saint Louis**-Tagovailoa, T. 7-58; Silofau, Jahred 3-51; Lefau, Saitaua 11-16; Silva, D. 5-16; Cordeiro, C. 2-15; Gonsalves, J. 5-6; Bonner, Maika 2-3; TEAM 1-minus 1.

PASSING: Mililani-Kuboyama-Hayash 10-15-1-165; Milton,McKenzie 5-14-3-82. **Saint Louis**-Tagovailoa, T. 15-18-0-376; Cordeiro, C. 1-1-0-8.

RECEIVING: Mililani-Timoteo, K. 7-158; Sallas, Rico 3-17; Tauai, Makana 2-14; Ventura, Bryson 1-40; Alama, Jarod 1-15; Malepeai, Vavae 1-3. **Saint Louis**-Lefau, Saitaua 4-102; Wilson, L. 4-74; Alejado, Noah 3-80; Spear, Jahvin 3-41; Kobayashi, Drew 1-76; Young, Ronson 1-11.

INTERCEPTIONS: Mililani-None. **Saint Louis**-Saole, Jalen 2-63; Timbreza, R. 2-15.

FUMBLES: Mililani-Timoteo, K. 1-0; Tauai, Makana 1-1; Malepeai, Vavae 1-1; Alama, Jarod 1-1; Sallas, Rico 1-1. **Saint Louis**-Wilson, L. 1-0; Cordeiro, C. 1-1; Tagovailoa, T. 1-1.

Kickoff time: 7:39 pm End of Game: 10:19 pm Total elapsed time: 2:40
 Officials: Referee: Wade Miranda; Umpire: Todd Lynch; Linesman: Randy Morris;
 Line judge: Ralph Hasegawa; Back judge: Robert Victor; Field judge: Adam Marshal;
 Side judge: Duane Moku; Scorer: Natalie Iwamoto;
 Temperature: 79 deg. Wind: NE 21 MPH Weather: Partly cloudy, rain.

Championship – Friday, Nov. 20, 2015 – Aloha Stadium. Attendance: 19,699

#1 Kahuku 39, #2 Saint Louis 14

	1	2	3	4	Total
Saint Louis (9-2)	7	0	7	0	14
Kahuku (13-0)	13	9	7	10	39

Scoring Summary:

1st 11:08 ST-LOUIS - Paikai, K. 10 yd blocked punt return (Tobias, Jacob kick)
06:29 KAHUKU - Ah-Hoy, Kesi 11 yd run (Sasaoka, Kekoa kick)
01:48 KAHUKU - Ah-Hoy, Kesi 6 yd run (Sasaoka, Kekoa kick failed)
2nd 04:04 KAHUKU - TEAM safety
02:03 KAHUKU - Falemalu, J-R 27 yd pass from Ah-Hoy, Kesi (Sasaoka, Kekoa kick)
3rd 10:04 KAHUKU - Kaniho, Kekaula 17 yd fumble recovery (Sasaoka, Kekoa kick)
06:29 ST-LOUIS - Tagovailoa, T. 3 yd run (Tobias, Jacob kick)
4th 04:56 KAHUKU - Ah-Hoy, Kesi 19 yd run (Sasaoka, Kekoa kick)
00:07 KAHUKU - Sasaoka, Kekoa 31 yd field goal

	ST-LOUIS	KAHUKU
FIRST DOWNS	12	12
RUSHES-YARDS (NET)	16--52	51-165
PASSING YDS (NET)	191	63
Passes Att-Comp-Int.....	40-21-3	7-4-0
TOTAL OFFENSE PLAYS-YARDS	56-139	58-228
Fumble Returns-Yards.....	0-0	1-17
Punt Returns-Yards.....	2-30	1--1
Kickoff Returns-Yards.....	3-79	3-67
Interception Returns-Yards....	0-0	3-113
Punts (Number-Avg).....	4-31.8	5-31.8
Fumbles-Lost.....	3-3	1-1
Penalties-Yards.....	11-122	12-131
Possession Time.....	19:20	28:40
Third-Down Conversions.....	2 of 11	4 of 14
Fourth-Down Conversions.....	0 of 2	2 of 3
Red-Zone Scores-Chances.....	1-1	4-5
Sacks By: Number-Yards.....	0-0	4-26

RUSHING: Saint Louis-Lefau, Saitaua 5-16; Tagovailoa, T. 8-minus 1; TEAM 3-minus 67. **Kahuku**-Ah-Hoy, Kesi 30-103; Kenese, T. 4-48; Brown, Harmon 13-38; Tongi, LeRod 2-6; Renaud, Cameron 1-5; TEAM 1-minus 35.

PASSING: Saint Louis-Tagovailoa, T. 21-40-3-191. **Kahuku**-Renaud, Cameron 1-3-0-1; Ah-Hoy, Kesi 2-3-0-57; Mariterangi, J. 1-1-0-5.

RECEIVING: Saint Louis-Spear, Jahvin 6-45; Young, Ronson 4-52; Wilson, L. 4-46; Kobayashi, Drew 3-33; Alejandro, Noah 2-16; Lefau, Saitaua 2-minus 1. **Kahuku**-Thompson, Draet 1-30; Falemalu, J-R 1-27; Brown, Harmon 1-5; Santiago, Louis 1-1.

INTERCEPTIONS: Saint Louis-None. **Kahuku**-Botelho, Stokes 2-113; Santiago, Louis 1-0.

FUMBLES: Saint Louis-TEAM 1-1; Tagovailoa, T. 1-1; Young, Ronson 1-1. **Kahuku**-TEAM 1-1.

Kickoff time: 8:10 PM End of Game: 10:59 PM Total elapsed time: 2:49
Officials: Referee: Scott Smith; Umpire: Michael Simonds; Linesman: Craig Shaner;
Line judge: Rhys Amimoto; Back judge: John Oku; Field judge: Mitchell Remba;
Side judge: Brandis Mirafuentes;
Temperature: 78 deg. Wind: SE 12 MPH Weather: Humidity - 90%

2016 Division 1



Quarterfinal – Friday, Nov. 4, 2016 – Kea‘au High School

Leilehua 26, #1 Hilo 25

	1	2	3	4	Total
Leilehua (5-7)	0	13	0	13	26
Hilo (8-2)	12	3	10	0	25

HILO - Kyan Miyasato 15 run. (Kaleihalia Tolentino-Perry kick)

HILO - Kahale Huddleston 5 run. (pass failed)

HILO - Kaleihalia Tolentino-Perry 28 field goal.

LEI - Jerome Holliday 10 pass from Konapiliahi Andres. (A. Tom-Makue kick)

LEI - Kalika Seumanutafa-Bryant, 1 run. (run failed)

HILO - Kaleihalia Tolentino-Perry 41 field goal.

HILO - Kahale Huddleston, 75 run. (Kaleihalia Tolentino-Perry kick)

LEI - Kawai Phifer, 39 pass from Konapiliahi Andres (A. Tom-Makue kick)

LEI - Konapiliahi Andres 7 run. (run failed)

RUSHING - Leilehua: Konapiliahi Andres 9-59, Kalika Seumanutafa-Bryant 13-41, Serafi Ulai 4-34, Kaleoaloha Piceno 12-21, Desmond Dawkins 1-9, Keanu Hirota 1-2, Kawai Phifer 1-(minus-8), Team 2-(minus-20). **Hilo:** Kahale Huddleston 16-216, Kaale Tiogangco 7-36, Nainoa Kane-Yates 4-19, Kyan Miyasato 1-15, Team 1-(minus-4).

PASSING - Leilehua: Konapiliahi Andres 15-24-0-167, Kaleoaloha Piceno 5-8-0-58, Kawai Phifer 0-1-0-0. **Hilo:** Kaale Tiogangco 9-19-0-88, Kyan Miyasato 6-12-1-58.

RECEIVING - Leilehua: Kawai Phifer 5-97, Kendrick Betzel 4-48, Chad Dilay 3-31, Kaleoaloha Piceno 6-22, Jayjay Antolin 1-17, Jerome Holliday 1-10. **Hilo:** Kahale Huddleston 4-38, Kainalu Tiogangco 2-24, Kaale Tiogangco 1-23, Lukas Kuipers 2-16, Joseph Pagan 2-15, Kaainaolu Lewis 1-14, Kaleihalia Tolentino-Perry 2-13, Nainoa Kane-Yates 1-3.

Quarterfinal – Friday, Nov. 4, 2016 – War Memorial Stadium

Mililani 49, #4 Baldwin

	1	2	3	4	Total
Mililani (7-3)	14	0	14	21	49
Baldwin (8-3)	7	14	7	0	28

Scoring Summary:

1st 10:11 MILILANI - OLOMUA, Jalen 7 run (SANTIAGO, Damie kick)
 01:58 MILILANI - VALLASDARES, An 65 pass fr GABRIEL, Dillon (SANTIAGO, Damie kick)
 00:38 BALDWIN - AKAKA, Chayce 1 run (MAGHANOY, Luke kick)
 2nd 09:16 BALDWIN - GOUVEIA, Kamaki 10 run (MAGHANOY, Luke kick)
 04:18 BALDWIN - AKAKA, Chayce 3 run (MAGHANOY, Luke kick)
 3rd 10:08 BALDWIN - WICKES, Bishop 47 pass from AKAKA, Chayce (MAGHANOY, Luke kick)
 07:04 MILILANI - OLOMUA, Jalen 1 run (SANTIAGO, Damie kick)
 01:45 MILILANI - VALLASDARES, An 57 pass fr GABRIEL, Dillon (SANTIAGO, Damie kick)
 4th 05:11 MILILANI - VALLASDARES, An 17 pass fr GABRIEL, Dillon (SANTIAGO, Damie kick)
 03:43 MILILANI - VALLASDARES, An 28 pass fr GABRIEL, Dillon (SANTIAGO, Damie kick)
 01:30 MILILANI - OLOMUA, Jalen 36 run (SANTIAGO, Damie kick)

	MILILANI	BALDWIN
FIRST DOWNS	24	14
RUSHES-YARDS (NET)	31-207	39-169
PASSING YDS (NET)	397	135
Passes Att-Comp-Int.....	35-22-1	23-6-2
TOTAL OFFENSE PLAYS-YARDS	66-604	62-304
Fumble Returns-Yards.....	0-0	0-0
Punt Returns-Yards.....	3-25	3-11
Kickoff Returns-Yards.....	4-64	7-86
Interception Returns-Yards....	2-22	1-37
Punts (Number-Avg).....	3-46.3	5-35.4
Fumbles-Lost.....	5-4	1-0
Penalties-Yards.....	18-182	6-56
Possession Time.....	19:54	28:06
Third-Down Conversions.....	5 of 9	1 of 11
Fourth-Down Conversions.....	0 of 1	0 of 2
Red-Zone Scores-Chances.....	3-4	3-6
Sacks By: Number-Yards.....	6-44	1-6

RUSHING: Mililani-OLOMUA, Jalen 11-96; GABRIEL, Dillon 8-57; KILA, Kailiohu 11-53; MUASAU, Darius 1-1. **Baldwin**-GOUVEIA, Kamaki 18-177; AKAKA, Chayce 16-14; CORPUZ, Daniel 2-0; MATA, Dalton 1-minus 1; WICKES, Bishop 1-minus 2; TEAM 1-minus 19.

PASSING: Mililani-GABRIEL, Dillon 22-35-1-397. **Baldwin**-AKAKA, Chayce 6-22-2-135; KUSUNOKI, Isايا 0-1-0-0.

RECEIVING: Mililani-KUBOYAMA-HAYASH 6-51; VALLASDARES, An 5-213; TOVI, Roman 4-47; LEE, Stanton 3-35; CHANG, Ryan 2-32; OLOMUA, Jalen 2-19. **Baldwin**-WICKES, Bishop 2-59; AWAI, Damien-Lu 2-8; GOUVEIA, Kamaki 1-61; SILVA, Shawn 1-7.

INTERCEPTIONS: Mililani-FOX. Keawe 1-20; GAPUSAN, Dustin 1-2. **Baldwin**-DEFRANCIA, Dami 1-37.

FUMBLES: Mililani-OLOMUA, Jalen 1-1; VALLASDARES, An 1-1; GABRIEL, Dillon 1-0; KILA, Kailiohu 1-1; GAPUSAN, Dustin 1-1. **Baldwin**-GOUVEIA, Kamaki 1-0.

Kickoff time: 6:35 pm End of Game: 9:20 pm Total elapsed time: 2:45
 Officials: Referee: Doug Hunt; Umpire: Michael Simonds; Linesman: Kevin Fuller;
 Line judge: MarshallHarvest; Back judge: Aaron Orsatti; Field judge: Santos
 Barbasa; Side judge: Robert Perkins;
 Temperature: 75 deg. Wind: NNE 18 mph Weather: Lt. Showers, 80% humidity

Quarterfinal – Friday, Nov. 4, 2016 – Campbell High School

#2 Campbell 48, Waiakea 0

	1	2	3	4	Total
Waiakea (3-9)	0	0	0	0	0
Campbell (7-4)	27	14	7	0	48

CAMP - Tasi Faumui, 31 run (Markus Katipunan kick blocked)

CAMP - Kawika Ulufale 5 run (Markus Ramos pass from Ulufale)

CAMP - Vernon Etrata-Daite 9 pass from Dustin Abillanida. (Katipunan kick)

CAMP - Ulufale 21 run. (Kekahi Reiny-Aloy pass failed)

CAMP - Ramos, 12 pass from Abillanida. (Katipunan kick)

CAMP - Faumui 1 run. (Katipunan kick)

CAMP - Ulufale 3 run. (Ariel Villnueva kick)

RUSHING - Waiakea: Wesley Amuimuia 15-71, Austin Deperalta 11-36, Sean Icari 3-11, Brandon Stewart 1-(minus-1), Jason Kua-Cantan 2-(minus-11), Team 2-(minus-27), Ksiolana Kon 4-(minus-27).

Campbell: Tasi Faumui 5-63, Jalen Elliott 3-38, Darius Cambe 6-30, Kawika Ulufale 4-18, Vernon Etrata-Daite 1-15, Kekahi Reiny-Aloy 2-5, Joshua Salvido 1-(minus-2), Ravyn Daligcod-Rivera 1-(minus-2), Dustin Abillanida 1-(minus-9).

PASSING - Waiakea: Ksiolana Kon 4-13-3-30, Wesley Amuimuia 1-2-0-(minus-8).

Campbell: Kawika Ulufale 6-10-1-129, Dustin Abillanida 7-10-0-82.

RECEIVING - Waiakea: Jason Kua-Cantan 2-22, Wesley Amuimuia 1-4, Kingsly Kaili 1-4, Austin Deperalta 1-(minus-8). **Campbell:** Fangaima Mailei 5-66, Markus Ramos 3-62, Vernon Etrata-Daite 3-45, Chance Medeiros 1-22, Tasi Faumui 1-16.

Quarterfinal – Friday, Nov. 4, 2016 – Roosevelt High School

#3 Iolani 17, Moanalua 14

	1	2	3	4	Total
Moanalua (5-7)	0	7	7	0	14
'Iolani (4-7)	7	7	3	0	17

Scoring Summary:

1st 01:07 IOLANI - GENOVIA, Justin 62 pass from MIZUTANI, Tai-J (MINAMI, Evan kick)
 2nd 11:50 IOLANI - PASCUA, KJ 10 run (MINAMI, Evan kick)
 09:21 MOANALUA - MIGUEL, Rylan 19 pass from YUEN, Nevin (AU, Nicholas-Al kick)
 3rd 07:06 MOANALUA - REED, Charles 6 pass from YUEN, Nevin (AU, Nicholas-Al kick)
 04:27 IOLANI - MINAMI, Evan 32 field goal, 8-55 2:39, MOANALUA 14 - IOLANI 17

	MOANALUA	IOLANI
FIRST DOWNS	14	19
RUSHES-YARDS (NET)	22-65	42-162
PASSING YDS (NET)	212	234
Passes Att-Comp-Int.....	34-25-1	27-12-0
TOTAL OFFENSE PLAYS-YARDS	56-277	69-396
Fumble Returns-Yards.....	0-0	0-0
Punt Returns-Yards.....	0-0	0-0
Kickoff Returns-Yards.....	4-107	2-16
Interception Returns-Yards....	0-0	1-10
Punts (Number-Avg).....	4-37.8	3-40.7
Fumbles-Lost.....	4-1	1-1
Penalties-Yards.....	5-84	10-79
Possession Time.....	22:24	25:36
Third-Down Conversions.....	5 of 12	6 of 13
Fourth-Down Conversions.....	0 of 2	2 of 3
Red-Zone Scores-Chances.....	2-2	2-4
Sacks By: Number-Yards.....	0-0	0-0

RUSHING: Moanalua-YUEN, Nevin 9-53; BENDER, Brandon 1-9; GREEN, Rasheen 11-6; MIGUEL, Rylan 1-minus 3. 'Iolani-PASCUA, KJ 28-132; MIZUTANI, Tai-J 11-34; TEAM 3-minus 4.

PASSING: Moanalua-YUEN, Nevin 25-34-1-212. 'Iolani-MIZUTANI, Tai-J 12-27-0-234.

RECEIVING: Moanalua-MIGUEL, Rylan 8-98; BENDER, Brandon 6-52; RAMONES, Ryan 5-37; REED, Charles 3-7; SMITH, Darrius 2-17; GREEN, Rasheen 1-1. 'Iolani-GENOVIA, Justin 5-156; KANESHIRO, Rayd 3-26; PASCUA, KJ 2-6; ANDERSON, Isaac 1-34; KANEDA, Jake 1-12.

INTERCEPTIONS: Moanalua-None. 'Iolani-FETUI-SALAVEA, J 1-10.

FUMBLES: Moanalua-YUEN, Nevin 2-1; GREEN, Rasheen 1-0; RAMONES, Ryan 1-0. 'Iolani-TEAM 1-1.

Kickoff time: 7:00 pm End of Game: 9:19 p.m Total elapsed time: 2:19
 Officials: Referee: Craig Shaner; Umpire: Brad Beavers; Linesman: Chris Knedel;
 Line judge: Pat Gallagher; Back judge: Mitchell Remba; Field judge: Ralph Hasegawa;
 Side judge: Kevin Howell;
 Temperature: 78 deg. Wind: NE 15 mph Weather: Passing Showers

Semifinal – Friday, Nov. 11, 2016 – Mililani High School

Mililani 51, Leilehua 35

	1	2	3	4	Total
Leilehua (5-8)	0	7	14	14	35
Mililani (8-3)	0	27	14	10	51

- 2nd 09:35 LEILEHUA - ANDRES, Kona 1 run (MAKUE, Akoni kick)
- 07:37 MILILANI - KUBOYAMA-HAYASH 22 pass fr GABRIEL, Dillon (SANTIAGO, Damie kick)
- 04:34 MILILANI - TOVI, Roman 19 pass fr GABRIEL, Dillon (SANTIAGO, Damie kick blk)
- 03:22 MILILANI - GABRIEL, Dillon 4 run (SANTIAGO, Damie kick)
- 01:06 MILILANI - CHANG, Ryan 19 pass from GABRIEL, Dillon (SANTIAGO, Damie kick)
- 3rd 04:58 LEILEHUA - SEUMANUTAFU-BRY 3 run (MAKUE, Akoni kick)
- 02:50 MILILANI - OLOMUA, Jalen 10 run (SANTIAGO, Damie kick)
- 01:10 MILILANI - KELA, Maui 10 fumble recovery (SANTIAGO, Damie kick)
- 00:44 LEILEHUA - PHIFER, Kawai 78 pass from PICENO, Kaleo (MAKUE, Akoni kick)
- 4th 09:56 MILILANI - KUBOYAMA-HAYASH 9 pass fr GABRIEL, Dillon (SANTIAGO, Damie kick)
- 06:13 LEILEHUA - STEVENS, Deshay 50 blocked punt return (MAKUE, Akoni kick)
- 02:20 MILILANI - SANTIAGO, Damie 24 field goal
- 02:05 LEILEHUA - DAWKINS, Desmon 91 kickoff return (MAKUE, Akoni kick)

	LEILEHUA	MILILANI
FIRST DOWNS	18	21
RUSHES-YARDS (NET)	30-15	40-211
PASSING YDS (NET)	324	227
Passes Att-Comp-Int.....	36-17-1	26-16-0
TOTAL OFFENSE PLAYS-YARDS	66-339	66-438
Fumble Returns-Yards.....	0-0	1-10
Punt Returns-Yards.....	2-67	1-17
Kickoff Returns-Yards.....	8-182	3-65
Interception Returns-Yards....	0-0	1-15
Punts (Number-Avg).....	2-20.0	5-30.6
Fumbles-Lost.....	2-2	0-0
Penalties-Yards.....	7-69	18-166
Possession Time.....	22:23	25:30
Third-Down Conversions.....	10 of 15	3 of 10
Fourth-Down Conversions.....	0 of 2	1 of 1
Red-Zone Scores-Chances.....	2-3	7-7
Sacks By: Number-Yards.....	0-0	0-0

RUSHING: Leilehua-SEUMANUTAFU-BRYANT 11-27; DAWKINS, Desmon 2-7; PICENO, Kaleo 10-6; HIROTA, Keanu 1-1; ANDRES, Kona 3-minus 7; BEITZEL, Kendri 2-minus 7; MAKUE, Akoni 1-minus 12. Mililani-OLOMUA, Jalen 13-86; GABRIEL, Dillon 11-56; MELEPEAI, Tasi 7-39; PARK, Kaine 1-12; GAPUSAN, Dustin 1-10; JOHNSON-SLAY, F 2-7; KILA, Kailiohu 3-3; TEAM 2-minus 2.

PASSING: Leilehua-ANDRES, Kona 7-23-1-119; PICENO, Kaleo 10-13-0-205. Mililani-GABRIEL, Dillon 16-25-0-227; VALLADARES, And 0-1-0-0.

RECEIVING: Leilehua-PHIFER, Kawai 7-233; BEITZEL, Kendri 6-64; PICENO, Kaleo 2-16; ANDRES, Kona 1-9; DILAY, Chad 1-2. Mililani-VALLADARES, And 5-58; LEE, Stanton 2-63; KUBOYAMA-HAYASH 2-31; TOVI, Roman 2-20; MELEPEAI, Tasi 2-12; CHANG, Ryan 1-19; OLOMUA, Jalen 1-13; IERIKO, Devin 1-11.

INTERCEPTIONS: Leilehua-None. Mililani-GAPUSAN, Dustin 1-15.

FUMBLES: Leilehua-BEITZEL, Kendri 1-1; ANTOLIN, Jayjay 1-1. Mililani-None.

Kickoff time: 4:37 pm End of Game: 7:38 pm Total elapsed time: 3:01
 Officials: Referee: Robert Victor; Umpire: Sam Wilson; Linesman: Allen Marshall;
 Line judge: Dan Bayne; Back judge: Steve Machado; Field judge: John Oku;
 Side judge: Jonathan Thorpe;
 Temperature: 85 deg. Wind: E 11 mph Weather: Mostly sunny

Semifinal – Friday, Nov. 11, 2016 – Mililani High School

#3 Iolani 35, #2 Campbell 12

	1	2	3	4	Total
Iolani (5-7)	14	21	0	0	35
Campbell (7-5)	0	0	6	6	12

Scoring Summary:

1st 09:25 IOLANI - KANESHIRO, Ra29 pass from MIZUTANI, Tai-J (MINAMI, Evan kick)
06:52 IOLANI - PASCUA, KJ 4 run (MINAMI, Evan kick)
2nd 06:21 IOLANI - MIYAZAWA, Jonah 7 pass from MIZUTANI, Tai-J (MINAMI, Evan kick)
03:04 IOLANI - PASCUA, KJ 1 run (MINAMI, Evan kick)
00:19 IOLANI - KANESHIRO, Ra3 pass from MIZUTANI, Tai-J (MINAMI, Evan kick)
3rd 01:33 CAMPBELL - RAMOS, Markus 1 pass fr ABILLANIDA, D. (ABILLANIDA, D. pass fail)
4th 00:19 CAMPBELL - ULUFALE, Kawika 1 run (ULUFALE, Kawika pass failed)

	IOLANI	CAMPBELL
FIRST DOWNS	15	16
RUSHES-YARDS (NET)	23-84	28-124
PASSING YDS (NET)	197	146
Passes Att-Comp-Int.....	37-25-0	40-23-4
TOTAL OFFENSE PLAYS-YARDS	60-281	68-270
Fumble Returns-Yards.....	0-0	0-0
Punt Returns-Yards.....	1-16	2-1
Kickoff Returns-Yards.....	2-10	3-88
Interception Returns-Yards....	4-61	0-0
Punts (Number-Avg).....	5-29.2	4-29.8
Fumbles-Lost.....	2-2	5-2
Penalties-Yards.....	3-48	15-183
Possession Time.....	18:03	29:52
Third-Down Conversions.....	5 of 13	7 of 14
Fourth-Down Conversions.....	1 of 1	2 of 2
Red-Zone Scores-Chances.....	4-4	2-2
Sacks By: Number-Yards.....	0-0	0-0

RUSHING: 'Iolani-PASCUA, KJ 20-84; MIZUTANI, Tai-J 1-5; ANDERSON, Isaac 1-0; TEAM 1-minus 5. **Campbell**-FAUMUI, Tasi 8-55; ULUFALE, Kawika 9-46; ABILLANIDA, D. 6-19; TAFAI, Tyrese 1-4; FANGAIMA, M. 1-2; CAMBE, Darius 3-minus 2.

PASSING: 'Iolani-MIZUTANI, Tai-J 25-37-0-197. **Campbell**-ABILLANIDA, D. 15-27-2-109; ULUFALE, Kawika 8-13-2-37.

RECEIVING: 'Iolani-GENOVIA, Justin 8-67; KANESHIRO, Rayd 5-55; NAGAMI, Brent 4-37; MIYAZAWA, Jonah 4-25; ANDERSON, Isaac 2-10; PASCUA, KJ 1-4; SPENCER, Taylor 1-minus 1. **Campbell**-RAMOS, Markus 7-47; ETRATA-DAITE, V 6-36; FANGAIMA, M. 5-27; HENDERSON, Jalen 2-13; SALVIDO, Joshua 1-10; FAUMUI, Tasi 1-7; URSUA, Dylan 1-6.

INTERCEPTIONS: 'Iolani-LABOY, Makana 2-36; MENTO, Kyler 1-25; NISHIGAYA, Kaula 1-0. **Campbell**-None.

FUMBLES: 'Iolani-NAGAMI, Brent 1-1; PASCUA, KJ 1-1. **Campbell**-ABILLANIDA, D. 2-0; KAUHANE, Braden 1-1; FAUMUI, Tasi 1-0; FANGAIMA, M. 1-1.

Kickoff time: 8:10 pm End of Game: 10:48 pm Total elapsed time: 2:38
Officials: Referee: Brandis Mirafue; Umpire: Rod Alama; Linesman: Scott Smith;
Line judge: Van Peterson; Back judge: Aaron Orsatti; Field judge: Matt Dery;
Side judge: Ron Tacadena;
Temperature: 74 deg. Wind: Calm Weather: Partly cloudy

Championship – Friday, Nov. 30, 2016 – Aloha Stadium. Attendance: 5,292

Mililani 31, #3 Iolani 20

	1	2	3	4	Total
Mililani (9-3)	10	7	14	0	31
'Iolani (5-8)	7	3	3	7	20

Scoring Summary:

1st 07:10 MILILANI - SANTIAGO, Damien 29 yd field goal
03:53 MILILANI - TUIVAIAVEOLOMUA 19 yd run (SANTIAGO, Damien kick)
01:01 IOLANI - PASCUA, KJ 14 yd pass from MIZUTANI, T. (MINAMI, Evan kick)
2nd 11:08 MILILANI - SAPP, Tasimasa 31 yd fumble recovery (SANTIAGO, Damien kick)
09:26 IOLANI - MINAMI, Evan 36 yd field goal
3rd 09:38 MILILANI - TUIVAIAVEOLOMUA 28 yd run (SANTIAGO, Damien kick)
06:50 IOLANI - MINAMI, Evan 33 yd field goal
04:39 MILILANI - KILA, Kailiohu 13 yd run (SANTIAGO, Damien kick)
4th 02:30 IOLANI - PASCUA, KJ 5 yd pass from MIZUTANI, T. (MINAMI, Evan kick)

	MILILANI	IOLANI
FIRST DOWNS	23	17
RUSHES-YARDS (NET)	45-239	14--76
PASSING YDS (NET)	190	262
Passes Att-Comp-Int.....	32-20-3	48-22-2
TOTAL OFFENSE PLAYS-YARDS	77-429	62-186
Fumble Returns-Yards.....	1-31	0-0
Punt Returns-Yards.....	2-1	1-17
Kickoff Returns-Yards.....	2-18	6-71
Interception Returns-Yards....	2-23	3-38
Punts (Number-Avg).....	1-38.0	4-34.5
Fumbles-Lost.....	1-0	3-1
Penalties-Yards.....	11-124	2-18
Possession Time.....	27:34	20:26
Third-Down Conversions.....	8 of 16	5 of 14
Fourth-Down Conversions.....	1 of 4	0 of 1
Red-Zone Scores-Chances.....	3-5	4-4
Sacks By: Number-Yards.....	7-78	1-7

RUSHING: Mililani-MUASAU, Darius 22-101; TUIVAIAVE-OLOMUA 11-98; KILA, Kailiohu 6-35; GABRIEL, Dillon 5-6; TEAM 1-minus 1. 'Iolani-PASCUA, KJ 7-2; MIZUTANI, T. 7-minus 78.

PASSING: Mililani-GABRIEL, Dillon 20-32-3-190. 'Iolani-MIZUTANI, T. 22-48-2-262.

RECEIVING: Mililani-KUBOYAMA-HAYASHI 4-32; CHANG, Ryan 4-25; TUIVAIAVE-OLOMUA 3-59; VALLASDARES, A. 3-46; TOVI, Roman 3-19; LEE, Stanton 3-9. 'Iolani-PASCUA, KJ 6-102; GENOVIA, Justin 5-29; KANESHIRO, R. 4-29; MIYAZAWA, Jonah 3-47; NAGAMI, Brent 3-46; ANDERSON, Isaac 1-9.

INTERCEPTIONS: Mililani-PILANCA, Asher 1-13; GAPUSAN, Dustin 1-10. 'Iolani-FETUI-SALAVEA, J 1-18; BALDOMERO, H. 1-10; NISHIGAYA, Kaua 1-10.

FUMBLES: Mililani-GABRIEL, Dillon 1-0. 'Iolani-MIZUTANI, T. 2-1; NISHIGAYA, Kaua 1-0.

Kickoff time: 7:42 PM End of Game: 10:16 PM Total elapsed time: 2:34
Officials: Referee: Shawn McGurrin; Umpire: Bryan Hoernig; Linesman: Wade Miranda;
Line judge: Ralph Hasegawa; Back judge: Craig Shaner; Field judge: Ron Tacadena;
Side judge: Doug Hunt;
Temperature: 78 deg. Wind: NE 16 mph. Weather: Partly cloudy

2017 Division 1



Semifinal – Saturday, Nov. 4, 2017 – Wong Stadium

#1 Hilo 26, Maui 7

	1	2	3	4	Total
Maui (5-6)	0	7	0	0	7
Hilo (9-1)	0	7	10	9	26

HILO 3:12 Guyson Ogata 14 pass from Kaleo Apao. (Kahaku Tolentino-Perry kick)

MAUI 2:51 Naia Nakamoto 67 run. (K. Kapisi kick)

HILO 3:57 Kaleo Ramos 8 run. (Kahaku Tolentino-Perry kick)

HILO 8:53 Keanu Keolanui 18 field goal.

HILO 7:45 Kahale Huddleston 5 run. (Kahaku Tolentino-Perry kick)

HILO 3:49 Safety. ball snapped out of the end zone

RUSHING – Maui: Naia Nakamoto 23-126; Solomone Tongi 7-33; Kainalu Tancayo 3-(minus 11); Team 1-(minus 24). **Hilo:** Kaleo Apao 18-128; Kahale Huddleston 14-62; Kaleo Ramos 7-22.

PASSING – Maui: Naia Nakamoto 1-2-0 33; K. Tancayo 2-6-0 9. **Hilo:** Kaleo Apao 7-17-2 57.

RECEIVING – Maui: Ssylvester Sonognini 1-33; Trent Takara 1-5; MMitchell Hirose 1-4. **Hilo:** Kainalu Tioganco 3-29; Kalaeonekuekaa Akui 2-18; Guyson Ogata 1-14; Kahale Huddleston 1-(minus 4).

Semifinal – Saturday, Nov. 4, 2017 – Vidinha Stadium

Damien 13, #2 Kauai 10

	1	2	3	4	Total
Damien (10-3)	6	0	7	0	13
Kauai (5-4)	3	7	0	0	10

Scoring Summary:

1st 11:03 KAUAI - NOICE, Logan 45 yd field goal

06:40 DAMIEN - FAUFATA-PEDRINA 14 yd run (KAEO, Shiloh kick failed)

2nd 02:05 KAUAI - NAKA'AHIKI-YOUN 2 yd run (NOICE, Logan kick)

3rd 08:35 DAMIEN - LAUTI, Logan 31 yd pass from FAUFATA-PEDRINA (KAEO, Shiloh kick)

	DAMIEN	KAUAI
FIRST DOWNS	16	8
RUSHES-YARDS (NET)	37-142	31-94
PASSING YDS (NET)	120	58
Passes Att-Comp-Int.....	25-10-3	18-5-0
TOTAL OFFENSE PLAYS-YARDS	62-262	49-152
Fumble Returns-Yards.....	1-60	0-0
Punt Returns-Yards.....	2-7	1-27
Kickoff Returns-Yards.....	3-29	1-5
Interception Returns-Yards....	0-0	3-2
Punts (Number-Avg).....	2-38.0	6-32.2
Fumbles-Lost.....	2-2	3-2
Penalties-Yards.....	7-47	4-62
Possession Time.....	26:00	22:00
Third-Down Conversions.....	4 of 14	4 of 13
Fourth-Down Conversions.....	3 of 5	0 of 1
Red-Zone Scores-Chances.....	1-3	1-1
Sacks By: Number-Yards.....	0-0	0-0

RUSHING: Damien-FAUFATA-PEDRINA 14-75; KAUHI, Keoua 14-42; LAUTI, Logan 6-18; SULU, Aperamo 1-6; ARECCHI, Akila 1-3; TEAM 1-minus 2. **Kauai**-MANERA, C. 15-39; NAKA'AHIKI-YOUN 9-35; ALBAO, Aukai 5-13; PARBO, Hoku 1-7; AKAU, Pomai 1-0.

PASSING: Damien-FAUFATA-PEDRINA 10-25-3-120. **Kauai**-MANERA, C. 5-18-0-58.

RECEIVING: Damien-SEVILLEJA, L. 4-47; LAUTI, Logan 2-34; KAUHI, Keoua 2-17; ARECCHI, Akila 1-11; NATIVIDAD, J. 1-11. **Kauai**-NAKA'AHIKI-YOUN 3-36; PARBO, Hoku 1-14; RUIZ, Noah 1-8.

INTERCEPTIONS: Damien-None. **Kauai**-BISSARA, Kyle 1-2; HO'OPI'I, Noah 1-0; PARBO, Hoku 1-0.

FUMBLES: Damien-SEVILLEJA, L. 1-1; SULU, Aperamo 1-1. **Kauai**-MANERA, C. 3-2.

Kickoff time: 2:00 PM End of Game: 4:22 PM Total elapsed time: 2:22

Officials: Referee: Scott Smith; Umpire: Bobby Carrillo; Linesman: T. Biesecker Jr;

Line judge: Calvin Moniz; Back judge: P. Valenciano; Field judge: Jim Campbell;

Side judge: Jonathan Thorpe;

Temperature: 82 deg. Wind: NE 16 mph Weather: Overcast; humidity 73%

Championship – Saturday, Nov. 18, 2017 – Aloha Stadium. Attendance: 22,436

#1 Hilo 35, Damien 19

	1	2	3	4	Total
Damien (10-4)	13	0	6	0	19
Hilo (10-1)	7	14	7	7	35

Scoring Summary:

1st 11:38 DAMIEN - 9 Arecchi 96 kickoff return (54 Kaeo kick failed)
03:09 DAMIEN - 10 Faufata-Pedr 1 run (54 Kaeo kick)
02:15 HILO - 22 Huddleston 20 run (81 Tolentino-Pe kick)
2nd 05:10 HILO - 22 Huddleston 12 run (81 Tolentino-Pe kick)
00:58 HILO - 3 Apao, K. 22 run (81 Tolentino-Pe kick)
3rd 06:04 DAMIEN - 11Natividad 19 pass fr 10Faufata-Pedr (10Faufata-Pedr rush fail)
00:14 HILO - 13 Tioganco 5 pass from 3 Apao, K. (81 Tolentino-Pe kick)
4th 08:53 HILO - 4 Kanehailua 21 pass from 3 Apao, K. (81 Tolentino-Pe kick)

	DAMIEN	HILO
FIRST DOWNS	13	18
RUSHES-YARDS (NET)	25-81	45-180
PASSING YDS (NET)	172	134
Passes Att-Comp-Int.....	33-15-1	13-8-0
TOTAL OFFENSE PLAYS-YARDS	58-253	58-314
Fumble Returns-Yards.....	0-0	0-0
Punt Returns-Yards.....	4-26	0-0
Kickoff Returns-Yards.....	5-142	1-11
Interception Returns-Yards....	0-0	1-21
Punts (Number-Avg).....	4-37.8	5-37.6
Fumbles-Lost.....	2-2	0-0
Penalties-Yards.....	5-50	7-37
Possession Time.....	21:36	26:24
Third-Down Conversions.....	6 of 14	5 of 12
Fourth-Down Conversions.....	1 of 3	0 of 0
Red-Zone Scores-Chances.....	2-2	3-4
Sacks By: Number-Yards.....	1-7	2-13

RUSHING: Damien- 8 Kauhi 10-45; 10 Faufata-Pedr 13-27; 9 Arecchi 1-6; 44 Kim 1-3.
Hilo- 3 Apao, K. 20-98; 22 Huddleston 19-91; 21 Ramos 1-0; 13 Tioganco 1-minus 1;
TEAM 4-minus 8.

PASSING: Damien-10 Faufata-Pedr 15-32-1-172; TEAM 0-1-0-0. Hilo- 3 Apao, K. 8-13-0-134.

RECEIVING: Damien- 9 Arecchi 3-46; 11 Natividad 3-32; 5 Lauti 3-25; 2 Sevilleja 2-31; 44 Kim 2-28; 8 Kauhi 2-10. Hilo-22 Huddleston 4-54; 13 Tioganco 2-29; 6 Akui 1-30; 4 Kanehailua 1-21.

INTERCEPTIONS: Damien-None. Hilo- 2 Apao, E. 1-21.

FUMBLES: Damien- 2 Sevilleja 1-1; 9 Arecchi 1-1. Hilo-None.

Kickoff time: 6:53 pm End of Game: 9:25 pm Total elapsed time: 2:32
Officials: Referee: Craig Shaner; Umpire: Todd Lynch; Linesman: Randy Morris;
Line judge: Teddy Biesecker; Back judge: Aaron Orsatti; Field judge: Travis Nakayama; Side judge: Matt Dery;
Temperature: 75 deg. Wind: NNW 10 mph Weather: Cloudy; Humidity 64%

2018 Division 1



Semifinal – Friday, Nov. 9, 2018 – Keauu High School #1 Hilo 35, Maui 24

	1	2	3	4	Total
Maui (5-6)	3	7	14	0	24
Hilo (9-2)	7	14	7	7	35

SCORING SUMMARY

HILO - Kalae Akui, 1 yard pass from Kyan Miyasato. (J. Rosario kick)
 MAUI - Brex Delray, 32 yard field goal.
 HILO - Guyson Ogata, 2 yard run. (J. Rosario kick)
 MAUI - Naia Nakamoto, 70 yard pass from Brex Delray. (Brex Delray kick)
 HILO - Guyson Ogata, 45 yard pass from Kyan Miyasato. (J. Rosario kick)
 HILO - Kyler Aguiar, 1 yard pass from Kyan Miyasato. (J. Rosario kick)
 MAUI - Mone Tongi, 57 yard fumble return. (Brex Delray kick)
 MAUI - Mone Tongi, 17 yard run. (B. Delray kick)
 HILO - Kyler Aguiar, 1 yard run. (J. Rosario kick)

	MAUI	HILO
RUSHES-YARDS (NET).....	24-47	43-177
PASSING YDS (NET).....	136	225
Passes Att-Comp-Int.....	23-6-2	32-19-2
TOTAL OFFENSE PLAYS-YARDS.....	47-183	75-402
Fumble Returns-Yards.....	4-0	2-0
Punt Returns-Yards.....	0-0	2-21
Kickoff Returns-Yards.....	4-63	2-36
Interception Returns-Yards....	2-0	2-0

RUSHING - Maui: Mone Tongi 4-34, Naia Nakamoto 12-24, Mitchell Hirose 3-5, Torryn Kauhaahaa-Sulusi 1-3, Taelen Bates 1-(-5), Brex Delray 3-(-14). Hilo: Kaleo Ramos 25-139, Kyler Aguiar 5-14, Lyle Silva 3-12, Guyson Ogata 4-9, Team 2-4, Elijah Apao 1-2, Kyan Miyasato 3-(-2).

PASSING - Maui: Brex Delray 4-16-1-117, Taelen Bates 1-5-1-15, Torryn Kauhaahaa-Sulusi 1-2-0-4. Hilo: Kyan Miyasato 19-31-2-227, Kaimi Tiogangco 0-1-0-0.

RECEIVING - Maui: Naia Nakamoto 2-91, Torryn Kauhaahaa-Sulusi 2-25, Trent Takara 1-16, Christian Lee 1-4. Hilo: Guyson Ogata 3-79, Kyler Aguiar 7-61, Kalae Akui 7-47, Legend Figueroa 2-40.

Semifinal – Friday, Nov. 9, 2018 – Waipahu High School

#2 Waipahu 20, Iolani Raiders 19

	1	2	3	4	Total
Iolani (8-3)	3	16	0	0	19
Waipahu (9-4)	3	0	13	0	20

Scoring Summary:

1st 11:14 WAIPAHU - 6 Fiesta 40 yd pass from 7 Marques (43 Amorozo kick)
03:30 'IOLANI - 19 Makekau 22 yd field goal
2nd 10:52 'IOLANI - 19 Makekau 35 yd field goal
06:17 'IOLANI - 1 Nishigaya 2 yd run (19 Makekau kick blockd)
01:05 'IOLANI - 1 Nishigaya 19 yd pass from 11 Chong (19 Makekau kick)
3rd 03:35 WAIPAHU - 7 Marques 1 yd run (43 Amorozo kick)
01:59 WAIPAHU - 25 Faliauga 16 yd run (25 Faliauga rush failed)

	'IOLANI	WAIPAHU
FIRST DOWNS.....	18	17
RUSHES-YARDS (NET).....	23-18	52-192
PASSING YDS (NET).....	208	163
Passes Att-Comp-Int.....	50-22-4	23-15-3
TOTAL OFFENSE PLAYS-YARDS.....	73-226	75-355
Fumble Returns-Yards.....	0-0	0-0
Punt Returns-Yards.....	1-7	1-45
Kickoff Returns-Yards.....	4-80	2-45
Interception Returns-Yards....	3-42	4-37
Punts (Number-Avg).....	4-36.8	3-36.7
Fumbles-Lost.....	0-0	1-1
Penalties-Yards.....	5-42	23-244
Possession Time.....	21:20	26:40
Third-Down Conversions.....	1 of 16	4 of 15
Fourth-Down Conversions.....	2 of 4	0 of 3
Red-Zone Scores-Chances.....	4-6	2-3
Sacks By: Number-Yards.....	2-19	4-22

RUSHING: 'Iolani Raiders- 1 Nishigaya 16-29; 9 Shimao 1-7; 11 Chong 6-minus 18. Waipahu Marauders-25 Faliauga 38-162; 7 Marques 9-21; 6 Fiesta 1-12; TEAM 4-minus 3.

PASSING: 'Iolani Raiders-11 Chong 22-50-4-208. Waipahu Marauders- 7 Marques 15-23-3-163.

RECEIVING: 'Iolani Raiders-21 Kamana 9-90; 6 Miyazawa 5-49; 4 Kaneshiro 4-45; 1 Nishigaya 2-20; 12 Yokogawa 1-3; 8 Suzuki 1-1. Waipahu Marauders- 6 Fiesta 6-62; 82 Tote 4-59; 24 Reyes, B 4-35; 25 Faliauga 1-7.

INTERCEPTIONS: 'Iolani Raiders-28 Shikada 1-21; 29 Camat 1-21; 23 Pei 1-0. Waipahu Marauders- 2 Kapea 3-37; 5 Benjamin 1-0.

FUMBLES: 'Iolani Raiders-None. Waipahu Marauders-25 Faliauga 1-1.

Stadium: Wally Yonamine Stadium. Attendance: 0
Kickoff time: 7:37 pm End of Game: 10:25 pm Total elapsed time: 2:48
Officials: Referee: Robert Victor; Umpire: Rod Alama, Sr.; Linesman: Gary Carr;
Line judge: Rhys Amimoto; Back judge: Matt Dery; Field judge: Daniel Bui;
Side judge: Santos Barbasa;
Temperature: 77 deg. Wind: N 6 mph Weather: Cloudy, Humidity-81%

Championship – Saturday, Nov. 24, 2018 – Aloha Stadium

#2 Waipahu 42, #1 Hilo 22

	1	2	3	4	Total
Waipahu (10-4)	14	14	7	7	42
Hilo (9-2)	7	0	7	8	22

Scoring Summary:

1st 09:05 WAIPAHU - 6 Fiesta 29 yd pass from 7 Marques (43 Amorozo kick)
04:43 WAIPAHU - 82 Tote 15 yd pass from 25 Faliauga (43 Amorozo kick)
03:42 HILO - 7 Akui 63 yd pass from 12 Miyasato (13 Rosario kick)
2nd 10:25 WAIPAHU - 24 Reyes, B 15 yd pass from 7 Marques (43 Amorozo kick)
09:58 WAIPAHU - 2 Kapea 38 yd interception return (43 Amorozo kick)
3rd 07:22 HILO - 14 Aguiar 4 yd pass from 12 Miyasato (13 Rosario kick)
02:39 WAIPAHU - 25 Faliauga 2 yd run (43 Amorozo kick)
4th 10:26 WAIPAHU - 21 Reyes, J 11 yd run (43 Amorozo kick)
03:34 HILO - 14 Aguiar 80 yd pass from 12 Miyasato (7 Akui pass fr 12 Miyasato)

	WAIPAHU	HILO
FIRST DOWNS	19	10
RUSHES-YARDS (NET)	43-201	31--35
PASSING YDS (NET)	165	213
Passes Att-Comp-Int.....	17-9-2	23-11-1
TOTAL OFFENSE PLAYS-YARDS	60-366	54-178
Fumble Returns-Yards.....	0-0	0-0
Punt Returns-Yards.....	5-47	0-0
Kickoff Returns-Yards.....	3-56	7-138
Interception Returns-Yards....	1-38	2-8
Punts (Number-Avg).....	2-33.5	7-37.7
Fumbles-Lost.....	2-1	3-0
Penalties-Yards.....	13-86	6-49
Possession Time.....	22:42	25:18
Third-Down Conversions.....	6 of 11	4 of 13
Fourth-Down Conversions.....	3 of 3	0 of 1
Red-Zone Scores-Chances.....	4-4	1-1
Sacks By: Number-Yards.....	11-66	4-44

RUSHING: Waipahu Marauders-25 Faliauga 21-151; 21 Reyes, J 8-41; 7 Marques 11-13; 6 Fiesta 1-minus 2; TEAM 2-minus 2. Hilo Vikings-21 Ramos 14-40; 30 Silva 2-6; 16 Tiogangco 1-minus 3; 15 Figueroa 1-minus 12; 12 Miyasato 13-minus 66.

PASSING: Waipahu Marauders- 7 Marques 8-15-2-150; 82 Tote 0-1-0-0; 25 Faliauga 1-1-0-15. Hilo Vikings-12 Miyasato 11-23-1-213.

RECEIVING: Waipahu Marauders-82 Tote 4-98; 6 Fiesta 3-46; 24 Reyes, B 2-21. Hilo Vikings-14 Aguiar 8-129; 7 Akui 1-63; 4 Ogata 1-14; 21 Ramos 1-7.

INTERCEPTIONS: Waipahu Marauders- 2 Kapea 1-38. Hilo Vikings- 3 Walker 1-7; 15 Figueroa 1-1.

FUMBLES: Waipahu Marauders- 2 Kapea 1-1; 7 Marques 1-0. Hilo Vikings- 2 Apao 2-0; 21 Ramos 1-0.

Stadium: Aloha Stadium Attendance: 0
Kickoff time: 5:03 PM End of Game: 7:43 PM Total elapsed time: 2:40
Officials: Referee: Craig Shaner; Umpire: Sam Wilson; Linesman: Shawn McGurrian;
Line judge: Wade Miranda; Back judge: Jonathan Thorpe; Field judge: Placido Valenci;
Side judge: Tristan Aldegue;
Temperature: 75 deg. Wind: North 1 Weather: Partly Cloudy

2019 Division 1



Quarterfinal – Friday, Nov. 15, 2019 – War Memorial Stadium Leilehua 34, #4 Baldwin 7

	1	2	3	4	Total
Leilehua (10-2)	7	7	6	14	34
Baldwin (5-5)	0	7	0	0	7

Scoring Summary:

- 1st 11:40 LEILEHUA - 13 Akagi, K 72 yd run (60 Breceda kick)
 2nd 10:58 BALDWIN - 2 Kamai 63 yd pass from 4 Asuega-Stark (99 Riglos kick)
 10:46 LEILEHUA - 13 Akagi, K 91 yd kickoff return (60 Breceda kick)
 3rd 08:01 LEILEHUA - 3 Ramos 10 yd pass from 7 Turangan (60 Breceda kick failed)
 4th 08:12 LEILEHUA - 24 Mebane 85 yd interception return (60 Breceda kick)
 01:31 LEILEHUA - 34 Vereen 7 yd run (60 Breceda kick)

	LEILEHUA	BALDWIN
FIRST DOWNS	21	11
RUSHES-YARDS (NET)	39-245	32-89
PASSING YDS (NET)	153	142
Passes Att-Comp-Int.....	29-16-2	26-15-1
TOTAL OFFENSE PLAYS-YARDS	68-398	58-231
Fumble Returns-Yards.....	0-0	0-0
Punt Returns-Yards.....	4-14	0-0
Kickoff Returns-Yards.....	2-118	6-43
Interception Returns-Yards....	1-85	2-13
Punts (Number-Avg).....	0-0.0	5-29.0
Fumbles-Lost.....	4-1	3-1
Penalties-Yards.....	8-70	7-58
Possession Time.....	23:02	24:58
Third-Down Conversions.....	5 of 11	2 of 14
Fourth-Down Conversions.....	2 of 5	2 of 5
Red-Zone Scores-Chances.....	2-5	0-1
Sacks By: Number-Yards.....	3-26	1-8

RUSHING: Leilehua Mules-34 Vereen 28-174; 13 Akagi, K 2-72; 1 Vasquez 2-7; 32 Sylve-Matautia 1-0; 14 Akagi, C 1-minus 2; 7 Turangan 5-minus 6.
 Baldwin Bears- 7 Souza, I 12-48; 4 Asuega-Stark 14-42; 15 Souza, J 1-12; 44 Laga, E 1-2; 13 Daniels 1-minus 3; 11 Foster 1-minus 3; TEAM 2-minus 9.

PASSING: Leilehua Mules- 7 Turangan 15-27-1-141; 3 Ramos 0-1-1-0; 13 Akagi, K 1-1-0-12.
 Baldwin Bears- 4 Asuega-Stark 15-26-1-142.

RECEIVING: Leilehua Mules- 3 Ramos 7-62; 34 Vereen 3-26; 1 Vasquez 2-40; 5 Jumawan 2-9; 85 Santiago-Sanborn 1-12; 32 Sylve-Matautia 1-4. Baldwin Bears-9 Richards 7-41; 2 Kamai 6-95; 11 Foster 2-6.

INTERCEPTIONS: Leilehua Mules-24 Mebane 1-85. Baldwin Bears-25 Nerpio 1-13; 42 Sniffen 1-0.

FUMBLES: Leilehua Mules-32 Sylve-Matautia 1-1; 7 Turangan 1-0; 13 Akagi, K 1-0; 3 Ramos 1-0. Baldwin Bears-11 Foster 1-0; 7 Souza, I 1-1; 4 Asuega-Stark 1-0.

Stadium: War Memorial Stadium Attendance: 0

Kickoff time: 5:37 pm End of Game: 8:07 pm Total elapsed time: 2:30

Officials: Referee: Craig Shaner; Umpire: Michael Simonds; Linesman: Santos Barbasa;

Line judge: Steve Schwindler; Back judge: Ron Tacadena; Field judge: Kyle Galdeira;

Side judge: Jim Campbell;

Temperature: 80 deg. Wind: North 9 mph Weather: Partly Cloudy, Humidity-74%

Semifinal – Saturday, Nov. 23, 2019 – Moanalua Stadium

#3 'Iolani 35, #2 Moanalua 9

	1	2	3	4	Total
'Iolani (10-2)	7	14	0	14	35
Moanalua (10-2)	0	0	3	6	9

Scoring Summary:

1st 09:27 'IOLANI - 2 Ichikawa 50 yd pass from 11 Chong (6 Manuel kick)
 2nd 08:50 'IOLANI - 1 Hedani 1 yd run (6 Manuel kick)
 02:38 'IOLANI - 1 Hedani 17 yd run (6 Manuel kick)
 3rd 04:14 MOANALUA - 90 Motas 28 yd field goal
 4th 07:03 MOANALUA - 1 York 1 yd pass from 10 Javar (90 Motas kick failed)
 05:15 'IOLANI - 1 Hedani 7 yd pass from 11 Chong (6 Manuel kick)
 01:11 'IOLANI - 23 Pei 28 yd interception return (32 Mizuta kick)

	'IOLANI	MOANALUA
FIRST DOWNS	15	25
RUSHES-YARDS (NET)	35-103	23-91
PASSING YDS (NET)	168	383
Passes Att-Comp-Int.....	19-11-0	59-37-5
TOTAL OFFENSE PLAYS-YARDS	54-271	82-474
Fumble Returns-Yards.....	0-0	0-0
Punt Returns-Yards.....	2-15	1-2
Kickoff Returns-Yards.....	3-49	3-41
Interception Returns-Yards....	5-84	0-0
Punts (Number-Avg).....	6-41.2	3-35.7
Fumbles-Lost.....	0-0	0-0
Penalties-Yards.....	12-81	10-122
Possession Time.....	21:53	26:00
Third-Down Conversions.....	5 of 12	2 of 14
Fourth-Down Conversions.....	1 of 1	4 of 6
Red-Zone Scores-Chances.....	3-3	2-5
Sacks By: Number-Yards.....	3-26	1-9

RUSHING: 'Iolani Raiders- 1 Hedani 24-90; 14 Bantolina 9-24; TEAM 1-minus 2; 11 Chong 1-minus 9. Moanalua Na Menehune-10 Javar 12-65; 24 Johnson 9-22; 11 Kealohi 2-4.

PASSING: 'Iolani Raiders-11 Chong 11-19-0-168. Moanalua Na Menehune-10 Javar 35-56-5-368; 11 Kealohi 2-3-0-15.

RECEIVING: 'Iolani Raiders-21 Kamana 4-73; 6 Manuel 3-23; 2 Ichikawa 2-57; 1 Hedani 2-15. Moanalua Na Menehune- 1 York 16-168; 14 Domingo 10-124; 12 Lee 5-51; 11 Kealohi 5-26; 20 Richmond 1-14.

INTERCEPTIONS: 'Iolani Raiders-28 Shikada 2-48; 23 Pei 2-36; 29 Sakashita 1-0. Moanalua Na Menehune-None.

FUMBLES: 'Iolani Raiders-None. Moanalua Na Menehune-None.

SACKS (UA-A): 'Iolani Raiders-41 Miyazawa 1-0; 35 Murata 1-0; 10 Molina 1-0. Moanalua Na Menehune-45 Lilo 1-0.

TACKLES (UA-A): 'Iolani Raiders-23 Pei 7-2; 29 Sakashita 6-2; 4 Kan 5-1; 26 Bell 4-0; 10 Molina 4-0; 5 Camat 3-1; 27 Ignacio 2-2; 35 Murata 3-0; 28 Shikada 3-0; 20 Miyashiro 2-1; 40 Tsuruda 2-0; 41 Miyazawa 2-0; 3 Wataru 1-0; 95 Adams 0-1. Moanalua Na Menehune-45 Lilo 7-0; 6 Suka 4-2; 13 Tanner 1-4; 2 Tau 4-0; 42 Taufua'asau 3-1; 44 Tanigawa 3-1; 9 Tauai 2-2; 5 Nelson 3-0; 4 Grace 2-1; 99 Robinson 2-1; 40 Kihune 2-0; 3 Sison 2-0; 59 Tialavea-Malepeai 2-0; 10 Javar 1-0; 19 Lopez 1-0; 34 Ma'ae 1-0; 12 Lee 1-0.

Stadium: Moanalua Stadium Attendance: 0
 Kickoff time: 7:07 pm End of Game: 9:45 pm Total elapsed time: 2:38
 Officials: Referee: Brandis Mirafuentes; Umpire: Isaac Tavai; Linesman: Jasaan Rosales;
 Line judge: Ray Pasion; Back judge: Daniel Bui; Field judge: Kevin Fuller;
 Side judge: Jim Campbell;
 Temperature: 79 deg. Wind: ENE 10 mph Weather: Partly cloudy

Semifinal – Saturday, Nov. 23, 2019 – Wong Stadium

#1 Hilo 19, Leilehua 9

	1	2	3	4	Total
Leilehua (10-3)	0	0	7	2	9
Hilo (13-0)	3	6	3	7	19

Scoring Summary:

1st 07:55 HILO - Keanu Keolanui, 44 yard field goal
2nd 11:32 HILO - Kyler Aguiar 73 pass from Kyan Miyasato (kick failed)
04:13 HILO - Keanu Keolanui, 37 yard field goal
3rd 01:46 LEI - Jayzon Ramos 4 pass from Kekoa Turangan (Jonathan Breceda kick)
4th 08:13 LEI - Safety, intentional grounding from the endzone
06:33 HILO - Kilohana Haasenritter 19 pass from Miyasato (Keanu Keolanui kick)

	LEILEHUA	HILO
RUSHES-YARDS (NET)	39-104	31-59
PASSING YDS (NET)	113	206
Passes Att-Comp-Int.....	23-8-1	29-16-1
TOTAL OFFENSE PLAYS-YARDS	52-217	82-265
Punt Returns-Yards.....	1-2	2-23
Kickoff Returns-Yards.....	5-61	1-5
Interception Returns-Yards....	1-0	1-0
Fumbles-Lost.....	3-3	3-3

RUSHING: Leilehua: James Vereen 18-124, Demarion Smith 5-6, team 1-(minus 1), Kalei Akagi 6-(minus 5), Kekoa Turangan 8-(minus 8), J. Vasquez 1-(minus 12). **Hilo:** Lyle Silva 19-86, Aguiar 3-6, Miyasato 6-(minus 1), Team 3-(minus 32).

PASSING: Leilehua: Turangan 7-20-1-84, Kalei Akagi 1-3-0-29. **Hilo:** Miyasato 16-29-1-206.

RECEIVING: Leilehua: Ramos 5-84, Akagi 1-26, Ariez Sylve-Matautia 1-2, Vereen 1-1. **Hilo:** Aguiar 3-88, Haasenritter 5-55, Kaimi Tiogangco 6-53, Guyson Ogata 2-10.

Stadium: Wong Stadium

Officials: Referee: Randy Morris; Umpire: Jim O'Connor; Linesman: Marshall Harvest;
Line judge: Rhys Amimoto; Back judge: Steve Piercy; Field judge: Jonathan Thorpe;
Side judge: Travis Nakayama

Temperature: 73 deg. Wind: South 7 mph Weather: Showers, Humidity 89%

Championship – Friday, Nov. 29, 2019 – Aloha Stadium. Attendance: 11,597

#1 Hilo 20, Iolani 17

	1	2	3	4	Total
'Iolani (10-3)	10	7	0	0	17
Hilo (14-0)	0	3	7	10	20

Scoring Summary:

1st 06:11 'IOLANI - 6 Wailoa Manuel 45 yd field goal
00:41 'IOLANI - 11 Jonah Chong 2 yd run (6 Waiola Manuel kick)
2nd 05:30 HILO - 82 Keanu Keolanui 47 yd field goal
00:00 'IOLANI - 23 Meki Pei 94 yd punt return (6 Waiola Manuel kick)
3rd 01:40 HILO - 7 Kilohana Haasenritter 6 yd run (82 Keanu Keolanui kick)
4th 07:10 HILO - 4 Guyson Ogata 78 yd pass from 12 Kyan Miyasato (82 Keanu Keolanui kick)
00:00 HILO - 82 Keanu Keolanui 55 yd field goal

	'IOLANI	HILO
FIRST DOWNS	11	17
RUSHES-YARDS (NET)	21-35	37-99
PASSING YDS (NET)	118	289
Passes Att-Comp-Int.....	30-13-0	30-17-0
TOTAL OFFENSE PLAYS-YARDS	51-153	67-388
Fumble Returns-Yards.....	0-0	0-0
Punt Returns-Yards.....	4-125	6-24
Kickoff Returns-Yards.....	4-80	3-79
Interception Returns-Yards....	0-0	0-0
Punts (Number-Avg).....	7-44.6	8-36.1
Fumbles-Lost.....	2-2	4-1
Penalties-Yards.....	1-5	12-124
Possession Time.....	19:42	28:18
Third-Down Conversions.....	2 of 13	7 of 17
Fourth-Down Conversions.....	0 of 0	0 of 0
Red-Zone Scores-Chances.....	1-1	2-3
Sacks By: Number-Yards.....	5-38	3-18

RUSHING: 'Iolani Raiders- 1 Brock Hedani 9-26; 14 Brody Bantolina 7-25; 11 Jonah Chong 5-minus 16.
Hilo Vikings-30 Lyle Silva 25-112; 26 Don Moody 3-11; 7 Kilohana Haasenritter 2-11; 12 Kyan Miyasato 7-minus 35.

PASSING: 'Iolani Raiders-11 Jonah Chong 13-30-0-118.
Hilo Vikings-12 Kyan Miyasato 17-30-0-289.

RECEIVING: 'Iolani Raiders-21 Carter Kamana 6-45; 6 Waiola Manuel 3-43; 1 Brock Hedani 1-22; 12 Noah Gaudi 1-10; 2 Cole Ichikawa 1-2; 14 Brody Bantolina 1-minus 4.
Hilo Vikings- 7 Kilohana Haasenritter 6-73; 4 Guyson Ogata 5-146; 13 Kaimi Tiogangco 5-69; 3 Elijah Apao 1-1.

INTERCEPTIONS: 'Iolani Raiders-None. Hilo Vikings-None.

FUMBLES: 'Iolani Raiders- 1 Hedani 1-1; 14 Bantolina 1-1. Hilo Vikings- 7 Haasenritter 1-1; 4 Ogata 1-0; 12 Miyasato 1-0; 3 Apao 1-0.

SACKS (UA-A): 'Iolani Raiders-10 Molina 1-1; 41 Miyazawa 1-1; 29 Sakashita 1-0; 26 Bell 1-0.
Hilo Vikings-30 Silva 1-0; 11 Lewis 1-0; 43 Niro 1-0.

TACKLES (UA-A): 'Iolani Raiders-23 Pei 9-3; 27 Ignacio 6-6; 26 Bell 6-2; 41 Miyazawa 4-4; 10 Molina 3-4; 4 Kan 3-2; 35 Murata 1-5; 29 Sakashita 1-5; 20 Miyashiro 2-2; 3 Wataru 1-4; 28 Shikada 2-1; 5 Camat 0-4; 43 Martinez 1-0; 98 Harbottle 0-2. Hilo Vikings-10 White 4-6; 11 Lewis 4-5; 3 Apao 4-1; 2 Deperalta 3-3; 43 Niro 3-2; 50 Alameda 1-3; 30 Silva 1-1; 20 Balga 0-3; 23 Walker 1-0; 82 Keolanui 1-0; 12 Miyasato 1-0; 4 Ogata 1-0; 7 Haasenritter 1-0; 44 Price 0-2; 22 Toki 0-1; 25 Mwarey 0-1; 54 Holika 0-1; 75 Kaniaupio 0-1.

Stadium: Aloha Stadium Attendance: 0
Kickoff time: 4:10 pm End of Game: 6:42 pm Total elapsed time: 2:33
Officials: Referee: Wade Miranda; Umpire: Todd Lynch; Linesman: Dan Bayne; Line judge: Jim O'Connor; Back judge: Steve Piercy; Field judge: Duane Moku; Side judge: Travis Nakayama; Replay: Mike Goshima and Mitchell Remba.
Temperature: 82 deg. Wind: ENE 14 mph Weather: Partly Cloudy, Humidity 54%

2021 – Division I (4 teams)



Semifinal – Friday, Dec. 17, 2021 – Farrington High School
#1 Lahainaluna 30, #4 Konawaena 7

	1	2	3	4	Total
Konawaena (6-1)	7	0	0	0	7
Lahainaluna (7-0)	14	6	0	10	30

Scoring Summary:

1st 09:40 LAHAINA - Kuola Watson 20 run (Anatello Flores kick)
 06:56 KONA - Kawelu Kaiawe 2 run (Ro'onui Satta Ellis kick)
 03:45 LAHAINA - Blare Sylva-Viela 1 run (Flores kick)
 2nd 11:56 LAHAINA - Flores 19 yd field goal
 01:48 LAHAINA - Flores 30 yd field goal
 4th 07:04 LAHAINA - Flores 30 yd field goal
 01:54 LAHAINA - Ian-Jay Cabanilla 9 run (Flores kick)

	KONAWAENA	LAHAINALUNA
FIRST DOWNS	17	12
RUSHES-YARDS (NET)	29-42	58-279
PASSING YDS (NET)	190	50
Passes Att-Comp-Int.....	47-22-7	6-4-1
TOTAL OFFENSE PLAYS-YARDS	76-232	64-329
Fumble Returns-Yards.....	0-0	0-0
Punt Returns-Yards.....	0-0	0-0
Kickoff Returns-Yards.....	7-108	2-14
Interception Returns-Yards....	1-17	7-161
Punts (Number-Avg).....	3-39.7	5-31.6
Fumbles-Lost.....	4-3	2-1
Penalties-Yards.....	4-20	7-79
Possession Time.....	20:11	27:49
Third-Down Conversions.....	5 of 16	2 of 13
Fourth-Down Conversions.....	3 of 6	2 of 2
Red-Zone Scores-Chances.....	1-3	6-8
Sacks By: Number-Yards.....	1-5	2-13

RUSHING: Konawaena Wildcats- 8 Kaiawe 19-78; 5 Ellis Noa 1-6; 12 Navas Loa 1-2; 10 Alani 7-minus 14; TEAM 1-minus 30. Lahainaluna Lunas- 7 Sylva-Viela 17-100; 2 Clarion 4-72; 3 Cabanilla 18-44; 33 Borges 7-40; 11 Watson 1-20; 12 Gordon 6-7; TEAM 1-minus 1; 23 Kahula 1-minus 1; 32 Tihada, K 3-minus 2.

PASSING: Konawaena Wildcats-10 Alani 22-47-7-190. Lahainaluna Lunas-12 Gordon 4-6-1-50.

RECEIVING: Konawaena Wildcats-15 Makanui 10-86; 18 Satta Ellis 6-37; 4 Daquel-Shimabukuro 4-27; 20 Clement 2-40. Lahainaluna Lunas-14 Garcia 1-46; 2 Clarion 1-6; 3 Cabanilla 1-0; 33 Borges 1-minus 2.

INTERCEPTIONS: Konawaena Wildcats-2 Uemoto 1-17. Lahainaluna Lunas-3 Cabanilla 2-45; 5 Magno 1-50; 7 Sylva-Viela 1-36; 11 Watson 1-15; 2 Clarion 1-11; 13 Flores 1-4.

FUMBLES: Konawaena Wildcats-10 Alani 2-1; 33 Binney 1-1; TEAM 1-1. Lahainaluna Lunas-12 Gordon 1-0; 7 Sylva-Viela 1-1.

SACKS (UA-A): Konawaena Wildcats-57 Flanary 1-0. Lahainaluna Lunas- 8 Arase 1-0; 44 Kane-Keahi 1-0.

TACKLES (UA-A): Konawaena Wildcats-26 Torres 9-0; 12 Navas Loa 6-3; 20 Clement 6-2; 42 Kelii 5-2; 15 Makanui 3-3; 5 Ellis Noa 5-0; 2 Uemoto 4-0; 57 Flanary 4-0; 50 Uemura 3-1; 9 Blanco 2-2; 54 Alani 3-0; 33 Binney 2-1; 8 Kaiawe 1-0; 18 Satta Ellis 1-0; 52 Mariano 1-0; 61 Ige 1-0; 16 Higashi 1-0; 43 Malapit 1-0; 10 Alani 1-0. Lahainaluna Lunas-13 Flores 5-4; 7 Sylva-Viela 5-3; 8 Arase 7-0; 6 Morikawa 4-3; 10 Latu 5-1; 44 Kane-Keahi 3-2; 2 Clarion 2-3; 21 Kana 3-1; 3 Cabanilla 2-1; 11 Watson 2-1; 34 Julian 2-0; 42 Kaililaau-Balisco 2-0; 14 Garcia 1-1; 5 Magno 0-2; 31 Rayray 1-0.

Stadium: Skippa Diaz Stadium Attendance: 0
 Kickoff time: 3:07 pm End of Game: 5:35 pm Total elapsed time: 2:28
 Officials: Referee: Rhys Amimoto; Umpire: Sam Wilson; Linesman: P. Valenciano;
 Line judge: Dan Bayne; Back judge: Jonathan Thorpe; Field judge: Laron Peller;
 Side judge: Frank Hayden; Replay officials: Matt Sumstine, Van Peterson

Temperature: 80 deg. Wind: SE 12 mph. Weather: Partly Cloudy, Humidity 67%

Semifinal – Friday, Dec. 17, 2021 – Farrington High School

#2 'Iolani 21, #3 'Aiea 0

	1	2	3	4	Total
'Aiea (4-3)	0	0	0	0	0
'Iolani (10-0)	7	7	7	0	21

Scoring Summary:

1st 03:09 IOLANI - Brody Bantolina 4 run (Allison Chang kick)
 2nd 00:18 IOLANI - Bantolina 64 pass from Kualau Manuel (Chang kick)
 3rd 04:58 IOLANI - Bantolina 46 run (Chang kick)

	AIEA	IOLANI
FIRST DOWNS	15	10
RUSHES-YARDS (NET)	28-55	32-174
PASSING YDS (NET)	170	96
Passes Att-Comp-Int.....	34-18-1	16-11-1
TOTAL OFFENSE PLAYS-YARDS	62-225	48-270
Fumble Returns-Yards.....	0-0	0-0
Punt Returns-Yards.....	1--2	5-1
Kickoff Returns-Yards.....	4-25	1-12
Interception Returns-Yards....	1-7	1-0
Punts (Number-Avg).....	6-30.0	6-37.0
Fumbles-Lost.....	1-1	0-0
Penalties-Yards.....	8-86	7-63
Possession Time.....	25:54	22:06
Third-Down Conversions.....	2 of 13	3 of 11
Fourth-Down Conversions.....	2 of 4	0 of 0
Red-Zone Scores-Chances.....	0-0	1-1
Sacks By: Number-Yards.....	0-0	5-31

RUSHING: 'Aiea Na Ali'i- 1 Lale-Saole, Kaima 15-66; 4 Lorenzana, K 2-6; 11 Olie 11-minus 17.
 'Iolani Raiders- 1 Bantolina 29-168; 9 Miyahira 3-6.

PASSING: 'Aiea Na Ali'i-11 Olie 18-34-1-170.
 'Iolani Raiders-10 Manuel 11-16-1-96.

RECEIVING: 'Aiea Na Ali'i- 7 Cacpal 5-56; 23 Chanel 4-47; 9 Ulgaran 4-34; 19 Figueroa 4-30;
 4 Lorenzana, K 1-3.
 'Iolani Raiders-19 Martinez 4-16; 9 Miyahira 3-4; 6 Preusser 2-4; 1 Bantolina 1-64; 85
 Taliauli 1-8.

INTERCEPTIONS: 'Aiea Na Ali'i- 8 Asing 1-7.
 'Iolani Raiders-11 Matsui 1-0.

FUMBLES: 'Aiea Na Ali'i-11 Olie 1-1. 'Iolani Raiders-None.

SACKS (UA-A): 'Aiea Na Ali'i-None. 'Iolani Raiders- 3 Gaudi 2-0; 23 Junk
 2-0; 5 Yim 1-0.

TACKLES (UA-A): 'Aiea Na Ali'i-33 Rouse, L. 7-3; 64 Unutoa 7-1; 21 Simpson 5-1; 95 Auva'a 4-
 1; 5 Foumai 3-1; 30 Wright 3-0; 10 Nahoopii-Makakona 3-0; 8 Asing 2-1; 22 Fernandez 1-2; 3
 Lopez 1-1; 98 Ah Mook Sang 0-2; 70 Halemano 0-2; 31 Mahuka 0-1.
 'Iolani Raiders-11 Matsui 6-4; 2 Morioka, Bro 6-1; 29 Sakashita 6-0; 40 Tsuruda 5-1; 3
 Gaudi 5-0; 23 Junk 4-1; 4 Morioka, Bra 4-1; 27 Della-Lucia 3-0; 5 Yim 3-0; 21 Mizuta 2-1;
 33 Dela Cruz 1-1; 10 Manuel 1-0; 77 Iwasaki 1-0.

Stadium: Skippa Diaz Stadium Attendance: 1,506
 Kickoff time: 7:07 pm End of Game: 9:22 pm Total elapsed time: 2:15
 Officials: Referee: Robert Victor; Umpire: Mike Simonds; Linesman: Lionel Montalvo;
 Line judge: Craig Shaner; Back judge: Duane Moku; Field judge: James Bolosan;
 Side judge: Ray Pasion; Replay officials: Matt Sumstine, Van Peterson

Temperature: 73 deg. Wind: NNE 5 mph. Weather: Cloudy, Humidity 79%

Championship – Thursday, Dec. 23, 2021 – Farrington High School. Attendance: 3,659

#2 'Iolani 38, #1 Lahainaluna 0

	1	2	3	4		Total
'Iolani (11-0)	7	7	17	7		38
Lahainaluna (7-1)	0	0	0	0		0

Scoring Summary:

1st 09:22 IOLANI - Tristan Martinez 22 run (Allison Chang kick)
 2nd 06:07 IOLANI - Kai Preusser 28 pass from Kualau Manuel (Chang kick)
 3rd 10:06 IOLANI - Taniela Taliauli 29 pass from Manuel (Chang kick)
 06:16 IOLANI - Keao Miyahira 41 pass from Manuel (Chang kick)
 00:04 IOLANI - Chang 19 yd field goal
 4th 05:54 IOLANI - Manuel 6 run (Chang kick)

	'IOLANI	LAHAINALUNA
FIRST DOWNS	14	5
RUSHES-YARDS (NET)	38-139	34-103
PASSING YDS (NET)	174	29
Passes Att-Comp-Int.....	16-13-0	18-5-0
TOTAL OFFENSE PLAYS-YARDS	54-313	52-132
Fumble Returns-Yards.....	0-0	0-0
Punt Returns-Yards.....	5-73	0-0
Kickoff Returns-Yards.....	1-15	3-44
Interception Returns-Yards....	0-0	0-0
Punts (Number-Avg).....	5-41.6	9-28.1
Fumbles-Lost.....	2-1	2-2
Penalties-Yards.....	5-62	2-26
Possession Time.....	27:35	20:25
Third-Down Conversions.....	2 of 10	4 of 15
Fourth-Down Conversions.....	1 of 1	0 of 2
Red-Zone Scores-Chances.....	2-2	0-0
Sacks By: Number-Yards.....	2-8	2-13

RUSHING: 'Iolani Raiders- 1 Bantolina 23-87; 19 Martinez 1-22; 9 Miyahira 6-22; 32 Torres 3-18; TEAM 2-minus 3; 10 Manuel 3-minus 7.
 Lahainaluna Lunas-32 Tihada, K 9-41; 3 Cabanilla 10-23; 7 Sylva-Viela 5-22; 12 Gordon 10-17.

PASSING: 'Iolani Raiders-10 Manuel 13-16-0-174.
 Lahainaluna Lunas-23 Kahula 1-9-0-0; 12 Gordon 4-9-0-29.

RECEIVING: 'Iolani Raiders- 9 Miyahira 4-63; 6 Preusser 4-42; 19 Martinez 3-31; 85 Taliauli 1-29; 1 Bantolina 1-9.
 Lahainaluna Lunas- 7 Sylva-Viela 3-19; 8 Arase 1-7; 32 Tihada, K 1-3.

INTERCEPTIONS: 'Iolani Raiders-None. Lahainaluna Lunas-None.

FUMBLES: 'Iolani Raiders- 1 Bantolina 1-0; 32 Torres 1-1.
 Lahainaluna Lunas- 3 Cabanilla 1-1; 32 Tihada, K 1-1.

SACKS (UA-A): 'Iolani Raiders-33 Dela Cruz 2-0.
 Lahainaluna Lunas-44 Kane-Keahi 1-0; 10 Latu 1-0.

TACKLES (UA-A): 'Iolani Raiders- 2 Morioka, Bro 8-0; 3 Gaudi 6-0; 29 Sakashita 6-0; 11 Matsui 5-0; 4 Morioka, Bra 5-0; 40 Tsuruda 4-0; 23 Junk 2-0; 5 Yim 2-0; 33 Dela Cruz 2-0; 25 Honbo 1-0; 27 Della-Lucia 1-0.
 Lahainaluna Lunas- 6 Morikawa 7-0; 7 Sylva-Viela 5-0; 44 Kane-Keahi 5-0; 2 Clarion 5-0; 42 Baililaau-Balisco 3-0; 10 Latu 3-0; 62 Pua 3-0; 13 Flores 3-0; 8 Arase 2-0; 21 Kana 2-0; 5 Magno 2-0; 11 Watson 2-0; 3 Cabanilla 2-0; 41 Corpuz 1-0; 47 Koyama 1-0; 52 Akahi-Vida 1-0; 16 Nahooikaika 1-0; 40 Tateyama-Magana 1-0.

Stadium: Skippa Diaz Stadium Attendance: 0
 Kickoff time: 3:06 pm End of Game: 5:18 pm Total elapsed time: 2:12
 Officials: Referee: Cal Evans; Umpire: Sean Camarillo; Linesman: Jonathan Thorpe;
 Line judge: Kyle Galdeira; Back judge: John Oku; Field judge: Travis Nakayama;
 Side judge: Pete Arceo; Replay officials: Van Peterson, Matt Sumstine

Temperature: 77 deg. Wind: ENE 17 mph. Weather: Fair, Humidity 51%

2022 – Division I (6 teams)



Quarterfinal – Friday, Nov. 11, 2022 – Waipahu High School #4 Waipahu 49, #5 Kapaa 41

	1	2	3	4	Total
Kapaa (5-4)	14	21	0	6	41
Waipahu (10-1)	13	6	8	22	49

Scoring Summary:

1st 09:47 KAPAA - 6 Alameda 39 interception return (55 Rapozo kick)
 05:47 KAPAA - 14 Na-O, Kapono 15 run (55 Rapozo kick)
 03:16 WAIPAHU - 34 Talaeai 4 run (41 Transfiguracion kick)
 00:58 WAIPAHU - 34 Talaeai 77 run (41 Transfiguracion kick blocked)

2nd 11:26 KAPAA - 3 Gonsalves 22 run (55 Rapozo kick)
 04:34 KAPAA - 9 Malafu 11 run (55 Rapozo kick)
 01:36 KAPAA - 3 Gonsalves 21 pass from 14 Na-O, Kapono (55 Rapozo kick)
 00:36 WAIPAHU - 9 Pinera 44 pass from 2 Uiliata (Transfiguracion kick failed)

3rd 06:49 WAIPAHU - 34 Talaeai 9 run (34 Talaeai rush)

4th 11:49 WAIPAHU - 2 Uiliata 27 run (34 Talaeai rush)
 08:23 WAIPAHU - 5 Tagata 8 blocked punt return (Transfiguracion kick failed)
 08:04 WAIPAHU - 3 Rodillas-Vesido 31 pass from 2 Uiliata (34 Talaeai rush)
 01:30 KAPAA - 14 Na-O, Kapono 3 run (55 Rapozo kick blocked)

	KAPAA	WAIPAHU
FIRST DOWNS	16	14
RUSHES-YARDS (NET)	45-191	39-192
PASSING YDS (NET)	80	137
Passes Att-Comp-Int.....	13-4-3	16-6-2
TOTAL OFFENSE PLAYS-YARDS	58-271	55-329
Fumble Returns-Yards.....	0-0	0-0
Punt Returns-Yards.....	1--2	3-75
Kickoff Returns-Yards.....	5-107	4-68
Interception Returns-Yards....	2-45	3-40
Punts (Number-Avg).....	4-29.0	3-28.3
Fumbles-Lost.....	1-0	2-0
Penalties-Yards.....	7-52	7-64
Possession Time.....	30:19	17:41
Third-Down Conversions.....	5 of 13	2 of 9
Fourth-Down Conversions.....	1 of 1	0 of 2
Red-Zone Scores-Chances.....	3-4	2-2
Sacks By: Number-Yards.....	3-22	0-0

RUSHING: Kapaa Warriors-14 Na-O, Kapono 26-126; 3 Gonsalves 6-32; 32 Makepa 7-26; 9 Malafu 1-11; 25 Simmons-Kaohelaul 3-9; TEAM 2-minus 13. Waipahu Marauders-34 Talaeai 18-140; 2 Uiliata 11-96; 40 Togafau 3-4; 13 Mendoza 2-minus 12; 6 Aipia-Barrett 1-minus 13; TEAM 4-minus 23.

PASSING: Kapaa Warriors-14 Na-O, Kapono 4-13-3-80. Waipahu Marauders- 2 Uiliata 4-8-0-106; 13 Mendoza 2-8-2-31.

RECEIVING: Kapaa Warriors- 3 Gonsalves 3-71; 5 Coleman 1-9. Waipahu Marauders- 3 Rodillas-Vesido 2-44; 2 Uiliata 2-31; 9 Pinera 1-44; 6 Aipia-Barrett 1-18.

INTERCEPTIONS: Kapaa Warriors- 6 Alameda 1-39; 18 Burley 1-6. Waipahu Marauders-22 Niutoa 2-0; 10 Lotu 1-40.

FUMBLES: Kapaa Warriors-TEAM 1-0. Waipahu Marauders-TEAM 1-0; 2 Uiliata 1-0.

Stadium: Masa Yonamine Stadium Attendance: 0

Kickoff time: 7:08 pm End of Game: 9:51 pm Total elapsed time: 2:43 pm

Officials: Referee: Brandis Mirafuentes; Umpire: Joe Wilson; Linesman: Rhys Amimoto; Line judge: Kelvin Moniz; Back judge: Jim Campbell; Field judge: Jonathan Thorpe; Side judge: Reggie Cabral;

Temperature: 75 deg. Wind: NNE 9 mph Weather: Fair, Humidity 59%

Quarterfinal – Friday, Nov. 11, 2022 – Lahainaluna High School

Aiea 30, #3 Lahainaluna 10

	1	2	3	4	Total
Aiea	13	7	7	3	30
Lahainaluna	0	0	10	0	10

Scoring Summary

AIEA - Kaimana Lale-Saole, 8 yard run. (*kick failed*)

AIEA - K. Lale-Saole, 1 yard run. (*Bryson Boyea Quiton kick*)

AIEA - Jayden Chanel, 24 yard pass from Ezekiel Olie. (*B. Boyea Quiton kick*)

LAH - Owen Garcia-Olea, 30 yard field goal.

LAH - Lincoln Tihada, 2 yard run. (*O. Garcia Olea kick*)

AIEA - Rico Figueroa, 2 yard pass from E. Olie. (*B. Boyea Quiton kick*)

AIEA - B. Boyea Quiton, 36 yard field goal.

PASSING - Aiea: Ezekiel Olie 27-37-1-247. Lahainaluna: Lyrik Kahula 7-14-1-137, Aukai Hokoana 0-1-0-0.

RUSHING - Aiea: Kaimana Lale-Saole 24-147, Kobe Higa 1-9, Titan Figueroa 5-8, Ezekiel Olie 2-0, Noah Spencer 1-0, Rico Figueroa 1-0. Lahainaluna: Thomas Borges 7-25, Avery Baybayan 3-9, Lincoln Tihada 6-9, David Hong 2-7, Ian-Jay Cabanilla 3-4, Lyrik Kahula 3-4, James Lukela-Kobatake 1-0, Kuola Watson 1-(-2).

RECEIVING - Aiea: Jayden Chanel 6-78, Rico Figueroa 7-65, Geronimo Ulgaran 6-44, Jheremie Cacpal 5-41, Kaimana Lale-Saole 2-22, Titan Figueroa 1-(-3). Lahainaluna: Avery Baybayan 2-35, Solomon Castro 1-29, Lincoln Tihada 1-28, Teva Loft 1-23, Ian-Jay Cabanilla 1-17, Kaimiloa Kaina-Allen 1-5.

Semifinal – Saturday, Nov. 19, 2022 – Iolani School

#4 Waipahu 35, #1 Iolani 10

	1	2	3	4	Total
Waipahu (11-1)	7	14	7	7	35
Iolani (9-1)	0	3	7	0	10

Scoring Summary:

1st 2:27 WAIPAHU - 6 Aipia-Barrett 49 pass from 2 Uiliata (41 Transfiguracion kick)
 2nd 10:05 IOLANI - 18 Chang 23 yd field goal
 03:29 WAIPAHU - 2 Uiliata 3 run (41 Transfiguracion kick)
 00:46 WAIPAHU - 9 Pinera 25 pass from 2 Uiliata (41 Transfiguracion kick)
 3rd 07:03 WAIPAHU - 2 Uiliata 2 run (41 Transfiguracion kick)
 00:50 IOLANI - 1 Kawaakoa 46 run (18 Chang kick)
 4th 08:07 WAIPAHU - 34 Talaeai 16 run (41 Transfiguracion kick)

	WAIPAHU	IOLANI
FIRST DOWNS	26	14
RUSHES-YARDS (NET)	52-336	18-53
PASSING YDS (NET)	169	189
Passes Att-Comp-Int.....	23-10-0	32-18-2
TOTAL OFFENSE PLAYS-YARDS	75-505	50-242
Fumble Returns-Yards.....	0-0	0-0
Punt Returns-Yards.....	1-0	1-2
Kickoff Returns-Yards.....	3-40	4-50
Interception Returns-Yards....	2-57	0-0
Punts (Number-Avg).....	3-42.3	4-39.2
Fumbles-Lost.....	1-0	0-0
Penalties-Yards.....	12-100	2-20
Possession Time.....	28:56	19:04
Third-Down Conversions.....	8 of 14	2 of 9
Fourth-Down Conversions.....	1 of 3	0 of 1
Red-Zone Scores-Chances.....	4-6	1-3
Sacks By: Number-Yards.....	2-9	0-0

RUSHING: Waipahu Marauders- 2 Uiliata 22-199; 34 Talaeai 17-110; 40 Togafau 6-14; 3 Rodillas-Vesido 3-12; 6 Aipia-Barrett 3-2; TEAM 1-minus 1. 'Iolani Raiders- 1 Kawaakoa 13-58; 32 Vierra 2-0; 8 Hoomanawanui 3-minus 5.

PASSING: Waipahu Marauders- 2 Uiliata 10-22-0-169; 13 Mendoza 0-1-0-0. 'Iolani Raiders- 8 Hoomanawanui 15-25-1-151; 10 Villanueva 3-7-1-38.

RECEIVING: Waipahu Marauders- 6 Aipia-Barrett 5-101; 9 Pinera 2-40; 3 Rodillas-Vesido 2-21; 34 Talaeai 1-7. 'Iolani Raiders- 1 Kawaakoa 7-87; 85 Taliauli 5-54; 19 Martinez 4-15; 27 Hayashi 2-33.

INTERCEPTIONS: Waipahu Marauders-42 Fualema 1-36; 2 Uiliata 1-21. 'Iolani Raiders-None.

FUMBLES: Waipahu Marauders-34 Talaeai 1-0. 'Iolani Raiders-None.

Stadium: Eddie Hamada Track & Field Stadium Attendance: 0
 Kickoff time: 2:00 pm End of Game: 4:20 pm Total elapsed time: 2:20
 Officials: Referee: Danny Bayne; Umpire: Richard Deneau; Linesman: Wade Miranda; Line judge: Fritz Afu; Back judge: Daniel Bui; Field judge: Jim Campbell; Side judge: Chris Fagin;
 Temperature: 82 deg. Wind: NE 17 mph Weather: Sunny Humidity 62%

Semifinal – Friday, Nov. 19, 2022 – Konawaena High School

#2 Konawaena 27, Aiea 24

	1	2	3	4	Total
Aiea (9-4)	10	7	7	0	24
Konawaena (10-1)	7	10	0	10	27

Scoring Summary

1st 10:22 AIEA - 9 Ulgaran 16 yd pass from 11 Olie (2 Boyea Quiton kick)
 02:12 AIEA - 2 Boyea Quiton 37 yd field goal
 00:27 KONA - 8 Kaiawe 40 yd run (60 Ige kick)
 2nd 04:29 AIEA - 53 Nahoopii-Mak 6 yd run (2 Boyea Quiton kick)
 03:02 KONA - 7 Anahu-Ambros 45 yd pass from 10 Alani (60 Ige kick)
 00:31 KONA - 60 Ige 33 yd field goal
 3rd 11:13 AIEA - 43 Saau 11 yd run (2 Boyea Quiton kick)
 4th 05:30 KONA - 7 Anahu-Ambros 7 yd pass from 10 Alani (60 Ige kick)
 00:00 KONA - 60 Ige 20 yd field goal

	AIEA	KONA
FIRST DOWNS	15	22
RUSHES-YARDS (NET)	33-139	43-160
PASSING YDS (NET)	146	219
Passes Att-Comp-Int.....	31-19-3	38-21-2
TOTAL OFFENSE PLAYS-YARDS	64-285	81-379
Fumble Returns-Yards.....	0-0	0-0
Punt Returns-Yards.....	2-18	0-0
Kickoff Returns-Yards.....	5-75	4-32
Interception Returns-Yards....	2-23	3-25
Punts (Number-Avg).....	3-30.7	3-25.7
Fumbles-Lost.....	3-2	0-0
Penalties-Yards.....	16-157	8-60
Possession Time.....	23:55	24:01
Third-Down Conversions.....	6 of 12	5 of 16
Fourth-Down Conversions.....	0 of 1	3 of 7
Red-Zone Scores-Chances.....	3-3	3-5
Sacks By: Number-Yards.....	4-17	1-8

RUSHING: Aiea Na Alii- 1 Lale-Saole 24-129; 43 Saau 1-11; 53 Nahoopii-Mak 1-6; 22 Letua 2-3; 23 Chanel 1-minus 1; TEAM 1-minus 4; 11 Olie 3-minus 5. Konawaena Wildcats- 8 Kaiawe 26-123; 7 Anahu-Ambros 4-31; 10 Alani 11-5; 9 Blanco 1-1; 43 Villanueva 1-0.

PASSING: Aiea Na Alii-11 Olie 19-31-3-146. Konawaena Wildcats-10 Alani 21-38-2-219.

RECEIVING: Aiea Na Alii- 9 Ulgaran 7-45; 23 Chanel 4-40; 19 Figueroa 4-26; 1 Lale-Saole 2-5; 8 KimChoyKebAh 1-24; 4 Spencer 1-6. Konawaena Wildcats- 7 Anahu-Ambros 12-149; 6 Ah Mook Sang 3-20; 4 Daquel-Shima 2-25; 21 Ogata 2-15; 18 Satta Ellis 2-10.

INTERCEPTIONS: Aiea Na Alii-31 Mahuka 1-23; 20 Stephens 1-0. Konawaena Wildcats-15 Takaki 1-25; 9 Blanco 1-0; 18 Satta Ellis 1-0.

FUMBLES: Aiea Na Alii- 1 Lale-Saole 2-1; 11 Olie 1-1. Konawaena Wildcats-None.

Stadium: Julian R Yates Field Attendance: 0

Kickoff time: 7:08 pm End of Game: 9:47 pm Total elapsed time: 2:39

Officials: Referee: Rhys Amimoto; Umpire: Chris Troutman; Linesman: Randy Morris; Line judge: Blaise Naehu; Back judge: Robert Victor; Field judge: Bo Waite; Side judge: Kyle Galdeira; Temperature: 72 deg. Wind: NNW 4 mph Weather: Mostly clear

Championship – Saturday, Nov. 26, 2022 – Mililani High School. Attendance: 2,959

#2 Konawaena 38, #4 Waipahu 28

	1	2	3	4	Total
Konawaena (11-1)	14	14	7	3	38
Waipahu (11-2)	7	14	7	0	28

Scoring Summary:

1st 08:13 WAIPAHU - 34 Talaeai 6 yd run (41 Transfiguracion kick)
 03:56 KONA - 7 Anahu-Ambrosio, Z 1 yd run (60 Ige kick)
 00:16 KONA - 7 Anahu-Ambrosio, Z 21 yd pass from 10 Alani, Keoki (60 Ige kick)
 2nd 08:59 KONA - 1 Flanary 81 blocked FG return (60 Ige kick)
 03:15 KONA - 7 Anahu-Ambrosio, Z 23 yd pass from 10 Alani, Keoki (60 Ige kick)
 01:32 WAIPAHU - 2 Uiliata 11 yd run (41 Transfiguracion kick)
 00:52 WAIPAHU - 23 Marienthal 28 pass from 2 Uiliata (41 Transfiguracion kick)
 3rd 04:47 KONA - 8 Kaiawe 1 yd run (60 Ige kick)
 01:49 WAIPAHU - 3 Rodillas-Vesido 8 yd pass from 2 Uiliata (41 Transfiguracion kick)
 4th 01:52 KONA - 60 Ige 36 yd field goal

	KONA	WAIPAHU
FIRST DOWNS	21	20
RUSHES-YARDS (NET)	35-29	38-113
PASSING YDS (NET)	256	247
Passes Att-Comp-Int.....	36-27-1	35-17-1
TOTAL OFFENSE PLAYS-YARDS	71-285	73-360
Fumble Returns-Yards.....	0-0	0-0
Punt Returns-Yards.....	1-4	2-27
Kickoff Returns-Yards.....	4-58	6-105
Interception Returns-Yards....	1-12	1-0
Punts (Number-Avg).....	5-39.0	7-35.6
Fumbles-Lost.....	1-1	0-0
Penalties-Yards.....	10-101	13-134
Possession Time.....	23:04	24:56
Third-Down Conversions.....	7 of 15	6 of 17
Fourth-Down Conversions.....	0 of 1	2 of 3
Red-Zone Scores-Chances.....	3-4	3-4
Sacks By: Number-Yards.....	7-53	3-33

RUSHING: Konawaena Wildcats- 8 Kaiawe 26-49; 7 Anahu-Ambrosio, Z 1-1; TEAM 1-minus 1; 10 Alani, Keoki 7-minus 20. Waipahu Marauders-34 Talaeai 14-102; 40 Togafau 4-17; 6 Aipia-Barrett 2-1; 2 Uiliata 18-minus 7.

PASSING: Konawaena Wildcats-10 Alani, Keoki 27-36-1-256. Waipahu Marauders- 2 Uiliata 13-29-0-222; 13 Mendoza 3-5-1-16; 6 Aipia-Barrett 1-1-0-9.

RECEIVING: Konawaena Wildcats- 4 Daquel-Shimabukur 8-79; 21 Ogata 6-38; 7 Anahu-Ambrosio, Z 5-71; 15 Takaki 4-25; 18 Satta Ellis 2-23; 6 Ah Mook Sang 1-11; 20 Clement 1-9. Waipahu Marauders- 3 Rodillas-Vesido 7-101; 9 Pinera 4-36; 34 Talaeai 3-68; 23 Marienthal 1-28; 2 Uiliata 1-9; 6 Aipia-Barrett 1-5.

INTERCEPTIONS: Konawaena Wildcats-18 Satta Ellis 1-12. Waipahu Marauders-10 Lotu 1-0.

FUMBLES: Konawaena Wildcats-10 Alani, Keoki 1-1. Waipahu Marauders-None.

Stadium: J. Kauinana Stadium Attendance: 2,959
 Kickoff time: 7:26 pm End of Game: 10:26 pm Total elapsed time: 3:00
 Officials: Referee: Todd Lynch; Umpire: Sean Camarillo; Linesman: Brian Kornegay;
 Line judge: P. Valenciano; Back judge: Jonathan Thrope; Field judge: Ray Pasion;
 Side judge: Steve Machado; Replay officials: Mitchell Remba, Van Peterson
 Temperature: 69 deg. Wind: NNW 5mph Weather: Cloudy Humidity 64%

2023 Division 1

Quarterfinal – Saturday, Nov. 11, 2022 – Lahainaluna
#5 Kapaa 29, #4 Lahainaluna 28

	1	2	3	4	Total
Kapaa (9-0)	7	7	0	15	29
Lahainaluna (5-0)	0	14	0	14	28



Scoring Summary:

KAPA - Kapono Na-O, 42 yard run. (*Kamalei Gonsalves kick*)

LAH - Kaulana Tihada, 1 yard run. (*Joseph Arcangel kick*)

LAH - Kuola Watson, 15 yard run. (*Joseph Arcangel kick*)

KAPA - Kapono Na-O, 1 yard run. (*Kamalei Gonsalves kick*)

LAH - Kuola Watson, 7 yard run. (*Joseph Arcangel kick*)

KAPA - Kapono Na-O, 3 yard run. (*Kamalei Gonsalves kick*)

LAH - Kaulana Tihada, 19 yard run. (*Joseph Arcangel kick*)

KAPA - Evan Daligdig, 48 yard pass from Kapono Na-O. (*Kapono Na-O run*)

PASSING - Kapaa: Kapono Na-O 3-5-0-95. Lahainaluna: Lyrik Kahula 3-6-0-22, Team 0-1-0-0.

RUSHING - Kapaa: Kapono Na-O 24-159, Waikahekili Makepa 18-99, Kamalei Dasalia-Mundon 3-7, Kamalei Gonsalves 1-1, Team 1-(-21). Lahainaluna: Kaulana Tihada 22-124, Kuola Watson 9-96, James Lukela-Kobatake 6-49, Lyrik Kahula 4-31, Enoka Balinbin 2-15, Ikaika Cabrera 1-13, Michael Rayray 2-8, Hoken Hironaka 1-3, Thomas Borges 3-(-5).

RECEIVING - Kapaa: Evan Daligdig 2-65, Kamalei Gonsalves 1-30. Lahainaluna: Kaimiloa Kaina-Allen 1-8, Kaulana Tihada 1-8, Ikaika Cabrera 1-6.

Quarterfinal – Saturday, Nov. 11, 2022 – Kaiser HS Stadium

Farrington 48, #3 Damien 26

	1	2	3	4	Total
Farrington (7-3)	6	16	19	7	48
Damien (8-4)	14	0	0	12	26

Scoring Summary:

1st 10:35 DAMIEN - 10 Savea 12 yd pass from 11 Tuifua (12 Kawakami kick)
05:41 FAR - 23 Rodriguez 98 interception return (15 Talamoa kick failed)
01:57 DAMIEN - 10 Savea 27 yd pass from 11 Tuifua (12 Kawakami kick)
2nd 09:05 FAR - 99 Richmond 14 yd fumble recovery (7 Mikaele rush)
01:17 FAR - 6 Smith 28 yd pass from 8 Moreno (7 Mikaele rush)
3rd 11:48 FAR - 15 Talamoa 82 yd kickoff return (15 Talamoa kick blockd)
06:30 FAR - 21 Kuaana-Laono 14 yd run (17 Bergantinos rush failed)
00:44 FAR - 15 Talamoa 33 yd pass from 8 Moreno (15 Talamoa kick)
4th 08:48 DAMIEN - 25 Alaimalo 28 yd pass from 11 Tuifua (11 Tuifua pass intcpt)
08:27 FAR - 15 Talamoa 53 yd run (15 Talamoa kick)
04:42 DAMIEN - 10 Savea 12 yd pass from 11 Tuifua (11 Tuifua pass failed)

	FARRINGTON	DAMIEN
FIRST DOWNS.....	21	16
RUSHES-YARDS (NET).....	44-341	25-23
PASSING YDS (NET).....	87	262
Passes Att-Comp-Int.....	14-5-1	42-21-4
TOTAL OFFENSE PLAYS-YARDS.....	58-428	67-285
Fumble Returns-Yards.....	1-14	0-0
Punt Returns-Yards.....	0-0	0-0
Kickoff Returns-Yards.....	4-152	7-26
Interception Returns-Yards....	4-118	1-0
Punts (Number-Avg).....	0-0.0	2-12.0
Fumbles-Lost.....	4-4	1-1
Penalties-Yards.....	13-104	0-0
Possession Time.....	27:43	20:17
Third-Down Conversions.....	7 of 10	7 of 15
Fourth-Down Conversions.....	0 of 1	2 of 5
Red-Zone Scores-Chances.....	1-4	2-3
Sacks By: Number-Yards.....	5-27	0-0

RUSHING: Farrington Governors- 7 Mikaele 29-205; 15 Talamoa 1-53; 21 Kuaana-Laono 7-52; 8 Moreno 3-42; TEAM 1-minus 2; 26 Liufau 1-minus 4; 4 Spencer 2-minus 5. Damien Monarchs-25 Alaimalo 14-39; 11 Tuifua 9-minus 4; 10 Savea 1-minus 6; TEAM 1-minus 6.

PASSING: Farrington Governors- 8 Moreno 5-14-1-87. Damien Monarchs-11 Tuifua 21-42-4-262.

RECEIVING: Farrington Governors- 6 Smith 3-37; 15 Talamoa 2-50. Damien Monarchs- 9 Chinen-Zablan 9-96; 10 Savea 8-121; 25 Alaimalo 3-38; 0 Sera 1-7.

INTERCEPTIONS: Farrington Governors-23 Rodriguez 2-113; 22 Lilly 2-5. Damien Monarchs-26 Maiava 1-0.

FUMBLES: Farrington Governors- 7 Mikaele 2-2; 4 Spencer 1-1; 8 Moreno 1-1. Damien Monarchs-11 Tuifua 1-1.

Stadium: Kaiser Stadium Attendance: 0
Kickoff time: 7:08 pm End of Game: 10:00 pm Total elapsed time: 2:52
Officials: Referee: Robert Victor; Umpire: Keone David; Linesman: Bo O'Connell;
Line judge: Kyle Galdeira; Back judge: Ray Pasion; Field judge: Chris Fagin;
Side judge: Pete Arceo;
Temperature: 77 deg. Wind: ENE 18 mph Weather: Fair, Humidity 72%

Semifinal – Saturday, Nov. 18, 2023 – Konawaena High School

#1 Konawaena 37, #5 Kapaa 19

	1	2	3	4	Total
Kapaa (9-1)	7	6	0	6	19
Konawaena (11-1)	14	14	0	9	37

Scoring Summary:

KONA - Keawe Navas Loa, 21 yard run. (*Nakoa Ige kick*)

KONA - Austin Takaki, 7 yard pass from Keoki Alani. (*Nakoa Ige kick*)

KAPA - Evan Daligdig, 48 yard pass from Kapono Na-O. (*Kamalei Gonsalves kick*)

KAPA - Kapono Na-O, 1 yard run. (*run failed*)

KONA - Keawe Navas Loa, 3 yard run. (*Nakoa Ige kick*)

KONA - Abraham Ogata, 23 yard pass from Keoki Alani. (*Nakoa Ige kick*)

KONA - Nakoa Ige, 18 yard field goal.

KONA - Keawe Navas Loa, 21 yard run. (*kick failed*)

KAPA - Waikahekili Makepa, 6 yard run. (*run failed*)

PASSING - Kapaa: Kapono Na-O 7-14-2-111, Evan Daligdig 0-1-0-0. Konawaena: Keoki Alani 16-25-0-234.

RUSHING - Kapaa: Kapono Na-O 28-152, Waikahekili Makepa 23-92, Kamalei Gonsalves 2-16, Kamalei Dasalia-Mundon 2-2, Eli Keoho 1-(-8), Team 1-(-17). Konawaena: Keawe Navas Loa 10-67, Keau Higashi 7-47, Akea Cariaga 5-19, Keoki Alani 4-17, Armenio Blanco 1-(-3), Zed Anahu-Ambrosio 2-(-7).

RECEIVING - Kapaa: Evan Daligdig 1-48, Kamalei Dasalia-Mundon 4-40, Kamalei Gonsalves 1-21, Kaimana Chong 1-2. Konawaena: Zed Anahu-Ambrosio 6-86, Austin Takaki 7-77, Abraham Ogata 3-71.

**Semifinal – Saturday, Nov. 18, 2023 – Masa Yonamine Athletics Complex, Waipahu HS
#2 Waipahu 21, Farrington 20**

	1	2	3	4		Total
Farrington (7-4)	6	0	8	6		20
Waipahu (7-4)	13	0	8	0		21

Scoring Summary:

1st 07:28 FAR - 7 Mikaele 32 yd run (15 Talamoa kick blocked)
 06:35 WAIPAHU - 21 Failauga 1 yd run (35 Baptista kick blocked)
 03:21 WAIPAHU - 6 Aipia-Barrett 90 yd pass from 13 Mendoza (18 Stewart kick)
 3rd 10:06 FAR - 6 Smith 23 yd pass from 4 Spencer (7 Mikaele pass from 4 Spencer)
 00:40 WAIPAHU - 2 Stephens 55 yd pass from 13 Mendoza (3 Rodillas-Vesido pass from 13 Mendoza)
 4th 07:58 FAR - 33 Delosantos 83 yd fumble return (15 Talamoa rush failed)

	FARRINGTON	WAIPAHU
FIRST DOWNS.....	11	18
RUSHES-YARDS (NET).....	29-121	29-106
PASSING YDS (NET).....	93	315
Passes Att-Comp-Int.....	23-9-2	38-23-3
TOTAL OFFENSE PLAYS-YARDS.....	52-214	67-421
Fumble Returns-Yards.....	1-83	0-0
Punt Returns-Yards.....	0-0	1-0
Kickoff Returns-Yards.....	4-98	4-32
Interception Returns-Yards....	3-23	2-16
Punts (Number-Avg).....	4-33.0	2-39.5
Fumbles-Lost.....	1-0	2-1
Penalties-Yards.....	12-79	8-55
Possession Time.....	24:23	23:37
Third-Down Conversions.....	6 of 13	7 of 15
Fourth-Down Conversions.....	0 of 1	0 of 3
Red-Zone Scores-Chances.....	0-0	1-2
Sacks By: Number-Yards.....	0-0	2-6

RUSHING: Farrington Governors- 7 Mikaele 20-109; 8 Moreno 3-30; 21 Kuaana-Laono 1-1; 4 Spencer 3-minus 4; TEAM 1-minus 5; 15 Talamoa 1-minus 10.
 Waipahu Marauders-21 Failauga 21-100; 6 Aipia-Barrett 2-19; 2 Stephens 1-3; 3 Rodillas-Vesido 1-1; 23 Chanel 1-minus 4; TEAM 3-minus 13.

PASSING: Farrington Governors- 4 Spencer 5-14-0-72; 8 Moreno 4-9-2-21.
 Waipahu Marauders-13 Mendoza 23-38-3-315.

RECEIVING: Farrington Governors- 6 Smith 4-35; 15 Talamoa 2-40; 45 Siamani 1-7; 7 Mikaele 1-6; 3 Sabado 1-5. Waipahu Marauders- 2 Stephens 13-144; 6 Aipia-Barrett 4-104; 23 Chanel 4-54; 3 Rodillas-Vesido 2-13.

INTERCEPTIONS: Farrington Governors-22 Lilly 1-23; 33 Delosantos 1-0; 23 Rodriguez 1-0. Waipahu Marauders-40 Mafi 1-17; 45 Lauifi 1-minus 1.

FUMBLES: Farrington Governors-TEAM 1-0. Waipahu Marauders-45 Lauifi 1-0; 2 Stephens 1-1.

Stadium: Masa Yonamine Athletics Complex (Waipahu HS) Attendance: 0
 Kickoff time: 7:10 pm End of Game: 9:55 PM Total elapsed time: 2:45
 Officials: Referee: Doug Hunt; Umpire: Chris Troutman; Linesman: Craig Shaner;
 Line judge: Lionel Montalvo; Back judge: John Oku; Field judge: Kyle Galdeira;
 Side judge: Teddy Biesecker;
 Temperature: 76 deg. Wind: SSE 4 mph Weather: Cloudy Humidity 73%

**Championship – Saturday, Nov. 25, 2023 – John Kauinana Stadium, Mililani HS, Att: 2,024
Waipahu 53, #1 Konawaena 28**

	1	2	3	4		Total
Waipahu (8-4)	7	11	7	28		53
Konawaena (11-2)	7	0	14	7		28

Scoring Summary:

1st 02:11 KONA - 3 Navas-Loa 65 yd fumble return (60 Ige kick)
 01:56 WAIPAHU - 2 Stephens 75 yd kickoff return (18 Stewart kick)
 2nd 08:02 WAIPAHU - 6 Aipia-Barrett 17 pass fr 13 Mendoza (3 Rodillas-Vesido pass fr Aipia-Barret)
 00:00 WAIPAHU - 18 Stewart 19 yd field goal
 3rd 09:39 KONA - 3 Navas-Loa 5 yd run (60 Ige kick)
 04:24 KONA - 3 Navas-Loa 55 yd pass from 10 Alani, Keoki (60 Ige kick)
 00:39 WAIPAHU - 23 Chanel 22 yd pass from 13 Mendoza (18 Stewart kick)
 4th 09:47 WAIPAHU - 2 Stephens 37 pass from 13 Mendoza (Aipia-Barrett pass failed)
 05:49 WAIPAHU - 21 Failauga 7 pass fr 13 Mendoza (4 Iosefa pass fr 6 Aipia-Barret)
 05:37 KONA - 8 Tan 71 yd kickoff return (60 Ige kick), , WAIPAHU 39 - KONA 28
 03:37 WAIPAHU - 21 Failauga 32 yd run (18 Stewart kick)
 03:07 WAIPAHU - 7 Dumaslan 27 yd interception return (18 Stewart kick)

	WAIPAHU	KONAWAENA
FIRST DOWNS.....	32	20
RUSHES-YARDS (NET).....	33-167	31-160
PASSING YDS (NET).....	415	254
Passes Att-Comp-Int.....	61-39-1	39-21-3
TOTAL OFFENSE PLAYS-YARDS.....	94-582	70-414
Fumble Returns-Yards.....	0-0	1-65
Punt Returns-Yards.....	2-7	0-0
Kickoff Returns-Yards.....	5-150	6-146
Interception Returns-Yards....	3-52	1-19
Punts (Number-Avg).....	3-41.3	6-36.0
Fumbles-Lost.....	2-2	4-2
Penalties-Yards.....	3-17	8-37
Possession Time.....	27:04	20:56
Third-Down Conversions.....	11 of 19	5 of 13
Fourth-Down Conversions.....	2 of 4	1 of 2
Red-Zone Scores-Chances.....	3-5	1-3
Sacks By: Number-Yards.....	3-17	0-0

RUSHING: Waipahu-21 Failauga 29-153; 6 Aipia-Barrett 1-12; 2 Stephens 1-3; 51 Nahoopii 1-0; 3 Rodillas-Vesido 1-minus 1. Konawaena-3 Navas-Loa 8-90; 10 Alani, Keoki 10-35; 7 Anahu-Ambrosio 3-29; 16 Higashi 3-25; 5 Cariaga 5-11; TEAM 2-minus 30.

PASSING: Waipahu-13 Mendoza 39-59-0-415; 23 Chanel 0-1-1-0; 6 Aipia-Barrett 0-1-0-0. Konawaena-10 Alani, Keoki 21-39-3-254.

RECEIVING: Waipahu- 2 Stephens 12-117; 6 Aipia-Barrett 9-127; 23 Chanel 8-89; 3 Rodillas-Vesido 7-58; 21 Failauga 3-24. Konawaena- 1 Ogata 6-87; 15 Takaki 6-41; 7 Anahu-Ambrosio 5-34; 3 Navas-Loa 2-74; 8 Tan 1-12; 16 Higashi 1-6.

INTERCEPTIONS: Waipahu - 7 Dumaslan 1-27; 11 Nahoopii 1-25; 2 Stephens 1-0. Konawaena - 7 Anahu-Ambrosio 1-19.

FUMBLES: Waipahu -21 Failauga 1-1; 2 Stephens 1-1. Konawaena-TEAM 2-0; 3 Navas-Loa 1-1; 7 Anahu-Ambrosio 1-1.

SACKS (UA-A): Waipahu - 1 Kelemete 2-0; 47 Wilson 1-0. Konawaena -None.

TACKLES (UA-A): Waipahu - 4 Iosefa 6-4; 10 Lotu 5-3; 45 Lauifi 5-1; 32 Pacheco, Shaw 2-2; 43 Oneill 2-2; 41 Figueroa 3-0; 11 Nahoopii 3-0; 54 Faataape 2-1; 1 Kelemete 2-1; 7 Dumaslan 2-1; 99 Davis 2-1; 2 Stephens 1-2; 23 Chanel 2-0; 6 Aipia-Barrett 2-0; 31 Pacheco, Shaydan 1-0; 74 Casil 1-0; 47 Wilson 1-0; 88 Ganiron 1-0. Konawaena - 8 Tan 9-3; 15 Takaki 8-1; 11 Fautanu-Taetuna,C 7-2; 44 Malapit 6-2; 53 Tamashiro 4-1; 51 Fujihara-Faavesi 3-2; 3 Navas-Loa 3-2; 1 Ogata 4-0; 7 Anahu-Ambrosio 4-0; 22 Wehrsig 3-1; 31 Satta-Ellis 2-2; 60 Ige 3-0; 9 Blanco 3-0; 16 Higashi 1-0.

Stadium: John Kauinana Stadium (Mililani HS) Attendance: 2,024

Kickoff time: 7:50 pm End of Game: 10:48 Total elapsed time: 2:58

Officials: Referee: Cal Evans; Umpire: Chris Troutman; Linesman: Brian Kornegay;

Line judge: Kelvin Moniz; Back judge: Steve Piercy; Field judge: Teddy Biesecker;

Side judge: Pete Arceo; Replay: Mitchell Remba, Van Peterson

Temperature: 73 deg. Wind: NE 3 mph Weather: Fair Humidity 79%

1999 – (8 teams)

Friday, Nov. 19	Friday, Nov. 26	Saturday, Dec. 4
Saint Louis (10-1)		
Game #1 – 8 p.m. 53 Aloha Stadium	Saint Louis (11-1)	
21	56	
Waianae (8-3)		
Waimea (5-0-1)	Game #5 – 5 p.m.	Saint Louis (12-1)
Game #2–7:30 p.m. 20 Vidinha Stadium	Aloha Stadium	19
18	0	
Kailua (8-3)	Waimea (6-0-1)	
		Game #7 – 7:30 p.m.
Kahuku (10-1)		Aloha Stadium
Game #3 – 5 p.m. 47 Aloha Stadium	Kahuku (11-1)	Saint Louis (13-1)
14	27	
Konawaena (10-0)		
Baldwin (10-0)	Game #6 – 8 p.m.	
Game #4–7:30 p.m. 25 War Memorial Stadium	Aloha Stadium	0
19	12	
Farrington (6-4-1)	Baldwin (11-0)	Kahuku (12-1)



Participating teams, head coaches:

OIA (4 teams)	ILH (1 team)	MIL (1 team)	BIIF (1 team)	KIF (1 team)
Kahuku (10-1) Siuaki Livai	St. Louis (10-1) Cal Lee	Baldwin (10-0) Joe Balangitao	Konawaena (10-0) Roy Aukai	Waimea (5-0-1) Jon Kobayashi
Kailua (8-3) Darren Johnson				
Waianae (8-3) Leo Taaca				
Farrington (6-4-1) Harold Tanaka				

St. Louis still the best



Crusaders defeat Kahuku for state football title, 19-0

ADVERTISER STAFF

On a night when St. Louis appeared to be beatable, Kahuku found ways to beat itself.

The Crusaders (15-1) became Hawaii's first official state high school football champions by beating the Red Raiders (12-3), 19-0, last night.

An Aloha Stadium crowd of 10,864 watched the Crusaders, ranked 15th in the

2000 – (8 teams)

Friday, Nov. 17	Friday, Nov. 24	Friday, Dec. 1
Saint Louis (12-0)	Saint Louis (13-0)	Saint Louis (14-0)
Game #1 – 5 p.m. 48 Aloha Stadium 0	63	
Castle (9-3)	Game #5 – 8 p.m. Aloha Stadium 10	
Maui (10-0-1)	Waianae (12-1)	
Game #2 – 7:30 p.m. 0 War Memorial Stadium 21		
Waianae (11-1)		Game #7 – 8 p.m. Aloha Stadium 26
Kahuku (10-2)	Kahuku (11-2)	Kahuku (13-2)
Game #3 – 8 p.m. 43 Aloha Stadium 7	41	
Waimea (8-0)	Game #6 – 5 p.m. Aloha Stadium 26	
Hilo (7-2)	Kaimuki (10-3)	
Game #4 – 7:30 p.m. 0 Wong Stadium 20		
Kaimuki (9-3)		



Participating teams, head coaches:

OIA (4 teams)	ILH (1 team)	MIL (1 team)	BIIF (1 team)	KIF (1 team)
Kahuku (10-2) Siuaki Livai	St. Louis (12-0) Cal Lee	Maui (10-0-1) Curtis Lee	Hilo (9-2) Albert Kawelu	Waimea (8-0) Jon Kobayashi
Waianae (11-1) Danny Matsumoto				
Kaimuki (9-3) Ron Oyama				
Castle (9-3) Nelson Maeda				

Kahuku stuns St. Louis



EUGENE TANNER • The Honolulu Advertiser
Kahuku coach Siuaki Livai gets drenched by Kahuku players after the Red Raiders pulled the upset of the ages by beating powerhouse St. Louis, 26-20.

Red Raiders claim state football title, 26-20

By Stacy Kaneshiro
ADVERTISER STAFF WRITER

After all those years of frustration, the Kahuku Red Raiders can finally say they are No. 1 in football.

Running backs Marcus Salanoa and Mulivai Pula rushed for two touchdowns each as Kahuku stunned nationally ranked St. Louis 26-20 to capture the Chevron State Football Championships title last night before 14,267 at Aloha Stadium.

"I can't believe it," Kahuku linebacker Douglas Hiu said. "This is for all those years we



LIVAI: "This is for the OIA."

Raiders. Some of those losses were in the most frustrating fashion. But not last night when the breaks — like three fumbles

couldn't do it. It's our turn. I love it."

In five previous O'ahu Prep Bowl meetings and last year's inaugural state championship, the Crusaders (14-1) beat the Red Raiders.

by Kahuku that it recovered for crucial, positive yardage — went the Red Raiders' way.

"Finally, we got our own fumbles," Kahuku safety Aaron Francisco said.

Kahuku coach Siuaki Livai, in tears, deferred credit to his league, the O'ahu Interscholastic Association, which hasn't won the final football game of the year since 1984, when Leilehua beat St. Louis in the Prep Bowl, 10-0.

"This is for the OIA," he said. "All the OIA teams out

See KAHUKU, D4

2001 – (8 teams)

Friday, Nov. 16	Friday, Nov. 23	Friday, Nov. 30
Kahuku (11-0)		
Game #1 – 5 p.m. 57 Aloha Stadium	Kahuku (12-0)	
14	21	
Lahainaluna (8-2)		
Waimea (7-1)	Game #5 – 5 p.m. Aloha Stadium	Kahuku (13-0)
Game #2–7:30 p.m. 41 Vidinha Stadium	7	21
20	Waimea (8-1)	
Castle (8-3)		
Saint Louis (8-0-1)		Game #7 – 7:30 p.m. Aloha Stadium
Game #3–7:30 p.m. 54 Aloha Stadium	Saint Louis (9-0-1)	Kahuku (14-0)
7	49	
'Aiea (10-1)		
Waiakea (8-2)	Game #6 – 7:30 p.m. Aloha Stadium	Saint Louis (10-0-1)
Game #4–7:30 p.m. 8 Wong Stadium	7	14
53	Kailua (10-2)	
Kailua (9-2)		



Participating teams, head coaches:

OIA (4 teams)	ILH (1 team)	MIL (1 team)	BIIF (1 team)	KIF (1 team)
Kahuku (11-0) Siuaki Livai	St. Louis (8-0-1) Cal Lee	Lahainaluna (8-2) Robert Watson	Waiakea (8-2) Ed Rocha	Waimea (8-1) Jon Kobayashi
Kailua (9-2) Darren Johnson				
Castle (8-3) Nelson Maeda				
Aiea (10-1) Wendell Say				

Kahuku edges St. Louis

The Red Raiders win the state title for the second straight year, in what may have been Cal Lee's final game

By Jason Kawanishi
www.staradvertiser.com

Kahuku retained the state high school football title with a 21-14 victory over St. Louis last night at Aloha Stadium.

The Red Raiders successfully defended the championship year, man, but this is still sweet," Kahuku defensive end Jonathan Mays said. "The state title is big, not respecting us. We proved everybody wrong again."

Kahuku's rushing game proved the difference, as running back Malvui Pua ran for 100 yards and three touchdowns.

The champs made the plays

big this game, there was no way they were going to punt that ball and chance another disaster. You had to know it. There's no question about it.

"I knew the ball was coming to me," he said. He held his shoulder and winced.

But he had that one last play in his. The snap came to him,

2002 – (8 teams)

Friday, Nov. 22	Friday, Nov. 29	Friday, Dec. 6
Saint Louis (8-2)	Saint Louis (9-2)	Saint Louis (10-2)
Game #2 – 8 p.m. 41 Aloha Stadium	51	34
Farrington (6-6)	Game #5 – 5 p.m. Aloha Stadium	0
Waimea (7-1)	Waimea (8-1)	15
Game #3 – 7:30 p.m. 24 Vidinha Stadium	21	15
Kailua (9-2)	Castle (9-4)	Castle (10-4)
Castle (8-4)	Castle (9-4)	15
Game #1 – 5:00 p.m. 35 Aloha Stadium	27	15
Hawai'i Prep (8-3)	(3OT) Game #6 – 7:30 p.m. Aloha Stadium	21
McKinley (8-4)	McKinley (9-4)	21
Game #4 – 7:30 p.m. 28 War Memorial Stadium	14	21
Baldwin (8-1)		21
		Saint Louis (11-2)



Participating teams, head coaches:

OIA (4 teams)	ILH (1 team)	MIL (1 team)	BIIF (1 team)	KIF (1 team)
Castle (8-4) Nelson Maeda	Saint Louis (8-2) Delbert Tengan	Baldwin (8-1) Chad Kauhaahaa	Hawai'i Prep (8-3) Tom Goodspeed	Waimea (7-1) Jon Kobayashi
Kailua (9-2) Darren Johnson				
McKinley (8-4) David Tanuvasa				
Farrington (6-6) Randall Okimoto				

St. Louis' march back to No. 1 is complete



Crusaders down Castle, 34-15, for state football title

By Stacy Kaneshiro
ADVERTISER STAFF WRITER

There may be one state championship and 14 O'ahu Prep Bowl banners hanging in McCabe Gym at St. Louis School, but the most rewarding might be the one that goes up later this year.

St. Louis School, the most successful program in the past two decades, took two years of frustration out on

2003 – Division I (8 teams)

Friday, Nov. 21	Friday, Nov. 28	Friday, Dec. 5
Kahuku (11-0)		
Game #1 – 5 p.m. 41 Aloha Stadium 3	Kahuku (12-0) 35	
Kauai (5-3)	Game #5 – 5 p.m. Aloha Stadium 7	Kahuku (13-0) 27
Hilo (8-2)	Farrington (7-4-1)	
Game #2–7:30 p.m. 0 Kea’au Stadium 27		
Farrington (6-4-1)		Game #7 – 8 p.m. Aloha Stadium 26
Baldwin (9-1)	Baldwin (10-1) 6	Kahuku (14-0)
Game #1–7:30 p.m. 20 War Memorial Stadium 13	Game #6 – 8 p.m. Aloha Stadium 48	
Kailua (8-2-1)	Saint Louis (8-1)	
Saint Louis (7-1)		Saint Louis (9-1)
Game #4 – 8 p.m. 47 Aloha Stadium 12		
Mililani (9-2)		



Participating teams, head coaches:

OIA (4 teams)	ILH (1 team)	MIL (1 team)	BIIF (1 team)	KIF (1 team)
Kahuku (11-0) Siuaki Livai	Saint Louis (7-1) Darnell Arceneaux	Baldwin (9-1) Chad Kauhaahaa	Hilo (8-2) Albert Kawelu	Kauai (5-3) Keli'i Morgado
Kailua (8-2-1) Darren Johnson				
Mililani (9-2) James Millwood				
Farrington (6-4-1) Randall Okimoto				

Red Raiders return

Kahuku rallies to beat Saint Louis for the state title in an unbelievable finish

By Nick Abramo
nabramo@starbulletin.com

Kahuku completed a fantastic comeback to beat Saint Louis 27-26 last night and win the First Hawaiian Bank State Division I Football Championship.

The Red Raiders (14-0) trailed 23-7 in the third quarter, but fought like mad for three scores to steal it away. Trailing 26-21 with time running out, Toriano

TD run catapulted Kahuku to its third championship in four years in front of 15,061 at Aloha Stadium. The Red Raiders also won in 2000 and '01 before Saint Louis took the title a year ago.

The Crusaders (9-2) looked like they were about to seal the victory after stopping Kahuku on four downs on the Saint Louis 32 with 2:17 left, but they failed to move the ball and needed Tailoats cut to the right

>> Aloha beats Damien 9-7 for inaugural Division II title. B4

by Stephen Lei at the 3 with 23 seconds left. The Kahuku side of the stadium erupted when Magalogo scored his second TD of the night off left tackle for the one-point margin with 19 seconds to go.

"We knew it wasn't return after

didn't know when. I'm glad we didn't wait until tomorrow.

"These kids sacrificed so much. For Hawaii, what more could you ask for. You just couldn't ask for a better championship game. To win the state championship is something to be proud of and to come from behind to do it is even better."

Still, the wild game wasn't over. B.J. Batts' return on the opening kickoff helped Saint

goal attempt was short. A roughing-the-kicker penalty allowed Santiago to try again, and his 40-yard boot went wide right to end what will be remembered as a classic contest.

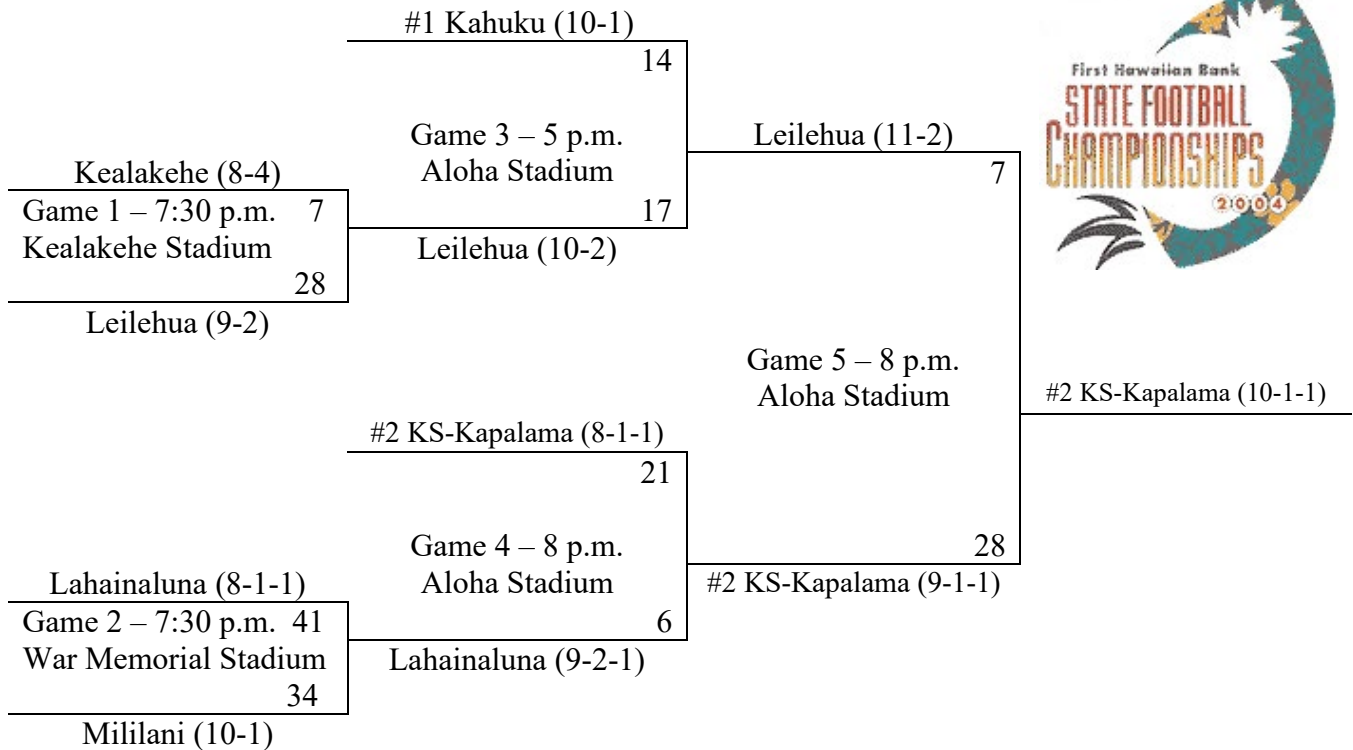
"We had our opportunities," said Saint Louis first-year coach Darnell Arceneaux, who shook his head in disbelief. "The kids fought all the way to the end. I said it earlier, this game could come down to the last play. I

2004 – Division I (6 teams)

Friday, Nov. 19

Friday, Nov. 26

Friday, Dec. 3



Participating teams, head coaches:

OIA (3 teams)	ILH (1 team)	MIL (1 team)	BIIF (1 team)
Kahuku (10-1) Siuaki Livai	KS Kapalama (8-1-1) Kanani Souza	Lahainaluna (8-1-1) Robert Watson	Kealakehe (8-4) Sam Papali'i
Mililani (10-1) James Millwood			
Leilehua (9-2) Nolan Tokuda			

Kamehameha is state's best

Warriors rally to beat Leilehua, 28-7, win first state title

BY STACY KANESHIRO
Advertiser Staff Writer

A big-time defensive effort and a dominating offensive line helped Kamehameha rally from a 7-0 halftime deficit to a 28-7 win last night in the First Hawaiian Bank State Football Division I Championship.

"This is great," said Kamehameha senior running back Jayson Rego, who had 212 yards rushing and the go-ahead score. "I can't describe how I feel right now. It's the




2005 – Division I (6 teams)

Friday-Saturday, Nov.
18-19

Saturday, Nov. 26

Friday, Dec. 2

#4 Kealakehe (9-2) Game 1 – Nov. 18 14 7:30 p.m. Kealakehe 21 Waianae (8-3)	#1 Kahuku (9-1) 43 Game 3 – 4:30 p.m. Aloha Stadium 0	#1 Kahuku (10-1) 28 Game 5 – 8 p.m. Aloha Stadium 21 #3 Punahou (11-2)	
	Waianae (9-3)		
#3 Punahou (9-2) Game 2 – Nov. 19 35 6 p.m. Aloha Stadium 14 Aiea (8-3)	#2 Baldwin (11-0) 7 Game 4 – 7 p.m. Aloha Stadium 30	#3 Punahou (10-2)	

Participating teams, head coaches:

OIA (3 teams)	ILH (1 team)	MIL (1 team)	BIIF (1 team)
Kahuku (9-1) Siuaki Livai	Punahou (9-2) Kale Ane	Baldwin (11-0) Jimmy Morimoto	Kealakehe (9-2) Sam Papali'i
Aiea (8-3) Wendell Say			
Waianae (8-3) Danny Matsumoto			

Kahuku turns back Punahou for Division I championship

Red Raiders rally for 28-21 win, fourth title in six years

BY STACY KANESHIRO
Advertiser Staff Writer

Nothing like second-guessing for Kahuku.

Instead of gambling on fourth-and-17 from the Punahou 47, Kahuku punted. It made the difference as the top-ranked Red Raiders scored the go-ahead points on a safety to rally past No. 2 Punahou, 28-21, last night for the First Hawaiian Bank Division I state football championship.



Te'o

An Aloha Stadium crowd of 24,667 watched the Red Raiders (11-1) come back from a 21-12 deficit early in the fourth quarter to nail down their fourth title in six years.

Running back Malosi Te'o rushed for 262 yards, including a 79-yard TD run that pulled



2006 – Division I (6 teams)

Friday, Nov. 17

Friday, Nov. 24

Friday, Dec. 1

	#1 Saint Louis (10-0)	10		#1 Saint Louis (11-0)	6
	Game 3 – 8 p.m.				
	Aloha Stadium				
#4 Kealakehe (12-0)		7			
Game 1 – 7:30 p.m.					
Waianae HS	Waianae (8-4)				
28					
Waianae (7-4)				Game 5 – 8 p.m.	
				Aloha Stadium	
	#2 Kahuku (9-2)	22			#2 Kahuku (11-2)
	Game 4 – 5 p.m.				
	Aloha Stadium				
#3 Baldwin (9-0-1)		20		#2 Kahuku (10-2)	7
Game 2 – 7:30 p.m.					
War Memorial Stadium	#3 Baldwin (10-0-1)				
17					
Mililani (8-3)					



Participating teams, head coaches:

OIA (3 teams)	ILH (1 team)	MIL (1 team)	BIIF (1 team)
Kahuku (9-2)	Saint Louis (10-0)	Baldwin (9-0-1)	Kealakehe (12-0)
Reggie Torres	Delbert Tengan	Jimmy Morimoto	Cliff Walters
Waianae (7-4)			
Danny Matsumoto			
Mililani (8-3)			
James Millwood			


Kahuku slips by Saint Louis

'7' proves to be the winning number

Rare pass play for Red Raiders was pulled off with perfection

BY WES NAKAMA
Advertiser Staff Writer

For Kahuku High School's much-maligned passing game last night, "7" was the lucky number. Until 23 seconds left in the game, the Red Raiders had completed only one pass (for 6 yards) in just five attempts out of their run-oriented option offense. But down 6-0 with no time-



TD pass and PAT with 23 seconds left lift Red Raiders to state title, 7-6

BY STACY KANESHIRO
Advertiser Staff Writer

The difference, it turned out, was a foot.

Richard Torres' 14-yard touchdown pass to Jordan Kapu with 23 seconds left and Kaika Sasaoka's PAT lifted No. 2 Kahuku past No. 1 Saint Louis, 7-6, last night to give the Red Raiders their second consecutive and fifth overall First Hawaiian Bank Division I state football championship.

An Aloha Stadium crowd of 18,870 — the third largest in the eight-year history of the tournament — shook the 50,000-seat structure with earthquake force.

"I worked on that every day," Sasaoka said of the PAT. "My dad (Ken Sasaoka) helps me every day, teaching me how to kick."


The TD pass was only the second completion of the game for Torres. In fact, he didn't com-

2007 – Division I (6 teams)

Saturday, Nov. 17

Saturday, Nov. 24

Friday, Nov. 30

		#1 Saint Louis (10-0)				
		44		#1 Saint Louis (11-0)		
		Game 3 – 4 p.m.		16		
		Aloha Stadium				
		6				
#4 Kealakehe (10-2)		Waianae (9-3)		Game 5 – 8 p.m.		#2 Leilehua (10-4)
Game 1 – 7 p.m.	17			Aloha Stadium		
Kealakehe HS				20		
	21					
Waianae (8-3)		#2 Leilehua (8-4)				
		41				
		Game 4 – 7 p.m.				
		Aloha Stadium				
		34				
#3 Baldwin (8-1)		#3 Baldwin (9-1)				
Game 2 – 7 p.m.	26					
War Memorial Stadium						
	14					
Farrington (6-3-2)						

Participating teams, head coaches:

OIA (3 teams)	ILH (1 team)	MIL (1 team)	BIIF (1 team)
Leilehua (8-4)	Saint Louis (10-0)	Baldwin (8-1)	Kealakehe (10-2)
Nolan Tokuda	Delbert Tengan	A.J. Roloos	Gary Clark
Waianae (8-3)			
Danny Matsumoto			
Farrington (6-3-2)			
Randall Okimoto			

Man oh Manley!



Leilehua's sophomore quarterback engineers a late drive to upset Saint Louis in the Division I title game

Andrew Manley hit Edieson Dumlao for a 15-yard touchdown with 36 seconds left and Leilehua stunned previously unbeaten Saint Louis 20-16 to capture the Division I First Hawaiian Bank/HI-SAA State Championship last night at Aloha Stadium.

LEILEHUA 20
SAINT LOUIS 16

Saint Louis got the football back one more time, but the Mules' Micah Cruz intercepted Crusaders quarterback Micah Mamiya's desperation pass as the Mules faithful went berserk.


Saint Louis made three first downs to bleed out about 4 minutes of clock after Leilehua

2008 – Division I (6 teams)

Friday, Nov. 21

Friday, Nov. 28

Friday, Dec. 5

#4 Kealakehe (9-2) Game 1 – 7:30 p.m. 13 Roosevelt HS 30 Farrington (8-3)	#1 Punahou (11-1) 35 Game 3 – 7 p.m. Aloha Stadium 28 Farrington (9-3)	#1 Punahou (12-1) 38 Game 5 – 7:30 p.m. Aloha Stadium #1 Punahou (13-1)	
	#2 Kahuku (10-1) 10 Game 4 – 4 p.m. Aloha Stadium 17 (OT) Leilehua (10-2)	Leilehua (11-2) 7	
#3 Baldwin (8-1) Game 2 – 7:30 p.m. 15 War Memorial Stadium 34 Leilehua (9-2)			

Participating teams, head coaches:

OIA (3 teams)	ILH (1 team)	MIL (1 team)	BIIF (1 team)
Kahuku (10-1) Reggie Torres	Punahou (11-1) Kale Ane	Baldwin (8-1) A.J. Roloos	Kealakehe (9-2) Gary Clark
Farrington (8-3) Randall Okimoto			
Leilehua (9-2) Nolan Tokuda			



PUNAHOU 38, LEILEHUA 7 'IOLANI 35, RADFORD 20

Punahou reigns supreme; Raiders repeat in DII

Buffanblu capture first state football title by knocking off Leilehua
 BY STACY KANESHIRO
 Advertiser Staff Writer

The superlatives keep rolling in for Punahou School. The best high school athletics program in the country by Sports Illustrated. The best high school linebacker in the country in Manti Te'o. Soon to be the most powerful man in the world as an alumnus. Now, Punahou can add its first state football crown.

Behind an air-tight defense, top-ranked Punahou buried No. 2 Leilehua, 38-7, last night in the championship of the First Hawaiian Bank State Football Division I tournament at Aloha Stadium. Punahou has won 25 different state tournaments of a possible 31 (including both genders). But now it has the crown jewel in the collection. To come by the 38-

Almadova's 67-yard kickoff return for TD spurs second-half surge
 BY WES NAKAMA
 Advertiser Staff Writer

Breaking open a close game in the second half despite not running an offensive play in the third quarter, 'Iolani repeated as First Hawaiian Bank Division II Football State Champion last night with a 35-20 victory over Radford.

It was the third DII state title in four years for the Raiders, who finished the season at 11-3. "Our coaches did a hell of a job preparing us, getting us in shape," said 'Iolani junior defensive tackle Seal'i Epeneza, who finished with a game-high 10 tackles, including four for a loss. "I give them all the credit."

The Raiders defense needed to be in tip-top condition, considering the Rams (10-4) dominated the time-of-possession, 31 minutes and 44 seconds to 10:16.

2009 – Division I (6 teams)

Friday, Nov. 20

Friday, Nov. 27

Friday, Dec. 4

		#1 Kahuku (11-0)			
		9			
		(OT)			
		Game 3 – 4 p.m.		#1 Kahuku (12-0)	
		Aloha Stadium		21	
#4 Honoka'a (8-3)		6			
Game 1 – 7 p.m.	16				
Kealakehe HS					
	48				
Farrington (9-2)					
		#2 KS-Kapalama (10-1)			
		40			
		Game 4 – 7 p.m.		#2 KS Kapalama (11-1)	
		Aloha Stadium		34	
#3 Baldwin (6-3)		0			
Game 2 – 6 p.m.	12				
War Memorial Stad.					
	48				
Leilehua (8-3)					
				KS Kapalama (12-1)	
				Game 5 – 7:30 p.m.	
				Aloha Stadium	



Participating teams, head coaches:

OIA (3 teams)	ILH (1 team)	MIL (1 team)	BIIF (1 team)
Kahuku (11-0) Reggie Torres	KS Kapalama (10-1) David Stant	Baldwin (6-3) A.J. Roloos	Honokaa (8-3) Fred Lau
Leilehua (8-3) Nolan Tokuda			
Farrington (9-2) Randall Okimoto			

KAMEHAMEHA 34, KAHUKU 21

'IOLANI 24, KAUA'I 17

Kamehameha, 'Iolani capture state titles

Warriors topple Kahuku, 34-21, for first title since 2004

BY STACY KANESHIRO
Advertiser Staff Writer

In a game billed for the defenses, No. 2 Kamehameha knocked off No. 1 Kahuku, 34-21, last night to capture the First Hawaiian Bank/Hawai'i High School Athletic Association Division I Football Championship.

An Aloha Stadium crowd of 21,661 saw the highest scoring title game, beating out Kahuku's 27-26 win against Saint Louis in 2003.

"Everybody knew it was going to be a defensive battle, but when (the media) says it, it becomes a battle like this," Kamehameha third-year coach David Stant said.

T.C. Campbell passed for 183 yards and three touchdowns and Ryan Ho rushed for 121 yards and two TDs to give the Warriors (12-1) their first title since 2004.


The Red Raiders (12-1), who could not cross mid-field, much less make a first down in the first half...

2010 – Division I (6 teams)

Friday, Nov. 12

Friday, Nov. 19

Friday, Nov. 26

		#1 Mililani (10-1)				
		41				
		Game 3 – 4 p.m. Aloha Stadium		Waianae (7-6)		
		48		13		
		Waianae (6-6)		Game 5 – 7 p.m. Aloha Stadium		
#4 Kealakehe (10-1)						#2 Saint Louis (11-1)
Game 1 – 7 p.m. 16						
Waianae HS 34						
Waianae (5-6)						
		#2 Saint Louis (9-1)				#2 Saint Louis (10-1)
		42				
		Game 4 – 7 p.m. Aloha Stadium		36		
		28				
		Leilehua (9-2)				
#3 Baldwin (9-1)						
Game 2 – 6 p.m. 26						
War Memorial Stadium 35						
Leilehua (8-2)						

Participating teams, head coaches:

OIA (3 teams)	ILH (1 team)	MIL (1 team)	BIIF (1 team)
Mililani (10-1) Rod York	Saint Louis (9-1) Darnell Arceneaux	Baldwin (9-1) A.J. Roloos	Kealakehe (10-1) Gary Clark
Leilehua (8-2) Nolan Tokuda			
Waianae (5-6) Danny Matsumoto			



2011 – Division I (6 teams)

Friday, Nov. 11

Friday, Nov. 18

Friday, Nov. 25

		#1 Kahuku (10-1)	13
		(OT)	
		Game 3 – 7 p.m. Aloha Stadium	
#4 Kealakehe (10-1)			10
Game 1 – 7 p.m.	24		
Kealakehe HS	35		
		Leilehua (10-1-1)	
		#2 Punahou (10-2)	35
		Game 4 – 4 p.m. Aloha Stadium	
#3 Baldwin (8-1)			0
Game 2 – 6 p.m.	28		
War Memorial Stadium	24		
		#3 Baldwin (9-1)	
		Farrington (10-1)	

#1 Kahuku (11-1)

30

Game 5 – 7 p.m.
Aloha Stadium

#1 Kahuku (12-1)

#2 Punahou (11-2)

24



Participating teams, head coaches:

OIA (3 teams)	ILH (1 team)	MIL (1 team)	BIIF (1 team)
Kahuku (10-1) Reggie Torres	Punahou (10-2) Kale Ane	Baldwin (8-1) A.J. Roloos	Kealakehe (10-1) Sam Kekuakalani
Farrington (10-1) Randall Okimoto			
Leilehua (9-1-1) Nolan Tokuda			

RAIDER NATION

DIVISION I KAHUKU HANGS ON DIVISION II 'IOLANI ROLLS ON




2012 – Division I (6 teams)

Friday, Nov. 9

Friday, Nov. 16

Friday, Nov. 23

		#1 Kahuku (10-0)				
		47		#1 Kahuku (11-0)		
		Game 3 – 7:30 p.m.		42		
		Aloha Stadium				
		Farrington (10-2)		Game 5 – 7 p.m.		
#4 Kealakehe (10-1)				Aloha Stadium		#1 Kahuku (12-0)
Game 1 – 7 p.m.	25					
Kealakehe HS	34					
Farrington (9-2)						
		#2 Punahou (7-2)				
		49		#2 Punahou (8-2)		
		Game 4 – 4:30 p.m.		20		
		Aloha Stadium				
		Mililani (10-2)				
#3 Baldwin (7-2)						
Game 2 – 5 p.m.	13					
War Memorial Stadium	24					
Mililani (9-2)						

Participating teams, head coaches:

OIA (3 teams)	ILH (1 team)	MIL (1 team)	BIIF (1 team)
Kahuku (10-0)	Punahou (7-2)	Baldwin (7-3)	Kealakehe (10-1)
Reggie Torres	Kale Ane	A.J. Roloos	Sam Papali'i
Mililani (9-2)			
Rod York			
Farrington (9-2)			
Randall Okimoto			

RUNNING AWAY WITH IT

Star-Advertiser staff

Kahuku running back Aofaga Wily rushed for 188 yards and three touchdowns and the Red Raiders retained the Division I state football championship with a 42-20 win over Punahou on Friday night at Aloha Stadium.

INSIDE

>> **'Iolani again:** Raiders win sixth straight D-II crown. C6

Wily scored twice in the fourth quarter as the Red Raiders pulled away from the Buffanblu in the rematch of last year's final of the First Hawaiian Bank/HFSAA State Football Championship and captured the program's second straight state title and seventh overall.

Kahuku took a 21-0 lead into halftime before Punahou's Ryan Tuiaosa brought the Buffanblu back into contention with two touchdown runs in the third quarter.

But the Red Raiders scored three touchdowns in a span of 2:56 in the fourth quarter on two runs by Wily and Will Craven's fumble return on a kickoff to reclaim command of the game and maintain their grip on the state title.

Tuiaosa finished with 118 yards on 22 carries and scored three touchdowns for Punahou. The Kahuku defense came up with two




2013 – Division I (6 teams)

Friday, Nov. 8

Friday, Nov. 15

Saturday, Nov. 23

#4 Baldwin (6-4) Game 1 – 6 p.m. 3 War Memorial Stadium 21 Farrington (8-3)	#1 Punahou (9-0) 48	#1 Punahou (10-0) 28 Game 5 – 7 p.m. Aloha Stadium #1 Punahou (11-0)	
	Game 3 – 7:30 p.m. Aloha Stadium 6 Farrington (9-3)		
#3 Hilo (10-1) Game 2 – 7 p.m. 27 Kea'au HS 42 Campbell (8-3)	Game 4 – 4:30 p.m. Aloha Stadium 7 Campbell (9-3)	#2 Mililani (12-1) 22	

Participating teams, head coaches:

OIA (3 teams)	ILH (1 team)	MIL (1 team)	BIIF (1 team)
Mililani (11-1) Rod York	Punahou (9-0) Kale Ane	Baldwin (6-4) Kenneth “Keneke” Pacheco	Hilo (10-1) David Baldwin
Farrington (8-3) Randall Okimoto			
Campbell (8-3) Amosa Amosa			

Punahou takes final step, wins Division I title



Punahou's Kanawai Noa pulled in a touchdown pass ahead of Mililani's Derren Iha during the first half of Saturday night's Division I title game at Aloha Stadium.

By Jason Kaneshiro
jkaneshiro@sarasolvertiser.com

Punahou quarterback Larry Tuileta threw three touchdown passes and the Buffanblu held off a furious Mililani comeback to capture the program's second state title with a 28-22 win in the Division I final of the First Hawaiian Bank/HHSAA State Football Championships on Saturday night at Aloha Stadium.

Tuileta threw for 202 yards and three touchdowns in the first half to send Punahou into halftime with a 21-8 lead, and the Buffanblu (11-0) survived a fourth-quarter rally after the Trojans (12-2) cut a 20-point lead to six with 3:53 left in the game.

INSIDE

>> **Division II:** Kaiser clamps down to take title. C8

Tuileta completed his high school career with his first state title after the Buffanblu fell short in the title game the previous two seasons.

He connected with Trent Sitar, Kanawai Noa and Dakota Torres for a 21-0 lead.

Mililani quarterback McKenzie Milton's 6-yard fade pass to Kalakaua Timoteo got the Trojans on the scoreboard with 16 seconds left in the first half. A 2-point conversion sent Mililani into halftime trailing 21-8.

Punahou running back

Wayne Taulapapa extended the lead to 28-8 with a 1-yard run on the first play of the fourth quarter.

Mililani responded with trickery as receiver Kalnoa Wilson took a handoff, pulled up and fired a 36-yard TD pass to Bronson Ramos with 10:45 left in the game.

After an interception by Jayson Cardines, the Trojans called the same play with the same result, this time Wilson hitting Ramos for a 62-yard strike to bring Mililani within six with 3:53 left.

Mililani stopped the Buffanblu to regain possession at the Trojans 46 with two minutes remaining. But Milton's pass on fourth-and-16 was intercepted by Joseph Augafa.

2014 – Division I (6 teams)

Friday, Nov. 7

Saturday, Nov. 15

Friday, Nov. 21

	#1 Punahou (7-0)	13			
	Game 3 – 7 p.m.		#1 Punahou (8-0)	45	
	Aloha Stadium				
Kahuku (8-2)					
Game 1 – 7:30 p.m.		10			
Aloha Stadium					
#4 Hilo (10-0)	Kahuku (9-2)				
			Game 5 – 7:30 p.m.		
			Aloha Stadium		#2 Mililani (13-0)
	#2 Mililani (11-0)	17			
	Game 4 – 4 p.m.			53	
	Aloha Stadium				
Farrington (8-2)		14	#2 Mililani (12-0)		
Game 2 – 4:30 p.m.					
Aloha Stadium	Farrington (9-2)				
#3 Maui (7-2)					



Participating teams, head coaches:

OIA (3 teams)	ILH (1 team)	MIL (1 team)	BIIF (1 team)
Mililani (11-0) Rod York	Punahou (7-0) Kale Ane	Maui (7-2) David Bui	Hilo (10-0) David Baldwin
Kahuku (8-2) Lee Leslie			
Farrington (8-2) Randall Okimoto			

STATE FOOTBALL

Game for the ages

By Paul Honda
phonda@staradvertiser.com

McKenzie Milton is as efficient with words as he is with passes.

So it's just fine that his big-play target, Kalakaua Timoteo, unveiled the secret behind Mililani's relentlessly fast, mad-bombing offense.

"We work Sundays," Timoteo said of their year-round, bonus workouts. "We've been at this for how long already. We played Pop Warner together. It's to the point where we've just got to look at each other and we know what we've got to do. We'll be throwing this Sunday at Mililani. It was great balls all day, that's for sure. Thirteen (Milton) is the man behind the plan."

It promised to be, in so many ways, the most interesting game of the football season.

Mililani and Punahou did more than that. No. 2 Mililani's 53-45 victory over No. 1 Punahou in the Division I final of the First Hawaiian Bank/HSAA State Championships may have been the most entertaining, thrilling and stunning battle in years.

"Cred! Punahou. They played their hearts out and they deserved to win also," Trojans coach Rod York said.

Billy Hull, who penned the "Trench Warfare" series on the Star-Advertiser's hawaiiprep-




2015 – Division I (6 teams)

Friday, Nov. 6

Friday, Nov. 13

Friday, Nov. 20

#4 Baldwin (8-3) Game 1 – 4:30 p.m. 6 Aloha Stadium 21 Waianae (8-3)	#1 Kahuku (11-0) 13 Game 3 – 4:30 p.m. Aloha Stadium 0	#1 Kahuku (12-0) 39 Game 5 – 7:30 p.m. Aloha Stadium	
	#2 Saint Louis (8-1) 56 Game 4 – 7:30 p.m. Aloha Stadium 30		
#3 Hilo (7-4) Game 2 – 7:30 p.m. 18 Aloha Stadium 62 Mililani (9-2)	#2 Saint Louis (9-1) 14		
		Mililani (10-2)	

Participating teams, head coaches:

OIA (3 teams)	ILH (1 team)	MIL (1 team)	BIIF (1 team)
Kahuku (11-0) Vavae Tata	Saint Louis (8-1) Cal Lee	Baldwin (8-3) Pohai Lee	Hilo (7-4) Kaeo Drummondo
Mililani (9-2) Rod York			
Waianae (8-3) Walter Young			

Star Advertiser C5 SPORTS EDITOR:
Paul Arnett / parnett@staradvertiser.com / 529-4786
SUNDAY 11/22/15

sports



KAPUTS FOR KAEPERNICK
A shoulder injury ends 49ers quarterback Colin Kaepernick's season >> C7
SURFING >> C6
NBA >> C8

Kahuku's grinding style proves formidable



Selfless players. They play for their brothers to the right and left of them. That's the beauty of Kahuku. They play their hearts out. Kahuku, everyone's homegrown."

Vavae Tata
Kahuku football coach

By Paul Honda
phonda@staradvertiser.com

All things being equal, or as close to it as possible, championship games are often determined by that one extra play.

One extra weapon. One unexpected delight for the winner. A disastrous hoo-hoo for the defeated.

Kahuku already had a polished, unbeaten record entering the state tourney.

When Bradlee Anae made the switch from part-time, two-way lineman to full-time defensive end, Kahuku gained yet one more gold star on its defensive report card. Anae, a tall (6 feet 4) presence with the right countenance to fit in the de-



JAMM AQUINO / JAAQUINO@STARADVERTISER.COM

fensive unit, was probably never so impactful as he was on Friday night. Saint Louis quarterback Tua Tagovailoa normally escapes all manner of defensive schemes. But when he ducked out of a

blitz from one edge, there was almost always someone else — or a host of Red Raiders — waiting for his backfield maneuvers.

Anae was a regular visitor to that expanse of synthetic

turf at Aloha Stadium. No. 99 made the night one of mostly misery for Tagovailoa, one of the most productive and unstoppable offensive weapons in state history.

Kahuku's Bradlee Anae sacked Saint Louis' Tua Tagovailoa in the first half of the Red Raiders' win over the Crusaders on Friday.

Kahuku's 39-14 win capped Vavae Tata's first year at the helm. In Anae, Kahuku had a physical specimen who was strong enough to play O-line in previous seasons. He also had the hands — he plays basketball — to possibly play tight end or even wide receiver. The same goes for Noah Magalei, who left defense to play tight end exclusively, meaning he became one of the key weapons in Kahuku's "Elephant" formation.

But this year, Anae, Magalei and so many of their teammates sacrificed to become a fit in Tata's vision of a wrecking-ball offense and, without question, a big, fast

Please see GRINDING, C9

2016 – Division I (8 teams)

Friday, Nov. 4	Friday, Nov. 11	Friday, Nov. 30
#1 Hilo (8-1)	Leilehua (5-7)	Mililani (8-3)
Game 1 – 7 p.m. 25 Keaau High School 26	35	31
Leilehua (4-7)	Game 5 – 4:30 p.m. Mililani High School 51	
#4 Baldwin (8-2)	Mililani (7-3)	
Game 2 – 6:30 p.m. 28 War Memorial Stadium 49		Game 7 – 4:30 p.m. Aloha Stadium
Mililani (6-3)		Mililani (9-3)
#2 Campbell (6-4)	#2 Campbell (7-4)	
Game 3 – 7:30 p.m. 48 Campbell High School 0	12	
Waiakea (3-8)	Game 6 – 7:30 p.m. Mililani High School 35	20
#3 Iolani (3-7)	#3 Iolani (4-7)	#3 Iolani (5-7)
Game 4 – 7 p.m. 17 Roosevelt High School 14		
Moanalua (5-6)		



Participating teams, head coaches:

OIA (4 teams)	BIIF (2 teams)	ILH (1 team)	MIL (1 team)
Campbell (6-4) Amosa Amosa	Hilo (8-1) Kaeo Drummondo	Iolani (3-7) Wendell Look	Baldwin (8-2) Pohai Lee
Mililani (6-3) Rod York	Waiakea (3-8) Moku Pita		
Leilehua (4-7) Nolan Tokuda			
Moanalua (5-6) Savaii Eselu			

Mililani takes D-I prep football title



JAMM AQUINO / JAQUINO@STARADVERTISER.COM

The Mililani Trojans celebrated after beating 'Iolani to win the HHSAA Division I state title at Aloha Stadium on Friday. Below, Trojans quarterback Dillon Gabriel made a cut on the stadium turf while trying to run for yardage.

2017 – Division I (4 teams)

Saturday, Nov. 4

Saturday, Nov. 18

#1 Hilo (8-1)	26
Game 1 – 7:00 p.m. Wong Stadium	7
Maui (5-5)	
#2 Kauai (5-3)	10
Game 2 – 2:00 p.m. Vidinha Stadium	13
Damien (9-3)	

#1 Hilo (9-1)	35
Game 3 – 5:00 p.m. Aloha Stadium	
Damien (10-3)	19



#1 Hilo (10-1)

Participating teams, head coaches:

<u>ILH (1 team)</u> Damien (9-3) Eddie Klaneski
<u>BIIF (1 team)</u> Hilo (8-1) Kaeo Drummondo
<u>MIL (1 team)</u> Maui (5-5) Rodney Figueroa
<u>KIF (1 team)</u> Kauai (5-3) Derek Borrero

HILO 35
DAMIEN 19

Big Island breakthrough

Huddleston and Apao help Hilo defeat Damien for the D-I title, the Ili's first state football crown

By Jason Kazemiro
jasonkazemiro.com

At the start of the season, the Big Island hadn't won a game in the Division I state football tournament. Thanks to a Hilo cornerback Saturday night, the Big Island Interscholastic Federation can now claim a championship.

Vikings running back Kahale Huddleston ran for two touchdowns, quarterback Kaeo Apao threw for two scores and ran for another and Hilo overcame a 13-point deficit to capture the IIF's first state title with a 35-19 win over Damien in the Division I final of the First Hawaiian Bank State Football Championships.

"This is for Hilo, the Big Island and all the schools on the Big Island," Apao said.

Saturday's victory at Aloha Stadium presented a Viking conquest that begins with a statement 63-35 win over 'Maui in their first trip to Oahu back in early August.

"That ain't the team a lot," Huddleston said. "We just wanted to keep going forward each day at practice... on we could get here."

Huddleston finished with 141 total yards (61 rushing, 54 receiving) while Apao ran for 78 yards on 20 attempts and completed eight of 13 pass attempts for 134 yards and two second-half touchdowns to effectively seal the Ili's.

Apao also played safety and recorded a turnover.

Dagones. After Goffa scored a kneeiler with nine minutes left in the fourth, Apao hit Makana Kaeo-Palaoa on a 25-yard late for the game's final score.

Fuakia-Palaoa finished his career with 27 rushing yards and 177 through the

Hilo running back Kahale Huddleston burst through a hole for a 12-yard touchdown run in the first half against Damien. Below, Hilo players celebrated their championship after beating Damien 35-19 for the Division I title.

As Area Schools

Division I (Nov)	12	0	0	0	14
2017-21	1	0	0	0	20

Head Coach:
 Damien (9-3) Eddie Klaneski
 Hilo (8-1) Kaeo Drummondo
 Maui (5-5) Rodney Figueroa
 Kauai (5-3) Derek Borrero
 Huddleston (10-1) Damien Figueroa

2018 – Division I (4 teams)

Saturday, Nov. 9

Saturday, Nov. 18

#1 Hilo (8-1)	35
Game 1 – 7:00 p.m. Keaau Stadium	24
Maui (5-5)	
#2 Waipahu (8-4)	20
Game 2 – 7:30 p.m. Waipahu High School	19
Iolani (8-2)	

#1 Hilo (9-1)	22
Game 3 – 4:30 p.m. Aloha Stadium	
#2 Waipahu (9-4)	42



#2 Waipahu (10-4)

Participating teams, head coaches:

<u>ILH (1 team)</u> Iolani (8-2) Wendell Look
<u>BIIF (1 team)</u> Hilo (8-1) Kaeo Drummond
<u>MIL (1 team)</u> Maui (5-5) James Kammerer
<u>OIA (1 team)</u> Waipahu (8-4) Bryson Carvalho

STATE DIVISION I FINAL

HILO 22 WIN-LOSS RECORD: 9-2 **42 WAIPAHU** WIN-LOSS RECORD: 10-4



Waipahu players gathered around the Hawaii High School Athletic Association Division I State championship trophy after the Marauders beat Hilo.

WAIPAHU MAKES HISTORY

"It's amazing," says RB Alfred Faikauga of the Marauders' first state title

Waipahu put its mid-season struggles in the distant past on Saturday in a 42-22 rout of defending champion Hilo in the Division I final of the First Hawaiian Bank/HHSAA Football State Championships.

It's the first state football title in any division for the 10th-ranked Marauders (10-4), who had to fight back from a 12-point deficit to beat Iolani 20-19 two weeks ago just to get into the fi-



At Aloha Stadium
Waipahu (10-4) 42 **Hilo (9-2)** 22
Final Quarter
 Waipahu - Matthew Potts 29 pass from Goby Marquis (Gyona Amosani kick)
 Waipahu - Kaeli Sika 50 pass from Alfred Faikauga (Amosani kick)
 Hilo - Kaeli Sika 52 pass from Kylan Miyagi (Lorenz Whelan kick)
Second Quarter
 Waipahu - Cameron Jay Slayes 15 pass from Marquis (Amosani kick)
 Waipahu - Cameron Jay Slayes 38 Interception return (Amosani kick)
Third Quarter
 Hilo - Alfred Agalar 4 yd from Myasato Shizuka (kick)
 Waipahu - Cameron Jay Slayes 11 run (Amosani kick)
Fourth Quarter
 Waipahu - Cameron Jay Slayes 80 pass from Myasato Shizuka (Amosani kick)
STATS
Waipahu - Faikauga 24 (15), Slayes 14 (12), Marquis 17 (13), Sika 9 (5), TEAMA 2 (2), Hilo - Kaeli Sika 14 (4), Kyle Sika 14 (4), Slayes 11 (8), Luganji Figueroa 11 (12), Myasato 13 (1-0)
DRIVING - Waipahu: Marquis 8 (15-2), Faikauga 11 (20-25), Sika 0 (0-5), Hilo: Myasato 11 (23-1-21), Sika 0 (0-5)
RECEIVING - Waipahu: Sika 4 (66), Potts 2 (44), Slayes 2 (21), Hilo: Agalar 8 (126), Sika 1 (14), Slayes 1 (14), Slayes 1 (1)

Photo by: Theron Immanuel/Starline

2019 – Division I (5 teams)

Friday, Nov. 15

Saturday, Nov. 23

Friday, Nov. 29

	#1 Hilo (12-0)	19	
	Game 2 – 7:00 p.m. Wong Stadium		#1 Hilo (13-0)
#4 Baldwin (5-4)		9	20
Game 1 – 5:30 p.m. War Memorial Stadium		34	
Leilehua (9-2)	Leilehua (10-2)		
			Game 4 – 4:00 p.m. Aloha Stadium
	#2 Moanalua (10-1)	9	
	Game 3 – 7:00 p.m. Moanalua Stadium		#1 Hilo (14-0)
		35	17
	#3 Iolani (9-2)		#3 Iolani (10-2)



Participating teams, head coaches:

OIA (2 teams)
Moanalua Na Menehune (10-1)
Savaii Eselu
Leilehua Mules (9-2)
Mark Kurisu
ILH (1 team)
Iolani Raiders (9-2)
Wendell Look
BIIF (1 team)
Hilo Vikings (12-0)
Kaao Drummondo
MIL (1 team)
Baldwin Bears (5-4)
Thomas "Pohai" Lee



Teammates rushed after Hilo's Keana Keolanui (82) after Keolanui kicked a game-winning, state-record-tying 55-yard field goal to defeat Iolani 20-17.

RECORD KICK DOES THE TRICK

Keana Keolanui watches as his 55-yard field goal hits the crossbar and bounces through for the game-winner to beat Iolani for the title

By Nick Abramo
nabramo@staradvertiser.com

Hilo's Keana Keolanui let his 55-yard field-goal attempt rip as the final two seconds expired. The ball traveled high and true. Was it long enough? Apparently, just enough.

The ball hit the crossbar and the momentum carried it up and through the goalposts to give the Vikings a stunning 20-17 victory over Iolani in Friday's Division I final of the First Hawaiian Bank/BHSAA Football State Championships at Aloha Stadium.

The boot tied an all-division state tournament re-

worked."

With all of those things coming together just right for Hilo on the final series of events, the coach added, "Lucky," to his statement.

"Iolani grabbed a 17-3 half-time lead, but could not keep the momentum. After a sluggish start, Hilo's passing game started to come together in the second quarter. It didn't result in points, but it let the Raiders know the Vikings were still in it.

Unfortunately for Hilo, Iolani's Lanakila Pei returned a punt a tournament-record 94 yards for a touchdown on the last play of the first half.

The 14-point deficit didn't deter the Vikings, though,



BHSAA DIVISION I CHAMPIONSHIP

WILD 20, IOLANI 17

At Aloha Stadium

Hilo (12-0)	10	7	0	0	17
Iolani (10-2)	9	8	0	0	17

by-FG: Keana Keolanui 55
by-Sarah Chung 2 run (Iolani lead)
by-FG: Keana Keolanui 49
by-Alexi Pei 94 punt return (Iolani lead)
Hilo - Keana Keolanui 55
Hilo - Clayton Ogata 79 pass from Kyle Ma
Hilo - FG Keolanui 55

	Yds	TD
Passing	110	0
Rushing	61	1
Receiving	6	0
Comp-Att Int	13-20-0	0
Passing Yards Lost	0	0
Punts	7-44	0
Time of Possession	15:42	16:18

PLAYERS: Hilo: Brock Hansen 30; Wendy Sanchez 25; Sarah Chung 20; Kyle Ma 16; Iolani: Kyle Ma 11; Don Woods 21; Hineshwar 21; Mervin 2; Travis 25.

STATS: Hilo: Keana Keolanui 17-20-0-0; Iolani: Sarah Chung 2 run, 17-20-0-0; Iolani: Alexi Pei 94 punt return, 1-22, 94.

Hilo place-kicker Keana Keolanui followed through with his

2021 – Division I (4 teams)

Friday, Dec. 17

Thursday, Dec. 23

#1 Lahainaluna (6-0)	30
Game 1 – 3:00 p.m. Skipa Diaz Stadium, Farrington HS	7
#4 Konawaena (6-0)	
#2 'Iolani (9-0)	21
Game 2 – 7:00 p.m. Skipa Diaz Stadium, Farrington HS	0
#3 'Aiea (4-2)	

#1 Lahainaluna (7-0)	38
Game 3 – 3:00 p.m. Skipa Diaz Stadium, Farrington HS	0
#2 'Iolani (10-0)	



#2 'Iolani (11-0)

OPEN: KAHUKU 49, SAINT LOUIS 14



DIVISION I: 'IOLANI 38, LAHAINALUNA 0

Participating teams, head coaches:

ILH (1 team) Iolani (9-0) Wendell Look
BIIF (1 team) Konawaena (6-0) Brad Uemoto
MIL (1 team) Lahainaluna (6-0) Robert Watson, Dean Rickard
OIA (1 team) Aiea (4-2) Wendell Say

D-I

Continued from C1

"Last year's seniors, this is for you guys," Sakashita said. The title is 'Iolani's first in D-I after two losses in the final during the 2016 and '19 seasons. The Raiders won D-I championships eight times and shared an Oahu Prep Bowl title with Waianae in 1980.

On a windy Thursday afternoon in Kalihi, defensive coordinator Delbert Tengan's unit delivered its second shutout in as many state tournament games. It limited the Lunas to 132 yards of to-

tal offense (2.5 per play). A young Lahainaluna squad (7-1) never got into 'Iolani territory. The Lunas had the ball at the 50-yard line once, on the final series of the game, after recovering a fumble.

"We emphasize all three phases of the game. The way these kids have been executing all year, it's been amazing," Look said. "Going 11-0, I have no words to describe it. That's a credit to these kids. They've been so resilient and they persevered, they never lost focus and they were purposeful every single day. I can't say enough about them."

The Raiders blanked OIA champion Aiea 21-0 over the weekend to reach the final.

Defense made its impact almost immediately during Thursday's opening drive. A big hit by the Raider defense led to a fumble recovery by Ha'aheo Dela Cruz on a Lunas run, giving 'Iolani first down at the Lahainaluna 31. On fourth-and-1, Tristan Martinez scored on a 19-yard reverse to the left pylon, and 'Iolani led 7-0 with 9:22 on the clock.

The first quarter was a battle for field position as the Lunas faced the headwind coming from the Koolaus. Lahainaluna's starting points in the opening quarter: 20, 20, 20, 32-and 6-yard lines. The Lunas got no further than their own 39-yard line through the first 12 minutes.



STEVEN ERLER / SPECIAL TO THE STAR-ADVERTISER

'Iolani's Stirling Sakashita ran back a punt during the first half on Thursday.

'Iolani adds another title

By Paul Honda
p.honda@staradvertiser.com

Lahainaluna took away 'Iolani's favorite weapon, so the Raiders found another way to win the Division I football state championship.

Sophomore Kuaulu Manuel passed for three touchdowns and 'Iolani's stout defense shut down Lahainaluna's potent ground attack in a 38-0 win for the crown Thursday afternoon at Skipa Diaz Stadium.

"I feel good. I couldn't do it without my team. Much respect to the coaches on our team. They got me to execute," said Manuel, making only his second start since a season-ending injury to Micah Hoomanawanui.

Manuel's playmaking compensated on a day when Lahainaluna stifled Raiders running back Brody Bartolina, who had just 15 yards in the first half. Bartolina got rolling in the second half and finished with 87 yards on 23 carries.

'Iolani completed the long 2021 season 11-0, winning its ninth state crown under coach Wendell Look. After the game, the longtime coach saw former players from the 2001 squad who lost their season when it was canceled in Hawaii due to the pandemic.

"This is for you guys, too," he said they hugged their former coach. "We did it. We did it."

Stirling Sakashita, a senior hybrid in 'Iolani's modified defense, had six tackles, as did Jacob Gaudi. Bronson Moriska had a team-high eight tackles.

Please see D1, C2

'IOLANI 38, LAHAINALUNA 0
At Skipa Diaz Stadium

'Iolani (11-0) 7 7 17 7 - 38
Lahainaluna (7-1) 0 0 0 0 - 0

IOL-Tristan Martinez 22 run (Allison Chang kick)
IOL-Kai Prousser 28 pass from Kuaulu Manuel (Chang kick)
IOL-Taniela Talaui 29 pass from Manuel (Chang kick)
IOL-Keanu Miyahira 41 pass from Manuel (Chang kick)
IOL-FG Chang 19
IOL-Manuel 6 run (Chang kick)

RUSHING-'Iolani: Bartolina 23-87, Martinez 1-22, Miyahira 6-22, Cainan Torres 3-18, TEAM 2-minus 31, Manuel 3-minus 7, **Lahainaluna:** Kaulana Thada 9-41, Ian-Jay Cabanilla 10-23, Blare Sylva-Viola 5-22, Noa Gordon 10-17.
PASSING-'Iolani: Manuel 13-16-0-174, **Lahainaluna:** Gordon 4-9-0-29, Kahua 1-9-0-0.
RECEIVING-'Iolani: Miyahira 4-63, Prousser 4-42, Martinez 3-31, Talaui 1-29, Bartolina 1-9. **Lahainaluna:** Sylva-Viola 3-19, Noah Arase 1-7, Thada 1-3.

2022 – Division I (6 teams)

Friday, Nov. 11

Saturday, Nov. 19

Saturday, Nov. 26

	#1 'Iolani (9-0)	10		
	Game 3 – 3:00 p.m.		#4 Waipahu (11-1)	28
#4 Waipahu (9-1) 49	Iolani School	35		
Game 1 – 7:00 p.m.				
Waipahu HS	#4 Waipahu (10-1)			
#5 Kapaa (5-3) 41			Game 5 – 7:00 p.m.	
			Mililani HS	
	#2 Konawaena (9-1)	27		#2 Konawaena (11-1)
	Game 4 – 7:00 p.m.			
#3 Lahainaluna (9-0) 10	Konawaena HS	38		
Game 2 – 7:00 p.m.			#2 Konawaena (10-1)	
Lahainaluna	'Aiea (9-3)	24		
'Aiea (8-3) 30				



Participating teams, head coaches:

OIA (2 teams)	ILH (1 team)	MIL (1 team)	BIIF (1 team)	KIF (1 team)
Waipahu (9-1) Bryson Carvalho	'Iolani (9-0) Wendell Look	Lahainaluna (9-0) Dean Rickard	Konawaena (9-1) Brad Uemoto	Kapaa (5-3) Mike Tresler
'Aiea (8-3) Wendell Say				

Konawaena comes through for Big Island

By Billy Hall
bhall@caschools.com

The rest of the state found out Saturday night what the Big Island has known all season.

BIIF champion Konawaena, which ran roughshod over opponents in conference play, is bringing home the school's first state title after beating OIA champion Waipahu 38-28 in the Division I final of the First Hawaiian Bank/IFSAA State Football Championships at John Kasinana Stadium.

Quarterback Keoki Alani threw for 256 yards and two touchdowns and Konawaena's defense shut down Waipahu and injured quarterback Listama Ullata in the fourth quarter to complete a run of 11 straight wins against Hawaii opponents.

"It feels great. We made history," said Alani, a junior. "I can't even explain my emotions right now."

Wildcats coach Brad Uemoto, who took home a piece of grass from Julian Yates Field following a win over Aiea in the semifinals, may need to take some Mililani turf back to the Big Island with him.

Konawaena (11-1), which lost to Lahainaluna in



JAMM AQUINO / JACKSONHESTERAGENCY.COM

The Konawaena Wildcats raised the Division I state championship trophy on Saturday at Mililani.

no time on the clock to beat Na Alii in the semifinals.

"I get really nervous when Coach Brad says we're going to have to kick a field goal," Ige said. "I just have

ceptions, earning the ejection late in the first half. "It obviously put a wrench (in our system). He is a two-way starter for us and a playmaker," Uemoto said. "It

"We worked on (containing him) all week. He's a hell of a player," Uemoto said. "We showed up at the right times."

Alani finished 27-for-36

hurry Ullata nine times. Early on, Ullata looked up to the task as he took the Marauders 75 yards in 13 plays on their opening drive. He completed two

na's Flanary blocked a 27-yard field-goal attempt and scooped it up and returned it 81 yards for a touchdown as the momentum swung huge into Kona's favor over

KONAWAENA 38, WAIPAHU 28
At John Kasinana Stadium
Konawaena (11-1) 14 14 7 3-28
Waipahu (11-1) 7 14 7 0-28
WALP—Araki Tameo 6 run (Kaneelani Tranterley kick)
KONA—Catalish Anahu-Ambrisco 1 run (Nakoa Ige kick)
KONA—Anahu-Ambrisco 21 pass from Keoki Alani (Ige kick)
KONA—Chris Flanary 81 blocked FG (Nakoa Ige kick)
KONA—Anahu-Ambrisco 23 pass from Alani (Ige kick)
WALP—Listama Ullata 11 run (Tranterley kick)
WALP—Ragee Manurewa 28 pass from Ullata (Tranterley kick)
KONA—Kaneelani Kameo 1 run (Ige kick)
WALP—Chasee Shobha-Hawaii 2 pass from Ullata (Tranterley kick)
KONA—Ige FG 28
RUSHING—Konawaena: Kallawa 26-45, Anahu-Ambrisco 7-1, TEAhi 1-9 (run 1), Alani 7-9 (run 2), Waipahu: Tameo 14-100, Brandon Togetau 4-17, Te Aipa Barret 2-1, Ullata 14-9 (run 7).
RECEIVING—Konawaena: Alani 23-26-1-256, Waipahu: Ullata 13-25-0-232, Elgin Munroa 3-5-1-41, Aipa-Barrett 1-1-0-9.
RECEIVING—Konawaena: Landon Dugan 6-66, Anahu-Ambrisco 5-71, Austin Salala 4-23, Terrence Saffa 3-23, Javon Ah-Mook (Ige) 1-1-1, Isaac Clonnet 1-0, Waipahu: Hodler Vasto 7-101, Ryan Pines 4-35, Tameo 3-48, Manurewa 1-35, Ullata 1-9, Aipa-Barrett 1-0.

2023 – Division I (6 teams)

Saturday, Nov. 11

Saturday, Nov. 18

Saturday, Nov. 25

#4 Lahainaluna (5-0)	28
Game 1 – 7:00 p.m. Lahainaluna HS	29
#5 Kapaa (8-0)	
#3 Damien (8-3)	26
Game 2 – 7:00 p.m. Kaiser HS	48
Farrington (6-3)	

#1 Konawaena (10-1)	37
Game 3 – 7:00 p.m. Konawaena HS	19
#5 Kapaa (9-0)	
#2 Waipahu (6-4)	21
Game 4 – 7:00 p.m. Waipahu HS	20
Farrington (7-3)	

#1 Konawaena (11-1)	28
Game 5 – 7:00 p.m. Mililani HS	53
#2 Waipahu (7-4)	



#2 Waipahu (8-4)

Participating teams, head coaches:

OIA (2 teams)
Waipahu (6-4) Bryson Carvalho
Farrington (6-3) Daniel Sanchez
ILH (1 team)
Damien (8-3) Anthony "Bones" Tuitele
MIL (1 team)
Lahainaluna (5-0) Robert Watson, Dean Rickard
BIIF (1 team)
Konawaena (10-1) Brad Uemoto
KIF (1 team)
Kapaa (8-0) Mike Tresler



ANDREW LEE / SPECIAL TO THE STAR ADVERTISER

Waipahu's Faafetai Failauga fended off a tackle attempt by Konawaena's Keawe Navas Loa on Saturday.

WAIPAHU RISES TO TOP

By Paul Honda
phonda@staradvertiser.com

A lot has happened in five years for the Waipahu Marauders.

They can add two-time Division I football state champion to their done list.

Waipahu's first and only state football title came in 2018 under Carvalho, who has also become a father to two children since then.

"Today, we watched a clip of 'Passion of the Christ.' When he was on his knees, the first thing he

"This feels great because of the adversity this team went through, and the community support. Walking out of the locker room to the bus, we had over 100 people cheering them on. A motorcycle crew escorted us to the game," Carvalho said.

Chanel had an interception to highlight a full night of football.

"We started 0-3 and we had to slow it down. It was rough, everyone was looking down, but with each win everybody's mindsets got better," Chanel said.

DIVISION 1 SEEDS BY YEAR

Year	#1 Seed	#2 Seed	#3 Seed	#4 Seed	Unseeded
1999					
2000					
2001					
2002					
2003					
2004	Kahuku OIA	Kamehameha ILH	Lahainaluna MIL	Kealakehe BIIF	
2005	Kahuku OIA	Baldwin MIL	Punahou ILH	Kealakehe BIIF	
2006	Saint Louis ILH	Kahuku OIA	Baldwin MIL	Kealakehe BIIF	
2007	Saint Louis ILH	Leilehua OIA	Baldwin MIL	Kealakehe BIIF	
2008	Punahou ILH	Kahuku OIA	Baldwin MIL	Kealakehe BIIF	
2009	Kahuku OIA	Kamehameha ILH	Baldwin MIL	Honokaa BIIF	
2010	Mililani OIA	Saint Louis ILH	Baldwin MIL	Kealakehe BIIF	
2011	Kahuku OIA	Punahou ILH	Baldwin MIL	Kealakehe BIIF	
2012	Kahuku OIA	Punahou ILH	Baldwin MIL	Kealakehe BIIF	
2013	Punahou ILH	Mililani OIA	Hilo BIIF	Baldwin MIL	
2014	Punahou ILH	Mililani OIA	Mauī MIL	Hilo BIIF	
2015	Kahuku OIA	Saint Louis ILH	Hilo BIIF	Baldwin MIL	
2016	Hilo BIIF	Campbell OIA	Iolani ILH	Baldwin MIL	
2017	Hilo BIIF	Kauai KIF	(none)	(none)	Maui (MIL) Damien (ILH)
2018	Hilo BIIF	Waipahu OIA	(none)	(none)	Maui (MIL) Iolani (ILH)
2019	Hilo BIIF	Moanalua OIA	Iolani ILH	Baldwin MIL	Leilehua OIA
2021	Lahainaluna MIL	'Iolani ILH	'Aiea OIA	Konawaena BIIF	
2022	'Iolani ILH	Konawaena BIIF	Lahainaluna MIL	Waipahu OIA	5-Kapaa (KIF) 'Aiea (OIA2)
2023	Konawaena BIIF	Waipahu OIA	Damien ILH	Lahainaluna MIL	5-Kapaa (KIF) Farrington (OIA2)
2024					

DIVISION 1 (1999-present, seeding since 2004)

#1 SEED					#2 SEED				
OIA	ILH	BIIF	MIL	KIF	ILH	OIA	MIL	KIF	BIIF
7	6	5	1	0	7	9	1	1	1

TEAM	League	Year	TEAM	League	Year
Kahuku (6)	OIA	2004-05-09-11-12-15	KS Kapalama (2)	ILH	2004-09
Hilo (4)	BIIF	2016-17-18-19	Kahuku (2)	OIA	2006-08
Punahou (3)	ILH	2008-13-14	Saint Louis (2)	ILH	2010-15
Saint Louis (2)	ILH	2006-07	Punahou (2)	ILH	2011-12
Mililani (1)	OIA	2010	Mililani (2)	OIA	2013-14
Lahainaluna (1)	MIL	2021	Waipahu (2)	OIA	2018-23
Iolani (1)	ILH	2022	Baldwin (1)	MIL	2005
Konawaena (1)	BIIF	2023	Leilehua (1)	OIA	2007
			Campbell (1)	OIA	2016
			Kauai (1)	KIF	2017
			Moanalua (1)	OIA	2019
			'Iolani (1)	ILH	2021
			Konawaena (1)	BIIF	2022

#3 SEED					#4 SEED				
MIL	BIIF	ILH	OIA	KIF	BIIF	MIL	OIA	ILH	KIF
10	2	4	1	0	11	5	1	0	0

TEAM	League	Year	TEAM	League	Year
Baldwin (7)	MIL	2006-07-08-09-10-11-12	Kealakehe (8)	BIIF	2004-05-06-07-08-10-11-12
Hilo (2)	BIIF	2013-15	Baldwin (4)	MIL	2013-15-16-19
Iolani (2)	ILH	2016-19	Honokaa (1)	BIIF	2009
Lahainaluna (2)	MIL	2004-22	Hilo (1)	BIIF	2013
Punahou (1)	ILH	2005	Konawaena (1)	BIIF	2021
Maui (1)	MIL	2014	Waipahu (1)	OIA	2022
'Aiea (1)	OIA	2021	Lahainaluna (1)	MIL	2023
Damien (1)	ILH	2023			

DIVISION I TEAMS	League	App.	Games	Won	Loss	Pct.	1st	2nd	SF	Tournament Appearances (Year) (*denotes champion)
Aiea	OIA	4	5	2	5	0.286	0	0	3	2001-05-21-22
Baldwin	MIL	15	20	5	15	0.250	0	0	6	1999-2002-03-05-06-07-08-09-10-11-12-13-15-16-19
Campbell	OIA	2	4	2	2	0.500	0	0	2	2013-16
Castle	OIA	3	5	2	3	0.400	0	1	0	2000-01-02
Damien	ILH	2	3	1	2	0.333	0	1	0	2017-23
Farrington	OIA	11	18	7	11	0.389	0	0	7	1999-02-03-07-08-09-11-12-13-14-23
Hawaii Prep	BIIF	1	1	0	1	0.000	0	0	0	2002
Hilo	BIIF	9	12	5	7	0.417	2	2	0	2000-03-13-14-15-16-*17-18-*19
Honokaa	BIIF	1	1	0	1	0.000	0	0	0	2009
Iolani	ILH	5	9	5	4	0.556	1	2	2	2016-18-19-*21-22
Kahuku	OIA	13	28	23	5	0.821	8	2	3	1999-*2000-*01-*03-04-*05-*06-08-09-*11-*12-14-*15
Kailua	OIA	4	5	1	4	0.200	0	0	1	1999-2001-02-03
Kaimuki	OIA	1	2	1	1	0.500	0	0	1	2000
Kapaa	KIF	2	3	1	2	0.333	0	0	1	2022-23
Kauai	KIF	2	2	0	2	0.000	0	0	1	2003-17
Kealahou	BIIF	8	8	0	8	0.000	0	0	0	2004-05-06-07-08-10-11-12
Konawaena	BIIF	4	6	3	3	0.500	1	1	1	1999-2021-*22-23
KS Kapalama	ILH	2	4	4	0	1.000	2	0	0	*2004-*09
Lahainaluna	MIL	5	7	2	5	0.286	0	1	1	2001-04-21-22-23
Leilehua	OIA	8	18	11	7	0.611	1	2	5	2004-*07-08-09-10-11-16-19
Maui	MIL	4	4	0	4	0.000	0	0	2	2000-14-17-18
McKinley	OIA	1	2	1	1	0.500	0	0	1	2002
Mililani	OIA	9	15	8	7	0.533	2	1	3	2003-04-06-10-12-13-*14-15-*16
Moanalua	OIA	2	2	0	2	0.000	0	0	1	2016-19
Punahou	ILH	6	13	9	4	0.692	2	4	0	2005-*08-11-12-*13-14
Saint Louis	ILH	9	23	17	6	0.739	3	6	0	*1999-2000-01-*02--03-06-07-*10-15
Waiakea	BIIF	2	2	0	2	0.000	0	0	0	2001-16
Waianae	OIA	7	14	7	7	0.500	0	1	5	1999-2000-05-06-07-10-15
Waimea	KIF	4	7	3	4	0.429	0	0	3	1999-2000-01-02
Waipahu	OIA	3	7	6	1	0.857	2	1	0	*2018-22-*23

DIVISION I TEAMS	App.	1999	2000	2001	2002	2003	2004	2005	2006	2007	2008	2009	2010	2011	2012	2013	2014	2015	2016	2017	2018	2019	2021	2022	2023	Tournament Appearances (Year) (*denote champion)	
Aiea	4			1				1															1	1		2001-05-21-22	
Baldwin	15	1			1	1		1	1	1	1	1	1	1	1	1		1	1			1				1999-2002-03-05-06-07-08-09-10-11-12-13-15-16-19	
Campbell	2															1			1								2013-16
Castle	3		1	1	1																						2000-01-02
Damien	1																				1						1 2017-23
Farrington	10	1			1	1				1	1	1		1	1	1	1									1 1999-02-03-07-08-09-11-12-13-14-23	
Hawaii Prep	1				1																						2002
Hilo	9		1			1										1	1	1	1	1	1	1					2000-03-13-14-15-16-*17-18-*19
Honokaa	1											1															2009
Iolani	5																			1		1	1	1	1		2016-18-19-*21-22
Kahuku	13	1	1	1		1	1	1	1		1	1		1	1		1	1									1999-*2000-*01-*03-04-*05-*06-08-09-*11-*12-14-*15
Kailua	4	1		1	1	1																					1999-2001-02-03
Kaimuki	1		1																								2000
Kapaa	1																								1	1	2022-23
Kauai	2					1															1						2003-17
Kealakehe	8						1	1	1	1	1		1	1	1												2004-05-06-07-08-10-11-12
Konawaena	3	1																						1	1	1	1999-2021-*22-23
KS Kapalama	2						1					1															*2004-*09
Lahainaluna	4			1			1																	1	1	1	2001-04-21-22-23
Leilehua	8						1			1	1	1	1	1						1			1				2004-*07-08-09-10-11-16-19
Maui	4		1														1				1	1					2000-14-17-18
McKinley	1				1																						2002
Mililani	9					1	1		1				1		1	1	1	1	1	1							2003-04-06-10-12-13-*14-15-*16
Moanalua	2																			1			1				2016-19
Punahou	6							1			1			1	1	1	1										2005-*08-11-12-*13-14
Saint Louis	9	1	1	1	1	1			1	1			1						1								*1999-2000-01-*02--03-06-07-*10-15
Waiakea	2			1																	1						2001-16
Waianae	7	1	1					1	1	1			1						1								1999-2000-05-06-07-10-15
Waimea	4	1	1	1	1																						1999-2000-01-02
Waipahu	2																					1			1	1	*2018-22-*23

Baldwin

App	Game	Date	Seed	Round	W	L	Opponent	PF	PA	Pt Diff	OT	Finish	Qtrs		Semi		Final		Home		Away		Neutral		Aloha Stad.	
													W	L	W	L	W	L	W	L	W	L	W	L	W	L
1	1	11/19/1999		qtr	1		Farrington	25	19	6			1						1							
	2	11/26/1999		semi		1	Kahuku	12	27	-15		x				1							1		1	
2	3	11/22/2002		qtr		1	McKinley	14	28	-14		x		1							1					
3	4	11/21/2003		qtr	1		Kailua	20	13	7			1								1					
	5	11/28/2003		semi		1	Saint Louis	6	48	-42		x				1							1		1	
4	6	11/26/2005	2	semi		1	Punahou (3)	7	30	-23		x				1							1		1	
5	7	11/17/2006	3	qtr	1		Mililani	22	17	5			1								1					
	8	11/24/2006		semi		1	Kahuku (2)	20	22	-2		x				1							1		1	
6	9	11/17/2007	3	qtr	1		Farrington	26	14	12			1								1					
	10	11/24/2007		semi		1	Leilehua (2)	34	41	-7		x				1							1		1	
7	11	11/21/2008	3	qtr		1	Leilehua	15	34	-19		x		1							1					
8	12	11/20/2009	3	qtr		1	Leilehua	12	48	-36		x		1							1					
9	13	11/12/2010	3	qtr		1	Leilehua	26	35	-9		x		1							1					
10	14	11/11/2011	3	qtr	1		Farrington	28	24	4			1								1					
	15	11/18/2011		semi		1	Punahou (2)	0	35	-35		x				1							1		1	
11	16	11/9/2012	3	qtr		1	Mililani	13	24	-11		x		1							1					
12	17	11/8/2013	4	qtr		1	Farrington	3	21	-18		x		1							1					
13	18	11/6/2015	4	qtr		1	Waianae	6	21	-15		x		1									1		1	
14	19	11/4/2016	4	qtr		1	Mililani	28	49	-21		x		1							1					
15	20	11/15/2019	4	qtr		1	Leilehua	34	7	27		x		1							1					
										0																
										0																
										0																
										0																
										0																
										0																
										0																
										0																
										0																
										0																
										0																
	TOTAL				5	15		351	557	-206			5	9	0	6	0	0	5	8	0	0	0	7	0	7

Campbell

App	Game	Date	Seed	Round	W	L	Opponent	PF	PA	Pt Diff	OT	Finish	Qtrs		Semi		Final		Home		Away		Neutral		Aloha Stad.		
													W	L	W	L	W	L	W	L	W	L	W	L	W	L	
1	1	11/8/2013		qtr	1		Hilo (3)	42	27	15			1											1			
	2	11/15/2013		semi		1	Mililani (2)	7	41	-34		x				1								1		1	
2	3	11/4/2016	2	qtr	1		Waiakea	48	0	48			1						1								
	4	11/11/2016		semi		1	lolani	6	35	-29		x												1			
										0																	
										0																	
										0																	
										0																	
										0																	
										0																	
										0																	
										0																	
										0																	
										0																	
										0																	
										0																	
										0																	
										0																	
										0																	
										0																	
										0																	
										0																	
										0																	
										0																	
										0																	
										0																	
TOTAL												2	0	0	2	0	0	1	0	0	0	0	1	2	0	1	

Hawaii Prep

App	Game	Date	Seed	Round	W	L	Opponent	PF	PA	Pt Diff	OT	Finish	Qtrs		Semi		Final		Home		Away		Neutral		Aloha Stad.	
													W	L	W	L	W	L	W	L	W	L	W	L	W	L
1	1	11/22/2002		qtr		1	Castle	0	35	-35		x		1									1			1
										0																
										0																
										0																
										0																
										0																
										0																
										0																
										0																
										0																
										0																
										0																
										0																
										0																
										0																
										0																
										0																
										0																
										0																
										0																
										0																
										0																
										0																
										0																
										0																
										0																
										0																
										0																
										0																
										0																
										0																
										0																
										0																
		TOTAL			0	1		0	35	-35			0	1	0	0	0	0	0	0	0	0	1	0	1	

Iolani

											Qtrs		Semi		Final		Home		Away		Neutral		Aloha Stad.				
App	Game	Date	Seed	Round	W	L	Opponent	PF	PA	Pt Diff	OT	Finish	W	L	W	L	W	L	W	L	W	L	W	L			
1	1	11/4/2016	3	qtr	1		Moanalua	17	14	3			1														
	2	11/11/2016		semi	1		Campbell	35	6	29				1													
	3	11/18/2016		final		1	Millilani	20	31	-11		2													1		
2	4	11/9/2018		semi		1	Waipahu (2)	19	20	-1		x		1													
3	5	11/23/2019	3	semi	1		Moanalua (2)	35	9	26				1						1							
	6	11/29/2019		final		1	Hilo (1)	20	17	3		2											1		1		
4	7	11/17/2021	2	semi	1		Aiea (3)	21	0	21				1													
	8	11/23/2021		final	1		Lahainaluna (1)	38	0	38		1											1				
5	9	11/19/2022	1	semi		1	Waipahu	10	35	-25					1										1		
										0																	
										0																	
										0																	
										0																	
										0																	
										0																	
										0																	
										0																	
										0																	
										0																	
										0																	
										0																	
										0																	
										0																	
										0																	
										0																	
										0																	
										0																	
										0																	
										0																	
										0																	
TOTAL					5	4		215	132	83			1	0	3	2	1	2	0	1	1	1	1	4	2	0	2

Kahuku

App	Game	Date	Seed	Round	W	L	Opponent	PF	PA	Pt Diff	OT	Finish	Qtrs		Semi		Final		Home		Away		Neutral		Aloha Stad.		
													W	L	W	L	W	L	W	L	W	L	W	L	W	L	
1	1	11/19/1999		qtr	1		Konawaena	47	14	33			1										1		1		
	2	11/26/1999		semi	1		Baldwin	27	12	15					1								1		1		
	3	12/4/1999		final		1	Saint Louis	0	19	-19		2											1			1	
2	4	11/17/2000		qtr	1		Waimea	43	17	26			1										1		1		
	5	11/24/2000		semi	1		Kaimuki	41	26	15					1								1		1		
	6	12/1/2000		final	1		Saint Louis	26	20	6		1					1						1		1		
3	7	11/16/2001		qtr	1		Lahainaluna	57	14	43			1										1		1		
	8	11/23/2001		semi	1		Waimea	21	7	14					1								1		1		
	9	11/30/2001		final	1		Saint Louis	21	14	7		1					1						1		1		
4	10	11/21/2003		qtr	1		Kauai	41	3	38			1										1		1		
	11	11/28/2003		semi	1		Farrington	35	7	28					1								1		1		
	12	12/5/2003		final	1		Saint Louis	27	26	1		1					1						1		1		
5	13	11/26/2004	*	semi		1	Leilehua	14	17	-3		x				1							1			1	
6	14	11/26/2005	1	semi	1		Waianae	43	0	43					1								1		1		
	15	12/2/2005		final	1		Punahou (3)	28	21	7		1					1						1		1		
7	16	11/24/2006	2	semi	1		Baldwin (3)	22	20	2					1								1		1		
	17	12/2/2006		final	1		Saint Louis (1)	7	6	1		1					1						1		1		
8	18	11/28/2008	2	semi		1	Leilehua	10	17	-7	1	x				1							1			1	
9	19	11/27/2009	1	semi	1		Farrington	9	6	3	1				1								1		1		
	20	12/4/2009		final		1	KS Kapalama (2)	21	34	-13		2						1					1			1	
10	21	11/18/2011	1	semi	1		Leilehua	13	10	3	2				1								1		1		
	22	11/25/2011		final	1		Punahou (2)	30	24	6		1					1						1		1		
11	23	11/16/2012	1	semi	1		Farrington	47	14	33					1								1		1		
	24	11/23/2012		final	1		Punahou (2)	42	20	22		1					1						1		1		
12	25	11/7/2014		qtr	1		Hilo	20	10	10			1										1		1		
	26	11/15/2014		semi		1	Punahou (1)	10	13	-3		x				1							1			1	
13	27	11/13/2015	1	semi	1		Waianae	13	0	13					1								1		1		
	28	11/20/2015		final	1		Saint Louis (2)	39	14	25		1					1						1		1		
										0																	
TOTAL					23	5		754	405	349				5	0	10	3	8	2	0	0	0	0	23	5	23	5

Kaimuki

App	Game	Date	Seed	Round	W	L	Opponent	PF	PA	Pt Diff	OT	Finish	Qtrs		Semi		Final		Home		Away		Neutral		Aloha Stad.		
													W	L	W	L	W	L	W	L	W	L	W	L	W	L	
1	1	11/17/2000		qtr	1		Hilo	20	0	20			1														
	2	11/24/2000		semi		1	Kahuku	26	41	-15					1								1			1	
										0																	
										0																	
										0																	
										0																	
										0																	
										0																	
										0																	
										0																	
										0																	
										0																	
										0																	
										0																	
										0																	
										0																	
										0																	
										0																	
										0																	
										0																	
										0																	
										0																	
										0																	
										0																	
		TOTAL			1	1		46	41	5			1	0	0	1	0	0	0	0	1	0	1	0	0	1	

Kapaa

App	Game	Date	Seed	Round	W	L	Opponent	PF	PA	Pt Diff	OT	Finish	Qtrs		Semi		Final		Home		Away		Neutral		Aloha Stad.	
													W	L	W	L	W	L	W	L	W	L	W	L	W	L
1	1	11/11/2022	5	qtr		1	Waipahu (4)	41	49	-8		x		1												
2	2	11/11/2023	5	qtr	1		Lahainaluna (4)	29	28	1			1									1				
	3	11/18/2023		semi		1	Konawaena (1)	37	19	18					1								1			
										0																
										0																
										0																
										0																
										0																
TOTAL					1	2		107	96	11			1	1	0	1	0	0	0	0	1	2	0	0	0	0

Lahainaluna

App	Game	Date	Seed	Round	W	L	Opponent	PF	PA	Pt Diff	OT	Finish	Qtrs		Semi		Final		Home		Away		Neutral		Aloha Stad.	
													W	L	W	L	W	L	W	L	W	L	W	L	W	L
1	1	11/16/2001		qtr		1	Kahuku	14	57	-43		x											1			1
2	2	11/19/2004		qtr	1		Mililani	41	34	7			1							1						
	3	11/26/2004		semi		1	KS Kapalama	6	21	-15		x			1									1		1
3	4	12/17/2021	1	semi	1		Konawaena (4)	30	7	23				1									1			
	5	12/23/2021		final		1	Iolani (2)	38	0	38		2					1						1			
4	6	11/11/2022	3	qtr		1	Aiea	10	30	-20		x								1						
5	7	11/11/2023	4	qtr		1	Kapaa (5)	28	29	-1		x								1						
										0																
										0																
										0																
										0																
										0																
										0																
										0																
										0																
										0																
										0																
										0																
										0																
										0																
										0																
										0																
										0																
										0																
										0																
										0																
TOTAL					2	5		167	178	-11			1	3	1	1	0	1	1	2	0	0	1	3	0	2

Maui

App	Game	Date	Seed	Round	W	L	Opponent	PF	PA	Pt Diff	OT	Finish	Qtrs		Semi		Final		Home		Away		Neutral		Aloha Stad.	
													W	L	W	L	W	L	W	L	W	L	W	L	W	L
1	1	11/17/2000		qtr	1		Waianae	0	21	-21		x	1						1							
2	2	11/7/2014	3	qtr	1		Farrington	6	22	-16		x	1										1			1
3	3	11/4/2017		semi	1		Hilo (1)	7	26	-19		x		1							1					
4	4	11/9/2018		semi	1		Hilo (1)	24	35	-11		x		1									1			
										0																
										0																
										0																
										0																
										0																
										0																
										0																
										0																
										0																
										0																
										0																
										0																
										0																
										0																
										0																
										0																
										0																
										0																
										0																
										0																
										0																
										0																
										0																
										0																
										0																
										0																
										0																
										0																
										0																
		TOTAL			0	4		37	104	-67			0	2	0	2	0	0	0	1	0	1	0	2	0	1

Waiakea

App	Game	Date	Seed	Round	W	L	Opponent	PF	PA	Pt Diff	OT	Finish	Qtrs		Semi		Final		Home		Away		Neutral		Aloha Stad.		
													W	L	W	L	W	L	W	L	W	L	W	L	W	L	
1	1	11/16/2001		qtr	1		Kailua	6	53	-47		x	1						1								
2	2	11/4/2016		qtr	1		Campbell (2)	0	48	-48		x	1								1						
										0																	
										0																	
										0																	
										0																	
										0																	
										0																	
										0																	
										0																	
										0																	
										0																	
										0																	
										0																	
										0																	
										0																	
										0																	
										0																	
										0																	
										0																	
										0																	
										0																	
										0																	
										0																	
										0																	
										0																	
										0																	
		TOTAL			0	2		6	101	-95			0	2	0	0	0	0	0	0	1	0	1	0	0	0	0

Waimea

App	Game	Date	Seed	Round	W	L	Opponent	PF	PA	Pt Diff	OT	Finish	Qtrs		Semi		Final		Home		Away		Neutral		Aloha Stad.		
													W	L	W	L	W	L	W	L	W	L	W	L	W	L	
1	1	11/19/1999		qtr	1		Kailua	20	18	2			1						1								
	2	11/26/1999		semi		1	Saint Louis	56	0	56		x			1								1		1		1
2	3	11/17/2000		qtr		1	Kahuku	17	43	-26		x		1									1		1		1
3	4	11/16/2001		qtr	1		Castle	41	20	21			1							1							
	5	11/23/2001		semi		1	Kahuku	7	21	-14		x			1								1		1		1
4	6	11/22/2002		qtr	1		Kailua	24	21	3			1							1							
	7	11/29/2002		semi		1	Saint Louis	0	51	-51		x			1								1		1		1
										0																	
										0																	
										0																	
										0																	
										0																	
										0																	
										0																	
										0																	
										0																	
										0																	
										0																	
										0																	
										0																	
										0																	
										0																	
										0																	
										0																	
										0																	
										0																	
										0																	
										0																	
										0																	
										0																	
										0																	
										0																	
										0																	
										0																	
	TOTAL				3	4		165	174	-9			3	1	0	3	0	0	3	0	0	3	0	4	0	4	



Waimea won their second consecutive Division 2 state title with a 31-28 win over KS Maui (ScoringLive photo)

Division 2 Records

HHSAA DIVISION 2 FOOTBALL YEAR-BY-YEAR CHAMPIONS

Year	Champion	League	Head Coach	Score	Runner-up	Semifinalists
2003	Aiea	OIA	Wendell Say	9-7	Damien	Lahainaluna, Waimea
2004	Campbell	OIA	Tumana Kenessey	28-7	Iolani	Hawaii Prep, Kauai
2005	Iolani	ILH	Wendell Look	34-20	Radford	KS-Maui, Moanalua
2006	King Kekaulike	MIL	J.W. Kenton	33-20	Kauai	Iolani, Waipahu
2007	Iolani	ILH	Wendell Look	28-21	Lahainaluna	Kaimuki, Kauai
2008	Iolani	ILH	Wendell Look	35-20	Radford	Campbell, Lahainaluna
2009	Iolani	ILH	Wendell Look	24-17	Kauai	Aiea, Hawaii Prep
2010	Iolani	ILH	Wendell Look	49-14	Kaimuki	Kauai, Lahainaluna
2011	Iolani	ILH	Wendell Look	34-0	Waipahu	Kapaa, Lahainaluna
2012	Iolani	ILH	Wendell Look	36-33	Lahainaluna	Nanakuli, Radford
2013	Kaiser	OIA	Rich Miano	17-4	Kauai	Lahainaluna, Iolani
2014	Iolani	ILH	Wendell Look	31-14	Lahainaluna	KS Hawaii, Kapaa
2015	Radford	OIA	Fred Salanoa	30-16	Kapaa	Lahainaluna, Konawaena
2016	Lahainaluna	MIL	Robert Watson Grant Tihada	21-14	Kapaa	Damien, Konawaena
2017	Lahainaluna	MIL	Robert Watson Grant Tihada	75-69 (7OT)	Konawaena	Iolani, Waipahu
2018	Lahainaluna	MIL	Robert Watson Grant Tihada	34-32	Kapaa	Roosevelt, Kaimuki
2019	Lahainaluna	MIL	Dean Rickard Robert Watson	21-10	Kapaa	Roosevelt, Kaimuki
2020	(No tournament)					
2021	Kapaa	KIF	Mike Tresler	61-7	KS Maui	Kaiser, Hawaii Prep
2022	Waimea	KIF	Kyle Linoz	32-6	King Kekaulike	Nanakuli, Honokaa
2023	Waimea (2)	KIF	Kyle Linoz	31-28	KS Maui	Pac-Five, Roosevelt
2024						

ALL-TIME DIVISION 2 FOOTBALL SCORES

D2 - 2003 (Quarterfinals)	(Semifinals)	(Championship)
<u>Nov. 21</u> <u>At Aiea High School</u> Damien 20, Kapolei 13 <u>Nov. 22</u> <u>At War Memorial Stadium</u> Lahainaluna 21, Hawaii Prep 13 (Byes—Aiea, Waimea)	<u>Nov. 28</u> <u>At Vindiha Stadium</u> Damien 17, Waimea 13 <u>At Kuniakea Stadium, KSK</u> Aiea 24, Lahainaluna 14	<u>Dec. 5 at Aloha Stadium</u> Aiea 9, Damien 7
D2 - 2004 (Quarterfinals)	(Semifinals)	(Championship)
<u>Nov. 19</u> <u>At Vindiha Stadium</u> Kauai 49, Pac-Three 7 <u>At Radford High School</u> Hawaii Prep 41, Waipahu 16 (Byes—#1 Iolani, #2 Campbell)	<u>Nov. 26</u> <u>At Moanalua High School</u> #2 Campbell 29, Kauai 20 <u>At Kuniakea Stadium, KSK</u> #1 Iolani 17, Hawaii Prep 7	<u>Dec. 3 at Aloha Stadium</u> #2 Campbell 28, #1 Iolani 7
D2 - 2005 (Quarterfinals)	(Semifinals)	(Championship)
<u>Nov. 18</u> <u>At Moanalua High School</u> Moanalua 34, KS Hawaii 20 <u>At Hanapepe Stadium</u>	<u>Nov. 26</u> <u>At Iolani School</u> #1 Iolani 48, Moanalua 20 <u>At Radford High School</u>	<u>Dec. 2 at Aloha Stadium</u> #1 Iolani 34, #2 Radford 20

KS Maui 14, Kauai 7 (Byes—#1 Iolani, #2 Radford)	#2 Radford 37, KS Maui 27	
<u>D2 - 2006 (Quarterfinals)</u>	<u>(Semifinals)</u>	<u>(Championship)</u>
<u>Nov. 17</u> <u>At Kamehameha Schools Hawaii</u> Waipahu 27, KS Hawaii 12 <u>At Iolani School</u> Iolani 41, Kaimuki 40 (Byes—#1 Kauai, #2 King Kekaulike)	<u>Nov. 24</u> <u>At Vindiha Stadium</u> #1 Kauai 17, Waipahu 6 <u>At War Memorial Stadium</u> #2 King Kekaulike 38, Iolani 37	<u>Dec. 1 at Aloha Stadium</u> #2 King Kekaulike 33, #1 Kauai 20
<u>D2 - 2007 (Quarterfinals)</u>	<u>(Semifinals)</u>	<u>(Championship)</u>
<u>Nov. 17</u> <u>At Kaiser High School</u> Kaimuki 22, KS Hawaii 0 <u>At Vindiha Stadium</u> Kauai 40, Roosevelt 9 (Byes—#1 Lahainaluna, #2 Iolani)	<u>Nov. 24</u> <u>At War Memorial Stadium</u> #1 Lahainaluna 52, Kaimuki 20 <u>At Iolani School</u> #2 Iolani 35, Kauai 21	<u>Nov. 30 at Aloha Stadium</u> #2 Iolani 28, #1 Lahainaluna 21
<u>D2 - 2008 (Quarterfinals)</u>	<u>(Semifinals)</u>	<u>(Championship)</u>
<u>Nov. 21</u> <u>At Konawaena High School</u> Campbell 25, Konawaena 15 <u>At Vindiha Stadium</u> Radford 17, Kauai 7 (Byes—#1 Iolani, #2 Lahainaluna)	<u>Nov. 28</u> <u>At Roosevelt High School</u> #1 Iolani 24, Campbell 6 <u>At War Memorial Stadium</u> Radford 33, #2 Lahainaluna 27	<u>Dec. 5 at Aloha Stadium</u> #1 Iolani 35, Radford 20
<u>D2 - 2009 (Quarterfinals)</u>	<u>(Semifinals)</u>	<u>(Championship)</u>
<u>Nov. 20</u> <u>At Aiea High School</u> Aiea 20, Lahainaluna 12 <u>At Moanalua High School</u> Hawaii Prep 17, Moanalua 14 (Byes—#1 Iolani, #2 Kauai)	<u>Nov. 27</u> <u>At Radford High School</u> #1 Iolani 21, Aiea 7 <u>At Vindiha Stadium</u> #2 Kauai 28, Hawaii Prep 14	<u>Dec. 4 at Aloha Stadium</u> #1 Iolani 24, #2 Kauai 17
<u>D2 - 2010 (Quarterfinals)</u>	<u>(Semifinals)</u>	<u>(Championship)</u>
<u>Nov. 12</u> <u>At Kamehameha Schools Hawaii</u> Kaimuki 14, KS Hawaii 9 <u>Nov. 13</u> <u>At Vindiha Stadium</u> Kauai 17, Kalaheo 13 (Byes—#1 Iolani, #2 Lahainaluna)	<u>Nov. 19</u> <u>At War Memorial Stadium</u> Kaimuki 28, #2 Lahainaluna 27 <u>Nov. 20</u> <u>At Iolani School</u> #1 Iolani 14, Kauai 0	<u>Nov. 26 at Aloha Stadium</u> #1 Iolani 49, Kaimuki 14
<u>D2 - 2011 (Quarterfinals)</u>	<u>(Semifinals)</u>	<u>(Championship)</u>
<u>Nov. 12</u> <u>At Vindiha Stadium</u> Kapaa 7, Pearl City 0 <u>At War Memorial Stadium</u> Lahainaluna 23, Konawaena 6 (Byes—#1 Iolani, #2 Waipahu)	<u>Nov. 18</u> <u>At Waipahu High School</u> #2 Waipahu 19, Lahainaluna 14 <u>Nov. 19</u> <u>At Iolani School</u> #1 Iolani 17, Kapaa 13	<u>Nov. 25 at Aloha Stadium</u> #1 Iolani 34, #2 Waipahu 0

D2 - 2012 (Quarterfinals)	(Semifinals)	(Championship)
Nov. 10 <u>At Vindiha Stadium</u> Radford 22, Kauai 21 <u>At Konawaena High School</u> Nanakuli 25, Konawaena 23 (Byes—#1 Iolani, #2 Lahainaluna)	Nov. 17 at Aloha Stadium #2 Lahainaluna 28, Nanakuli 0 #1 Iolani 43, Radford 0	Nov. 23 at Aloha Stadium #1 Iolani 36, #2 Lahainaluna 33
D2 - 2013 (Quarterfinals)	(Semifinals)	(Championship)
Nov. 9 <u>At Kaiser High School</u> Kaiser 59, Konawaena 6 <u>At Vindiha Stadium</u> Kauai 13, Pearl City 7 (Bye—#1 Lahainaluna, #2 Iolani)	Nov. 16 <u>At War Memorial Stadium</u> Kaiser 20, #1 Lahainaluna 9 <u>At Iolani School</u> Kauai 28, #2 Iolani 7	Nov. 23 at Aloha Stadium Kaiser 17, Kauai 3
D2 - 2014 (Quarterfinals)	(Semifinals)	(Championship)
Nov. 8 <u>At Kamehameha Schools Hawaii</u> KS Hawaii 42, Nanakuli 20 <u>At Vindiha Stadium</u> Kapaa 30, Pearl City 22 (Bye—#1 Lahainaluna, #2 Iolani)	Nov. 15 <u>At War Memorial Stadium</u> #1 Lahainaluna 52, KS Hawaii 7 <u>At Iolani School</u> #2 Iolani 29, Kapaa 24	Nov. 21 at Aloha Stadium #2 Iolani 31, #1 Lahainaluna 14
D2 - 2015 (Quarterfinals)	(Semifinals)	(Championship)
Nov. 7 <u>At Lahainaluna High School</u> Lahainaluna 7, Kaimuki 0 <u>At Konawaena High School</u> Konawaena 42, Damien 33 (Bye—#1 Kapaa, #2 Radford)	Nov. 14 <u>At Vindiha Stadium</u> #1 Kapaa 24, Lahainaluna 0 <u>At Roosevelt High School</u> #2 Radford 48, Konawaena 46	Nov. 20 at Aloha Stadium #2 Radford 30, #1 Kapaa 16
D2 - 2016 (Quarterfinals)	(Semifinals)	(Championship)
Nov. 4 <u>At Campbell High School</u> Damien 40, Waialua 0 <u>At War Memorial Stadium</u> Lahainaluna 52, Waipahu 14 (Bye—#1 Kapaa, #2 Konawaena)	Nov. 12 <u>At Vindiha Stadium</u> #1 Kapaa 21, Damien 14 <u>At Konawaena High School</u> Lahainaluna 28, #2 Konawaena 14	Nov. 19 at Aloha Stadium Lahainaluna 21, #1 Kapaa 14
D2 - 2017	(Semifinals)	(Championship)
	Nov. 3 <u>At War Memorial Stadium</u> #1 Lahainaluna 35, Iolani 27 <u>At Konawaena High School</u> #2 Konawaena 53, Waipahu 50	Nov. 18 at Aloha Stadium #1 Lahainaluna 75, #2 Konawaena 69 (7OT)
D2 - 2018 (Quarterfinals)	(Semifinals)	(Championship)
Nov. 10 <u>At Roosevelt High School</u> #4 Roosevelt 20, Pac-Five 7 <u>At KS Hawaii</u> Kaimuki 28, #3 KS Hawaii 27	Nov. 17 <u>At Lahainaluna High School</u> #1 Lahainaluna 48, Roosevelt 10 <u>At Vidinha Stadium</u> #2 Kapaa 20, Kaimuki 12	Nov. 24 at Aloha Stadium #1 Lahainaluna 34, #2 Kapaa 32

<u>D2 - 2019 (Quarterfinal)</u>	<u>(Semifinals)</u>	<u>(Championship)</u>
<u>Nov. 16</u> <u>At KS Hawaii</u> Roosevelt 31, #4 KS Hawaii 7	<u>Nov. 23</u> <u>At Lahainaluna High School</u> #1 Lahainaluna 35 Roosevelt 0 <u>At Vidinha Stadium</u> #2 Kapaa 35, #3 Kaimuki 28	<u>Nov. 29 at Aloha Stadium</u> #1 Lahainaluna 21, #2 Kapaa 10 Attendance: 11,597
<u>2020</u>		
<u>(No tournament)</u>		
<u>2021</u>		
	<u>(Semifinals)</u> <u>Dec. 22</u> <u>At Farrington High School</u> #1 Kapaa 51, #4 Hawaii Prep 0 #3 KS Maui 48, #2 Kaiser 24	<u>(Championship)</u> <u>Dec. 30</u> <u>At Farrington High School</u> #1 Kapaa 61, #3 KS Maui 7 Attendance: 644
<u>2022 (Quarterfinal)</u>		
<u>Nov. 12</u> <u>At Hanapepe Stadium</u> #3 Waimea 48, Kaiser 7 <u>At Nanakuli</u> #4 Nanakuli 38, #5 Pac-5 6	<u>(Semifinals)</u> <u>Nov. 19</u> <u>At King Kekaulike</u> #1 King Kekaulike 20, Nanakuli 0 <u>At Honokaa</u> #3 Waimea 17, #2 Honokaa 0	<u>(Championship)</u> <u>Nov. 26 at Mililani High School</u> #3 Waimea 45, #1 King Kekaulike 6 Attendance: 1,724
<u>2023 (Quarterfinal)</u>		
<u>Nov. 10</u> <u>At Roosevelt</u> #3 Pac-Five 32, Kaimuki 7 #4 Roosevelt 19, #5 KS Hawaii 14	<u>(Semifinals)</u> <u>Nov. 18</u> <u>At Hanapepe Stadium</u> #1 Waimea 13, #4 Roosevelt 10 <u>At KS Maui</u> #2 KS Maui 31, #3 Pac-Five 10	<u>(Championship)</u> <u>Nov. 25 at Mililani</u> #1 Waimea 31, #2 KS Maui 28 Attendance: 1,386
<u>2024 (Quarterfinal)</u>		
	<u>(Semifinals)</u>	<u>(Championship)</u>

DIVISION 2 TEAM AND INDIVIDUAL RECORDS

(QF) – Quarterfinals; (SF) – Semifinals; (CH) – Championship game

TEAM RECORDS

Most Points (Game):

[QF] 59 Kaiser vs. Konawaena, 11/9/2013
[SF] 53 Konawaena vs. Waipahu (50),
11/3/2017
[CH] 75 Lahainaluna vs. Konawaena (69)
(7OT), 11/18/2017

Most Points (1st Half):

[QF] 42 Kauai vs. Pac-3, 11/19/2004
[SF] 45 Lahainaluna vs. KS-Hawaii,
11/15/2014
[CH] 38 Kapaa vs. KS Maui, 12/30/2021

Most Points (2nd Half):

[QF] 33 Kauai vs. Roosevelt, 11/17/2007
[SF] 31 Waipahu vs. Konawaena, 11/3/2017
[CH] 25 Konawaena vs. Lahainaluna,
11/18/2017

Most Points (1st Quarter):

[QF] 35 Kauai vs. Pac-3, 11/19/2004
[SF] 21 Radford vs. Konawaena, 11/14/2015;
Konawaena vs. Waipahu, 11/3/2017
[CH] 20 King Kekaulike vs. Kauai, 12/1/2006

Most Points (2nd Quarter):

[QF] 27 lolani vs. Kaimuki, 11/18/2006
[SF] 30 Lahainaluna vs. Kaimuki, 11/24/2007
[CH] 24 Kapaa vs. KS Maui, 12/30/2021

Most Points (3rd Quarter):

[QF] 21 Waimea vs. Aiea, 11/12/2022
[SF] 29 Konawaena vs. Waipahu, 11/3/2017
[CH] 21 lolani vs. Kaimuki, 11/26/2010

Most Points (4th Quarter):

[QF] 21 Damien vs. Konawaena, 11/7/2015
[SF] 21 Kauai vs. Hawaii Prep, 11/27/2009
[CH] 18 Konawaena vs. Lahainaluna,
11/18/2017

Most Points (2 teams):

[QF] 81 lolani (41) vs. Kaimuki (40),
11/17/2006
[SF] 103 Konawaena (53) vs. Waipahu (50),
11/3/2017
[CH] 144 Lahainaluna (75) vs. Konawaena
(69) (7OT), 11/18/2017

Fewest Points (2 teams):

[QF] 7 Kapaa (7) vs. Pearl City (0),
11/12/2011; Lahainaluna (7) vs. Kaimuki (0),
11/7/2015
[SF] 14 lolani (14) vs. Kauai (0), 11/19/2011
[CH] 16 Aiea (9) vs. Damien (7), 12/5/2003

Most Points (winning team):

[QF] 59 Kaiser vs. Konawaena, 11/9/2013
[SF] 53 Konawaena (53) vs. Waipahu (50),
11/3/2017
[CH] 75 Lahainaluna vs. Konawaena (69)
(7OT), 11/18/2017

Most Points (losing team):

[QF] 40 Kaimuki vs. lolani (41), 11/17/2006
[SF] 50 Waipahu (50) vs. Konawaena (53),
11/3/2017
[CH] 69 Konawaena vs. Lahainaluna,
11/18/2017 (7OT)

Fewest Points (winning team):

[QF] 7 Kapaa vs. Pearl City (0), 11/12/2011;
Lahainaluna (7) vs. Kaimuki (0), 11/7/2015
[SF] 13 Waimea vs. Roosevelt (10),
11/18/2023
[CH] 9 Aiea vs. Damien (7), 12/5/2003

Fewest Points (losing team):

[QF] 0 (on 4 occasions) last by Waiialua vs.
Damien (40), 11/4/2016
[SF] 0 (on 5 occasions, last by Honokaa-
Waimea, Nanakuli-King Kekaulike, 11/19/2022)
[CH] 0 Waipahu vs. lolani (34), 11/25/2011

Largest Margin of Victory:

[QF] 53 Kaiser (59) vs. Konawaena (6),
11/9/2013
[SF] 51 Kapaa (51) vs. Hawaii Prep (0),
12/22/2021
[CH] 54 Kapaa (61) vs. KS Maui (7),
12/30/2021

Smallest Margin of Victory:

[QF] 1 lolani (41) vs. Kaimuki (40), 11/17/2006;
Kaimuki (28) vs. KS Hawaii (27), 11/10/2018
[SF] 1 King Kekaulike (38) vs. lolani (37),
11/24/2006
[CH] 2 Lahainaluna (34) vs. Kapaa (32), 2018

Most First Downs:

[CH] 36 Konawaena vs. Lahainaluna,
11/18/2017

Fewest First Downs:

[CH] 6 King Kekaulike vs. Kauai, 12/1/2006

Most First Downs (2 teams):

[CH] 56 Konawaena (36) vs. Lahainaluna (20),
11/18/2017

Fewest First Downs (2 teams)

[CH] 17 Kauai (9) vs. Kaiser (8), 11/23/2013

Most Rushing Attempts:

[QF] 55 Lahainaluna vs. Konawaena,
11/12/2011

[SF] 65 Kapaa vs. Lahainaluna, 11/14/2015

[CH] 72 Lahainaluna vs. Konawaena,
11/18/2017

Fewest Rushing Attempts:

[QF] 8 Kaiser vs. Waimea, 11/12/2022

[SF] 12 Iolani vs. Kauai, 11/16/2013

[CH] 17 Kauai vs. Iolani, 12/4/2009

Most Rushing Yards:

[QF] 398 Waimea vs. Kaiser, 11/12/2022

[SF] 425 King Kekaulike vs. Iolani, 11/24/2006

[CH] 477 Kapaa vs. KS Maui, 12/30/2021

Fewest Rushing Yards:

[QF] Minus-15 Waialua vs. Damien, 11/4/2016

[SF] Minus-29 Iolani vs. Kauai, 11/16/2013

[CH] Minus-47 Kapaa vs. Radford, 11/20/2015

Most Rushing TDs:

[QF] 6 Waimea vs. Kaiser, 11/12/2022

[SF] 5 King Kekaulike vs. Iolani, 11/24/2006;

Kapaa vs. Hawaii Prep, 12/22/2021

[CH] 7 Kapaa vs. KS Maui, 12/30/2021

Most Passes Attempted:

[QF] 48 Pearl City vs. Kapaa, 11/08/2014

[SF] 53 Konawaena vs. Waipahu, 11/03/2017

[CH] 55 Konawaena vs. Lahainaluna,
11/18/2017

Fewest Passes Attempted:

[QF] 2 Lahainaluna vs. Kaimuki, 11/7/2015;

Waimea vs. Kaiser, 11/12/2022

[SF] 1 Lahainaluna vs. Iolani, 11/3/2017

[CH] 0 Waimea vs. KS Maui, 11/25/2023

Most Passes Completed:

[QF] 28 Pearl City vs. Kapaa, 11/08/2014

[SF] 30 Konawaena vs. Waipahu, 11/03/2017

[CH] 33 Konawaena vs. Lahainaluna,
11/18/2017

Fewest Passes Completed:

[QF] 0 Pac-Three vs. Kauai, 11/19/2004;
Lahainaluna vs. Konawaena, 11/12/2011;
Lahainaluna vs. Kaimuki, 11/7/2015

[SF] 0 Kapaa vs. Damien, 11/12/2016;
Lahainaluna vs. Konawaena, 11/12/2016;
Lahainaluna vs. Iolani, 11/3/2017,
Waimea vs. Roosevelt, 11/18/2023

[CH] 0 Lahainaluna vs. Kapaa, 11/29/2019,
Waimea vs. KS Maui, 11/25/2023

Most Passes Intercepted:

[QF] 7 Konawaena vs. Lahainaluna,
11/12/2011

[SF] 6 Campbell vs. Iolani, 11/29/2008

[CH] 4 Kauai vs. King Kekaulike, 12/1/2006

Most Passing Yards:

[QF] 296 Damien vs. Konawaena, 11/7/2015

[SF] 370 Konawaena vs. Waipahu, 11/03/2017

[CH] 299 Iolani vs. Lahainaluna, 11/23/2012

Fewest Passing Yards:

[QF] 0 Pac-Three vs. Kauai, 11/19/2004;
Lahainaluna vs. Konawaena, 11/12/2011;
Lahainaluna vs. Kaimuki, 11/7/2015

[SF] 0 Kapaa vs. Damien, 11/12/2016;
Lahainaluna vs. Konawaena, 11/12/2016;
Lahainaluna vs. Iolani, 11/3/2017,
Waimea vs. Roosevelt, 11/18/2023

[CH] 0 Waipahu vs. Iolani, 11/25/2011;
Lahainaluna vs. Kapaa, 11/29/2019,
Waimea vs. KS Maui, 11/25/2023

Most Touchdown Passes:

[QF] 5 Kauai vs. Pac-Three, 11/19/2004

[SF] 5 Iolani vs. King Kekaulike, 11/24/2006

[CH] 5 Iolani vs. Kaimuki, 11/20/2010; Iolani
vs. Lahainaluna, 11/23/2012

Most Total Offensive Plays:

[QF] 85 Kaimuki vs. Iolani, 11/17/2006 (54
rush, 31 pass)

[SF] 92 Radford vs. Konawaena, 11/14/2015
(60 rush, 32 pass)

[CH] 123 Konawaena vs. Lahainaluna,
11/18/2017 (68 rush, 55 pass)

Fewest Total Offensive Plays:

[QF] 34 Pac-Thee vs. Kauai, 11/19/2004 (27 rush, 7 pass)
 [SF] 38 Pac-Five vs. KS Maui, 11/18/2023 (17 rush, 21 pass)
 [CH] 35 Iolani vs. Radford, 12/5/2008 (24 rush, 11 pass)

Most Total Offensive Yards:

[QF] 513 Kaimuki vs. Iolani, 11/17/2006
 [SF] 676 Waipahu vs. Konawaena, 11/3/2017
 [CH] 553 Kapaa vs. KS Maui, 12/30/2021

Fewest Total Offensive Yards:

[QF] 44 Waialua vs. Damien, 11/4/2016
 [SF] 16 Lahainaluna vs. Kapaa, 11/14/2015
 [CH] 39 Kapaa vs. Radford, 11/20/2015

Most Fumbles:

[QF] 6 Kaimuki vs. Pac-Five, 11/10/2023
 [SF]
 [CH] 9 Radford vs. Kapaa, 11/20/2015

Most Fumbles-Lost:

[QF] 6 Kaimuki vs. Pac-Five, 11/10/2023
 [SF]
 [CH] 4 Konawaena vs. Lahainaluna, 11/18/2017

Most Turnovers:

[QF] 9 Kaimuki vs. Pac-Five, 11/10/2023 (6 fumb. 3 int.)
 [SF]
 [CH] 6 Kauai vs. King Kekaulike, 12/1/2006 (4 int., 2 fumb.)

Most Penalties:

[QF] 14 Nanakuli vs. Pac-Five, 11/12/2022
 [SF] 13 KS Maui vs. Pac-Five, 11/18/2023
 [CH] 12 Damien vs. Aiea, 12/5/2003

Most Penalties (2 teams):

[CH] 27 Konawaena (14) vs. Lahainaluna (13), 11/18/2017

Fewest Penalties:

[CH] 1 Iolani vs. Lahainaluna, 11/21/2014 (5 yards)

Fewest Penalties (2 teams):

[CH] 4 Kauai (2) vs. Iolani (2), 12/4/2009

Most Penalty Yardage:

[QF] 160 Nanakuli vs. Pac-Five, 11/12/2022
 [SF] 114 KS Maui vs. Pac-Five, 11/18/2023
 [CH] 117 Damien vs. Aiea, 12/5/2003

Most Penalty Yardage (2 teams):

[QF] 206 Nanakuli (160) vs. Pac-5 (46), 11/12/2022
 [CH] 201 Konawaena (90) vs. Lahainaluna (111), 11/18/2017

Fewest Penalty Yardage:

[CH] 14 Iolani vs. Radford, 12/2/2005

Fewest Penalty Yardage (2 teams):

[CH] 30 Kauai (15) vs. Iolani (15), 12/4/2009;
 Iolani vs. Lahainaluna, 11/21/2014

INDIVIDUAL RECORDS

Most Rushes

- [QF] 42 Billy Masima, Kaimuki vs. Lahainaluna, 11/7/2015 (173 yards)
32 Michael Kopra, Hawaii Prep vs. Waipahu, 11/19/2004 (201 yards)
- [SF] 42 Alfred Failauga, Waipahu vs. Konawaena, 11/3/2017 (283 yards)
33 Chester Sua, Kaimuki vs. Lahainaluna, 11/19/2010 (229 yards)
- [CH] 42 Chancey Mariani-Louis, Konawaena vs. Lahainaluna 11/18/2017 (191 yards)
36 Joshua Tihada, Lahainaluna vs. Kapaa, 11/29/2019 (310 yards)
34 Ammon Baldomero, Iolani vs. Kauai, 12/6/2009 (108 yards)
30 Alex Daniels, Radford vs. Iolani, 12/2/2005 (138 yards)

Most Yards Rushing

- [QF] 274 Michael Kopra, Hawaii Prep vs. Lahainaluna, 11/22/2003 (22 attempts)
263 Algene Kelekolio, Konawaena vs. Damien, 11/7/2015 (27 attempts)
230 Aukai Emayo, Waimea vs. Kaiser, 11/12/2022 (26 attempts)
201 Michael Kopra, Hawaii Prep vs. Waipahu, 11/19/2004 (32 attempts)
- [SF] 283 Alfred Failauga, Waipahu vs. Konawaena, 11/3/2017 (42 attempts)
229 Chester Sua, Kaimuki vs. Lahainaluna, 11/19/2010 (33 attempts)
- [CH] 310 Joshua Tihada, Lahainaluna vs. Kapaa, 11/29/2019 (36 attempts)
217 Mike Hirokawa, Iolani vs. Radford, 12/2/2005 (23 attempts)
197 Ryno Banasihan, Kapaa vs. Lahainaluna, 11/24/2018 (25 attempts)

Best Avg. per Carry

- [QF] (min. 5 att.) 14.5 Adam Francisco, Moanalua vs. Hawaii Prep, 11/21/2009 (6-87)
(min. 10 att.) 12.45 Michael Kopra, Hawaii Prep vs. Waipahu, 11/22/2003 (22-274)
(min. 20 att.) 12.45 Michael Kopra, Hawaii Prep vs. Waipahu, 11/22/2003 (22-274)
- [SF] (min. 5 att.) 13.8 Kaneala Stanton, Campbell vs. Kauai, 11/26/2004 (5-69)
(min. 10 att.) 8.7 Stanford Leti, Moanalua vs. Iolani, 11/26/2005 (16-139)
(min. 20 att.) 7.2 Michael Douglas, King Kekaulike vs. Iolani, 11/24/2006 (27-193)
- [CH] (min. 5 att.) 11.3 Kaeala Stanton, Campbell vs. Iolani, 12/3/2004 (10-113)
(min. 10 att.) 11.3 Kaeala Stanton, Campbell vs. Iolani, 12/3/2004 (10-113)
(min. 20 att.) 9.4 Mike Hirokawa, Iolani vs. Radford, 12/2/2005 (23-217)

Most Touchdowns Rushing

- [QF] 5 Michael Kopra, Hawaii Prep vs. Waipahu, 11/19/2004 (32-201)
3 [by 4 players, Elijah Ragudo, Lahainaluna (2003); Algene Kelekolio, Konawaena (2014); Makaila Haina-Horswill, Nanakuli (2014), Aukai Emayo, Waimea (2022), Seth Miller, Pac-Five (2023)]
- [SF] 4 Alfred Failauga, Waipahu vs. Konawaena, 11/3/2017 (42-283)
3 [by 8 players]
- [CH] 5 Joshua Tihada, Lahainaluna vs. Konawaena (7OT), 11/18/2017 (24-91)
4 Chancey Mariani-Louis, Konawaena vs. Lahainaluna (7OT), 11/18/2017 (42-191)
4 Solomone Malafu, Kapaa vs. KS Maui, 12/30/2021 (4-152)

Longest TD run

- [QF] 83 Makaila Haina-Horswil, Nanakuli vs. KS Hawaii, 11/8/2014
80 Adam Francisco, Moanalua vs. Hawaii Prep, 11/20/2009
80 Tahje Canyon, Moanalua vs. Hawaii Prep, 11/20/2009
- [SF] 74 Gregorio Alip, Waipahu vs. Lahainaluna, 11/18/2011
- [CH] 98 Solomone Malafu, Kapaa vs. KS Maui, 12/30/2021
80 Kaili Arakaki, Waimea vs. KS Maui, 11/25/2023

Longest Non-scoring run

- [QF] 69 Nathan Pele-Tukumoeatu, Nanakuli vs. Pac-5, 11/12/2022
- [CH] 55 Joshua Tihada, Lahainaluna vs. Kapaa, 11/29/2019

Most Passes Attempted

- [QF] 48 Jordan Taamu, Pearl City vs. Kapaa, 11/08/2014
- 39 Brandon Howes, Konawaena vs. Kaiser, 11/09/2013
- 39 Easton Yoshino, Kaiser vs. Waimea, 11/12/2022
- [SF] 53 Austin Ewing, Konawaena vs. Waipahu, 11/03/2017
- 47 Tai-John Mizutani, Iolani vs. Lahainaluna, 11/03/2017
- [CH] 55 Austin Ewing, Konawaena vs. Lahainaluna (7OT), 11/18/2017
- 44 Andrew Renaud, Kauai vs. King Kekaulike, 12/01/2006

Most Passes Completed

- [QF] 28 Jordan Taamu, Pearl City vs. Kapaa, 11/08/2014
- 22 Easton Yoshino, Kaiser vs. Waimea, 11/12/2022
- 20 Cody Lui-Yuen, Radford vs. Kauai, 11/10/2012
- [SF] 30 Austin Ewing, Konawaena vs. Waipahu, 11/03/2017
- 28 Jayden Maiava, Kaimuki vs. Kapaa, 11/23/2019
- 27 Austin Jim On, Iolani vs. Kauai, 11/16/2013
- [CH] 33 Austin Ewing, Konawaena vs. Lahainaluna (7OT), 11/18/2017
- 22 Reece Foy, Iolani vs. Lahainaluna, 11/23/2012
- 22 Jarrett Arakawa, Iolani vs. Kauai, 12/5/2009

Most Passes Intercepted

- [QF] 7 Lii Karratti, Konawaena vs. Lahainaluna, 11/12/2011
- 4 Brandon Howes, Konawaena vs. Kaiser, 11/09/2013
- 4 Sky Ogata, Roosevelt vs. KS Hawaii, 11/16/2019
- [SF] 6 Lalo Respicio, Campbell vs. Iolani, 11/29/2018
- 5 Micah Kanehailua, KS Hawaii vs. Lahainaluna, 11/15/2014
- [CH] 4 Jarrett Arakawa, Iolani vs. Kauai, 12/05/2009
- 4 Andrew Renaud, Kauai vs. King Kekaulike, 12/01/2006

Most Yards Passing

- [QF] 296 Marcus Faufata-Pedrina, Damien vs. Konawaena, 11/07/2015
- 295 Kahoalii Karratti, Konawaena vs. Nanakuli, 11/10/2012
- [SF] 370 Austin Ewing, Konawaena vs. Waipahu, 11/03/2017
- 369 Ryan Dung, Iolani vs. King Kekaulike, 11/24/2006
- [CH] 299 Reece Foy, Iolani vs. Lahainaluna, 11/23/2012
- 297 Reece Foy, Iolani vs. Kaimuki, 11/26/2010

Most Touchdowns Passing

- [QF] 5 Keko Crowell, Kauai vs. Pac-Three, 11/19/2004
- 4 Ryan Dung, Iolani vs. Kaimuki, 11/18/2006
- [SF] 5 Ryan Dung, Iolani vs. King Kekaulike, 11/24/2006
- 5 Austin Ewing, Konawaena vs. Radford, 11/14/2015
- [CH] 5 Reece Foy, Iolani vs. Kaimuki, 11/26/2010
- 5 Reece Foy, Iolani vs. Lahainaluna, 11/23/2012

Best Completion Percentage

- [QF] (Min. 10 att.) .722 Keahi Raikes, KS Maui vs. Kauai, 11/18/2005 (13-18)
- (Min. 30 att.) .589 Cody Lui-Yuen, Radford vs. Kauai, 11/10/2015 (20-34)
- [SF] (Min. 10 att.) .765 Reece Foy, Iolani vs. Radford, 11/17/2012 (13-17)
- (Min. 10 att.) .765 Reece Foy, Iolani vs. Kauai, 11/20/2010 (13-17)
- (Min. 30 att.) .692 Austin Jim On, Iolani vs. Kauai, 11/16/2013 (27-39)
- [CH] (Min. 10 att.) .875 Austin Jim On, Iolani vs. Lahainaluna, 11/21/2014 (21-24)
- (Min. 30 att.) .733 Jarrett Arakawa, Iolani vs. Kauai, 12/5/2009 (22-30)

Longest Scoring Pass

- [QF] 66 Warner Shaw to Tavon Pegues, KS Hawaii vs. Kaimuki, 11/13/2010
- [SF] 83 Keahi Raikes to Rocky Keawekane, KS Maui vs. Radford, 11/26/2005
- 81 Easton Yoshino to Justin Kanekoa, Kaiser vs. KS Maui, 12/22/2021
- 80 Bryan Pali to Rocky Keawekane, KS Maui vs. Radford, 11/26/2005
- [CH] 78 Quintin Iriarte to Thomas Reid, Radford vs. Konawaena, 11/20/2015

Longest Non-scoring Pass

- [QF] 47 Easton Yoshino to Donovan Reis, Kaiser vs. Waimea, 11/12/2022
- [CH] 53 Makana Kamaka-Brayce to Keegan Gantala, KS Maui vs. Waimea, 11/25/2023
- 47 Jarrett Arakawa to T Tulonghari, Iolani vs. Kauai, 12/04/2009

Most Receptions

- [QF] 9 Brandon Pieper, Kapolei vs. Damien, 11/21/2003
- 9 Jameson Pasigan, Radford vs. Kauai, 11/10/2012
- [SF] 13 Jonah Miyazawa, Iolani vs. Lahainaluna, 11/03/2017
- 10 Koby Moananu, Kaimuki vs. Kapaa, 11/23/2019
- 9 Kevin Cadiente, Kauai vs. Campbell, 11/26/2004
- 9 Aarong Fong, Iolani vs. King Kekaulike, 11/24/2006
- 9 Arthur Aiwohi, Campbell vs. Iolani, 11/28/2008
- 9 Kamakana Mahiko, Kaiser vs. KS Maui, 12/22/2021
- [CH] 11 Chancey Mariani-Louis, Konawaena vs. Lahainaluna, 11/18/2017
- 9 Tyler Teruya, Iolani vs. Lahainaluna, 11/21/2014
- 9 Tyler Libarios, Konawaena vs. Lahainaluna, 11/18/2017

Most Yards Receiving

- [QF] 153 Austin Ballesteros, Damien vs. Konawaena, 11/07/2015
- 132 Kenan Gaspar, Konawaena vs. Nanakuli, 11/10/2012
- [SF] 224 Rocky Keawekane, KS Maui vs. Radford, 11/26/2005
- 193 Jonah Miyazawa, Iolani vs. Lahainaluna, 11/03/2017
- [CH] 134 Reid Furukawa, Iolani vs. Lahainaluna, 12/01/2007
- 134 Trevyn Tulonghari, Iolani vs. Kauai, 12/04/2009
- 134 Tanner Nishioka, Iolani vs. Lahainaluna, 11/23/2012

Most Yards per Reception

- [QF] (min. 3) 37.0 Domonic Morris, Konawaena vs. Nanakuli, 11/10/2012 (3-111)
- (min. 5) 30.6 Austin Ballesteros, Damien vs. Konawaena, 11/07/2015 (5-153)
- [SF] (min. 3) 56.0 Rocky Keawekane, KS Maui vs. Radford, 11/26/2005 (4-224)
- (min. 5) 27.8 Lionel Fujioka, Iolani vs. Kauai, 11/25/2007 (5-139)
- [CH] (min. 3) 44.7 Reid Furukawa, Iolani vs. Lahainaluna, 12/01/2007 (3-134)
- (min. 5) 17.0 Andrew Canoy, Damien vs. Aiea, 12/05/2003 (6-102)

Most Touchdown Receptions

- [QF] 2 [by 5 players: Kevin Cadiente, Kauai, 11/19/2004; Lionel Fujioka, Iolani, 11/18/2006; Chezz Ramos-Dias, Kaimuki, 11/18/2007; Bayley Manliguis, KS Hawaii, 11/8/2014; Bransen Apao, Damien, 11/07/2015]
- [SF] 3 Rocky Keawekane, KS Maui vs. Radford, 11/26/2005
- [CH] 3 William Bookland, Lahainaluna vs. Konawaena, 11/18/2017
- 3 Chad Hanaoka, Iolani vs. Lahainaluna, 11/23/2012

Most Total Offensive Plays

- [QF] 63 Jordan Taamu, Pearl City vs. Kapaa, 11/8/2014 (15 rush, 48 pass)
- [SF] 66 Tai-John Mizutani, Iolani vs. Lahainaluna, 11/03/2017
- [CH] 80 Austin Ewing, Konawaena vs. Lahainaluna, 11/18/2017

Most Total Offensive Yards

- [QF] 346 Marcus Faufata-Pedrina, Damien vs. Konawaena, 11/07/2015 (50 rush, 296 pass)
- [SF] 420 Tai-John Mizutani, Iolani vs. Lahainaluna, 11/03/2017 (130 rush, 290 pass)
- [CH] 334 Austin Ewing, Konawaena vs. Lahainaluna, 11/18/2017

Most Points Responsible (Total Offense)

- [QF] 36 Kekoa Crowell, Kauai vs. Pac-Three, 11/19/2004 (6 touchdowns)
- [SF] 32 Austin Ewing, Konawaena vs. Radford, 11/14/2015 (5 passing, 2 PAT)
- [CH] 30 Joshua Tihada, Lahainaluna vs. Konawaena (TOT), 11/18/2017 (5 rush)
30 Reece Foy, Iolani vs. Kaimuki, 11/26/2010 (5 pass)
30 Reece Foy, Iolani vs. Lahainaluna, 11/23/2012 (5 pass)

Most Points Scored

- [QF] 35 Michael Kopra, Hawaii Prep vs. Waipahu, 11/19/2004 (5 TD, 5 PAT)
- [SF] 28 Jared Rochas-Islas Lahainaluna vs. KS Hawaii, 11/14/2014 (3 TD, 7 PAT, 1 FG)
24 Alfred Failauga, Waipahu vs. Konawaena, 11/3/2017 (4 TD)
- [CH] 36 Solomone Malafu, Kapaa vs. KS Maui, 12/30/2021 (4 TD, 6 2-PAT)
30 Joshua Tihada, Lahainaluna vs. Konawaena (TOT), 11/18/2017 (5 TD)

Most Points Kicking

- [QF] 11 Matt Sai, Kaiser vs. Konawaena, 11/9/2013 (8 PAT, 1 FG)
- [SF] 10 Jared Rochas-Islas Lahainaluna vs. KS Hawaii, 11/14/2014 (7 PAT, 1 FG)
9 Harry Hill, Konawaena, vs. Waipahu, 11/3/2017 (6 PAT, 1 FG)
- [CH] 15 Pablo Rico, Lahainaluna vs. Konawaena, 11/18/2017 (9 PAT, 2 FG)

Most Field Goals

- [QF] 2 Journey DePeralta, Roosevelt vs. KS Hawaii, 11/10/2023
- [SF] 2 Shayden Ranis-Alameda Dela Cruz, Waimea vs. Roosevelt, 11/18/2023
- [CH] 2 Jamie Whitworth, Radford vs. Iolani, 2005; Jordan Lee, Iolani vs. Waipahu, 2011; Pablo Rico, Lahainaluna vs. Konawaena, 11/18/2017; Harry Hill, Konawaena vs. Lahainaluna, 11/18/2017; Chysen Lagunes-Rapozo, Kapaa vs. Lahainaluna, 11/24/2018

Longest Field Goal

- [QF] 37 Matt Sai, Kaiser vs. Konawaena, 11/9/2013
36 Kamaka Tauati, KS Hawaii vs. Waipahu, 11/17/2006
- [SF] 49 Brandon Puckett, Aiea vs. Lahainaluna, 11/28/2003
- [CH] 55 Chysen Lagunes-Rapozo, Kapaa vs. Lahainaluna, 11/24/2018
45 Chysen Lagunes-Rapozo, Kapaa vs. Lahainaluna, 11/24/2018
42 Pablo Rico, Lahainaluna vs. Konawaena, 11/18/2017
42 Kayden Yap, KS Maui vs. Waimea, 11/25/2023
40 Shea Shimabukuro, Kauai vs. Iolani, 12/4/2009
40 Shayden Ranis-Alameda Dela Cruz, Waimea vs. KS Maui, 11/25/2023

Most Two-Point Conversions

- [QF] 2 Nathan Pele-Tukumoeatu, Nanakuli vs. Pac-5, 11/12/2022
- [SF]
- [CH] 6 Solomone Malafu, Kapaa vs. KS Maui, 12/30/2021 (6-for-6)

Longest Kickoff Return

- [QF] 89 Nainoa Aguiar, Roosevelt vs. KS Hawaii, 11/10/2023
- [SF] 86 Kamalei Watson, Lahainaluna vs. Roosevelt, 11/17/2018
77 Thomas Butenbah-Leong, Kaiser vs. Lahainaluna, 11/16/2013
- [CH] 92 Keona Tam, Waimea vs. KS Maui, 11/25/2023
67 Breland Almadova, Iolani vs. Radford, 12/5/2008

Longest Punt

- [SF] 60 Caleb Garcia, Kaiser vs. KS Maui, 12/22/2021
- [CH] 57 Po'okela Aiu, KS Maui vs. Kapaa, 12/30/2021
- 55 La'akea Gonsalves, Kapaa vs. Lahainaluna, 11/29/2019
- 46 Tanner Nishioka, Iolani vs. Waipahu, 11/25/2011

Best Punting Average

- [QF]
- [SF] 40.2 Caleb Garcia, Kaiser vs. KS Maui, 12/22/2021 (6 punts)
- [CH] 45.0 Trevyn Tulonghar, Iolani vs. Kauai, 12/4/2009 (1 punt)
- 44.0 Po'okela Aiu, KS Maui vs. Kapaa, 12/30/2021 (6 punts)
- 43.0 Tanner Nishoka, Iolani vs. Kaimuki, 11/26/2010 (2 punts)

Longest Punt Return

- [QF] 34 Taimana Souza-Fautanu, Roosevelt vs. KS Hawaii, 11/10/2023
- 25 B. Pheiffer-Kekoa, Kaimuki vs. KS Hawaii, 11/10/2018
- [SF] 54 Tre Rickard, Lahainaluna vs. Roosevelt, 11/18/2018
- [CH] 43 Lake Casco, Lahainaluna vs. Iolani, 11/30/2007
- 26 Breland Almadova, Iolani vs. Radford, 12/5/2008

Most Interceptions

- [QF] 3 Jerome Lilio, Pac-Five vs. Kaimuki, 11/10/2023
- [SF]
- [CH]

Longest Interception Return

- [QF] 88 Sean Ouchie, Radford vs. Kauai, 11/21/2008
- [SF] 72 Kala Valasco, Kapaa vs. Hawaii Prep, 12/22/2021
- 55 Justin Jumawan-Perreira, Kauai vs. Waipahu, 11/24/2006
- [CH] 36 Reid Saito, Iolani vs. Kauai, 12/4/2009
- 36 Solomone Malafu, Kapaa vs. KS Maui, 12/30/2021

Longest Fumble Return

- [QF] 70 Chris Aiwohi-Kegler, KS Hawaii vs. Moanalua, 11/18/2005
- [SF] 30 Miko Tesoro, Lahainaluna vs. Radford, 11/28/2008
- [CH] 38 Randen Abalo, King Kekaulike vs. Kauai, 11/24/2006

2003 Division 2



Quarterfinal – Friday, Nov. 21, 2003 – Aiea High School

Damien 20, Kapolei 14

	1	2	3	4	Total
Damien	14	0	6	0	20
Kapolei	7	0	0	7	14

Dam -- Ranson DeCosta 14 run (Cory Mullen kick)

Kap -- Kaipo-Noa Kaheaku-Enhada 3 run (Kerisiano Tuaniga kick)

Dam -- Andrew Canoy 28 pass from Tevita Williams (Mullen kick)

Dam -- DeCosta 35 run (Mullen kick failed)

Kap -- Chaves Gamboa 8 pass from Kaheaku-Enhada (Tuaniga kick)

RUSHING—Damien: DeCosta 24-219, Williams 5-(minus 8), Vaa Faualo 4-22, Fehi Sevelo 1-7. Kapolei: Kaheaku-Enhada 8-13, Gilbert Brown 5-7, Colin Dumlao 2-11, Jonathan Medeiro 8-22, John Dela Rama 1-3, Team 2-(minus 42).

PASSING—Damien: Williams 12-27-1--240. Kapolei: Kaheaku-Enhada 6-9-0--37, Medeiros 9-15-0--97.

RECEIVING—Damien: Canoy 7-192, Faualo 5-48. Kapolei: Brandon Pieper 9-93, Charles Recamara 1-8, James Stevens 1-0, Dela Rama 1-1, Dumlao 1-2, Gamboa 2-30.

Quarterfinal – Saturday, Nov. 22, 2003 – War Memorial Stadium

Lahainaluna 21, Hawaii Pep 14

	1	2	3	4	Total
Hawaii Prep	0	14	0	0	14
Lahainaluna	3	12	0	6	21

Lah—FG Paul Maielua 27

HPA—Michael Kopra 24 run (Kopra kick)

Lah—Nahiku Phillips 33 pass from Mahi Medeiros (kick failed)

HPA—Kopra 71 run (Kopra kick)

Lah—Kaniela Tuipuloto 5 run (run failed)

Lah—Phillips 44 run (kick failed)

RUSHING—**HPA:** Mau'ae Purdy 12-6, Kopra 22-274, Leighton Hind IV 3-22, Zach Say 3-10, Billy Case III 1-6. Lahainaluna: Mahi Medeiros 6-4, Maielua 10-76, Tuipulutu 4-24, Darren Hirouji 7-27, Phillips 5-55, Carson Chihara 3-5.

PASSING—**HPA:** Purdy 3-5-1—21, Kopra 1-1-0—13. Lahainaluna: Medeiros 7-14-0—107. Maielua 0-1-0—0, Phillips 0-1-0—0.

RECEIVING—**HPA:** Sparky Springmeier 2-19, Kopra 1-13, Max Harmon 1-2. Lahainaluna: Nahe Akoi 4-52, Phillips 3-55.

Semifinal – Friday, Nov. 28, 2003 – Kuniakea Stadium, KS Kapalama**Aiea 24, Lahainaluna 14**

	1	2	3	4	Total
Lahainaluna	0	7	7	0	14
Aiea	7	3	0	14	24

Aiea -- Ben Ah Mook Sang 5 pass from Kali Kuia (Brandon Puckett kick)

Aiea – FG Puckett 49

Laha -- Ryan Ancog 20 pass from Mahi Medeiros (Keith Molina kick)

Laha -- Ancog 19 pass from Medeiros (Molina kick)

Aiea -- Raymond Tauala 5 run (Puckett kick)

Aiea -- Lawrence Leovao 3 run (Puckett kick)

RUSHING -- Lahainaluna: Kaniela Tuipulotu 6-30, Paul Maielua 3-7, Mahi Medeiros 5-1, Nahe Akoi 1-0, Nahiku Phillips 2-0, Carson Chihara 1-(minus 2). **Aiea:** Raymond Tauala 10-70, Ben Ah Mook Sang 11-36, Donny Mapusaga 9-47, Kali Kuia 6-17, Lawrence Leovao 3-12, Alden DeMello 2-9, Ian Dela Cuesta 1-4, Jonathan Burgos 1-0.

PASSING -- Lahainaluna: Medeiros 9-19-133-3, Chihara 1-2-13-0. **Aiea:** Kuia 18-24-186-0.

RECEIVING -- Lahainaluna: Nahe Akoi 5-82, Patrick Oyama 2-15, Phillips 1-10, Ryan Ancog 2-39.

Aiea: DeMello 6-63, Burgos 5-46, Jabez Armodia 2-32, Ah Mook Sang 3-26, Brandon Puckett 2-19.

Semifinal – Friday, Nov. 28, 2003 –Vidinha Stadium**Damien 17, Waimea 13**

	1	2	3	4	Total
Damien	7	3	0	7	17
Waimea	0	6	0	7	13

Dam -- Ranson DeCosta 1 run (Cory Mullen kick)

Dam -- FG Mullen 28

Waim -- Jordon Dizon 27 pass from John Palacio (kick failed)

Waim -- Justin Estes 8 pass from Palacio (Brandon Agan kick)

Dam -- DeCosta 8 run (Mullen kick)

RUSHING -- Damien: DeCosta 20-113, Fehi Sevelo 3-8, Tevita Williams 2-2, Va'a Faualo 8-(-9).

Waimea: Rhyan Parbo 3-53, Dizon 17-25, Gary Mata 4-24, Po'okela Chang-Wo 8-16, Thomas Batis 5-10, Palacio 2-8, Bully Emayo 1-2, Estes 1-(-2).

PASSING -- Damien: Williams 7-20-0-100. **Waimea:** Palacio 4-10-3-53.

RECEIVING -- Damien: Andrew Canoy 4-79, Faualo 2-18, DeCosta 1-3. **Waimea:** Dizon 2-48, Estes 2-5.

**Championship – Friday, Dec. 5, 2003 – Aloha Stadium.
Aiea 9, Damien 7**

	1	2	3	4		Total
Damien	0	7	0	0		7
Aiea	0	3	0	6		9

Aiea--FG Brandon Puckett 37

Dam--Andrew Canoy 13 pass from Tevita Williams (Cory Mullen kick)

Aiea--Alden DeMello 34 pass from Kali Kuia (kick failed)

Team Statistics	Damien	Aiea
First Downs	9	12
Rushes-Yards	25-91	39-64
Passing Yards	129	125
Total Offense	58-220	60-189
Passes (Att-Cmp-Int)	33-12-3	21-10-3
Punt Returns-Yards	2-7	3-37
Kickoff Return-Yards	3-77	2-25
Fumbles-Lost	1-0	6-1
Penalties-Yards	12-117	7-71
Interceptions-Yards	3-25	3-29
Punts (No-Avg.)	8-30.0	5-34.0
3rd Down Conversions	2-14	3-14
4th Down Conversions	2-4	0-0
Time of Possession	22:06	25:54

RUSHING: Damien, Ranson DeCosta 17-92, Fehi Sevelo 1-11, Vaa Faualo 2-6, Williams 5-(-18). **Aiea,** Ben Ah Mook Sang 8-24, Donny Mapusaga 10-21, Raymond Tauala 9-16, Kuia 10-6, DeMello 1-1, Lawrence Leovao 1-(-4).

PASSING: Damien, Williams 12-33-3-129. **Aiea,** Kuia 10-20-3-125, Ah Mook Sang 0-1-0-0.

RECEIVING: Damien, Canoy 6-102, Faualo 2-13, David Tuiasosopo 2-8, Landen Dela Cruz 1-4, DeCosta 1-2. **Aiea,** DeMello 4-76, Ah Mook Sang 4-31, Jonathan Burgos 1-9, Tauala 1-9.

2004 Division 2



Quarterfinal – Friday, Nov. 19, 2004 – Radford High School

Hawaii Prep 41, Waipahu 16

	1	2	3	4	Total
Hawaii Prep	20	7	7	7	41
Waipahu	0	8	8	0	16

HPA—Michael Kopra 10 run (kick failed)

HPA—Zach Say 25 pass from Billy Case (Kopra kick)

HPA—Kopra 3 run (Kopra kick)

HPA—Kopra 5 run (Kopra kick)

WAIP—Ben Ameperosa 18 pass from Austen Benito (Benito run)

WAIP—Ryan Winfree 61 pass from Benito (Krypton Taito run)

HPA—Kopra 4 run (Kopra kick)

HPA—Kopra 2 run (Kopra kick)

RUSHING—Hawai'i Prep: Kopra 30-184, Say 10-46, Case 6-2, Andrew Queen 1-1. Waipahu: Benito 11-34, Taito 8-48, Ameperosa 1-(minus 8), Stan Abasial 3-4, Winfree 1-6.

PASSING—Hawai'i Prep: Case 6-10-0—97. Waipahu: Benito 7-15-1—142.

RECEIVING—Hawai'i Prep: Queen 1-6, Say 2-52, Sparky Springmeier 1-8, Kopra 2-31. Waipahu: Ricky Noble 1-(minus 1), Abasial 3-30, Winfree 2-95, Ameperosa 1-18.

Quarterfinal – Friday, Nov. 19, 2004 – Vidinha Stadium

Kauai 49, PAC-Three 7

	1	2	3	4	Total
PAC-Three	0	0	7	0	7
Kauai	35	7	7	0	49

Kau—Kevin Cadiente 51 from Kekoa Crowell (Frank Speetjens kick).

Kau—Cadiente 5 pass from Crowell (Speetjens kick)

Kau—Crowell 3 run (Speetjens kick)

Kau—Lucky Andres 18 pass from Crowell (Speetjens kick)

Kau—Jett Jasper 24 pass from Crowell (Speetjens kick)

Kau—Duke Dasalia 24 pass from Crowell (Speetjens kick)

P3—Chris Faulkner 40 run (Tie Perdido kick)

Kau—Chad Lopez 3 pass from Tron Rule (Kainoa Lemke kick)

RUSHING—Pac-Three: Faulkner 16-112, Taloa Latu 6-3, Max Young 3-(minus 5), #28 2-1. Kaua'i: Niko Elvenia 10-61, Crowell 1-9, Jonathan Rellin 6-57, Brian Rodriguez 2-3, Rule 1-(minus 10).

PASSING—Pac-Three: Young 0-6-1—0, Mark Miller 0-1-1—0. Kaua'i: Crowell 7-11-0—181, Rule 11-19-1—97.

RECEIVING—Pac-Three: None. Kaua'i: Cadiente 3-95, Andres 1-18, Jasper 1-24, Lopez 3-31, Dasalia 2-45, Matt Buza 2-23, Elvenia 1-5, Alan Kalili 4-30, Bryce Hosaka 1-7.

**Semifinal – Friday, Nov. 26, 2004 – Moanalua High School
Campbell 29, Kauai 20**

	1	2	3	4		Total
Kauai	0	14	6	0		20
Campbell	7	7	0	15		29

Camp - Isaac Laupola 63 run (Shaye Asoau kick)
 Kau - Lucky Andres 10 pass from Kekoa Crowell (Frank Speetjens kick)
 Kau - Kevin Cadiente 15 pass from Crowell (Speetjens kick)
 Camp - James Bannister 5 pass from Asoau (Asoau kick)
 Kau - Cadiente 35 pass from Crowell (kick blocked)
 Camp - Anthony Shimizu 1 run (Asoau kick)
 Camp - Safety, quarterback sacked in end zone
 Camp - Kaneala Stanton 58 yards (kick failed)

RUSHING—Kaua'i: Dominic Elvenia 8-33, Jonathan Rellin 7-31, Andres 1-7, Crowell 5-(minus 3).
 Campbell: Stanton 5-69, Laupola 2-62, Asoau 8-46, Jesse Lee 2-38, Shimizu 10-37, Isiah Smith 1-30, Gregg Frink 8-20, Evan Tanigawa 1-0, Jacob Kaku 1-(minus 5).

PASSING—Kaua'i: Crowell 19-37-1—289, Rellin 0-1-0—0. Campbell: Asoau 6-12-0—79, Smith 1-1-0—24.

RECEIVING—Kaua'i: Cadiente 9-147, Chadwin Lopez 3-53, Andres 3-30, Jett Jasper 2-28, Elvenia 1-24, Duke Dasalia 1-7. Campbell: Laupola 3-39, Kaku 1-24, Lee 1-24, Kepa Basham 1-11, Bannister 1-5.

**Semifinal – Saturday, Nov. 27, 2004 – Kuniakea Stadium, KS Kapalama
Iolani 17, Hawaii Prep 7**

	1	2	3	4		Total
Hawaii Prep	0	7	0	0		7
Iolani	3	0	14	0		17

Iol — FG Milo Kalama 30
 HPA — Zach Say 40 run (Michael Kopra kick)
 Iol — Michael Hirokawa 5 pass from Kiran Kepo'o (Kalama kick)
 Iol — Kekai Kealoha 59 pass from Kepo'o (Kalama kick)

RUSHING — HPA: Kopra 23-91, Say 12-97, Billy Case 7-52, Andrew Queen 1-2; Iol: Hirokawa 19-103, Micah Kalama 2-10, Kepo'o 2-(minus-3).

PASSING — HPA: Case 5-14-2—50; Iol: Kepo'o 14-24-0—180.

RECEIVING — HPA: Say 2-7, Queen 2-27, Sparky Springmeier 1-16; Iol: Kealoha 7-118, Hirokawa 6-57, Micah Kalama 1-5.

Championship – Friday, Dec. 3, 2004 – Aloha Stadium
Campbell 28, Iolani 7

	1	2	3	4	Total
Campbell	7	14	0	7	28
Iolani	0	0	7	0	7

Cam—Shaye Asoau 1 run (Asoau kick)

Cam—Anthony Shimizu 4 run (Asoau kick)

Cam—Isiah Smith 3 run (Asoau kick)

Iol—Mike Hirokawa 11 run (Mark May kick)

Cam—Shimizu 3 run (Asoau kick)

RUSHING—Campbell: Smith 14-122, Kaneal Stanton 10-113, Shimizu 9-60, Quinton Richards 10-55, Gregg Frink 4-15, Victor Cachuela 1-13, Isaac Laupola 1-(minus 3). Jesse Lee 5-(minus 5). Asoau 7-(minus 18). Iolani: Hirokawa 8-29, Travis Nishioka 1-4, Kekai Kealoha 1-3, Kiran Kepo'o 8-(minus 34).

PASSING—Campbell: Asoau 3-7-0—25. Iolani: Kepo'o 14-34-1—210.

RECEIVING—Campbell: Laupola 2-17, Shimizu 1-8. Iolani: Blayne Yama 4-43, Nishioka 3-55, Kealoha 3-53, Micah Kalama 3-43, Hirokawa 1- 16.

2005 Division 2



Quarterfinal – Friday, Nov. 18, 2005 – Hanapepe Stadium

KS Maui 14, Kauai 7

	1	2	3	4	Total
KS Maui	0	0	7	7	14
Kauai	0	7	0	0	7

KAUA'I—Pono Matthews 33 run (Frank Speetjens kick)

KSM—Mokihana Silva 9 run (Kainalu Severson kick)

KSM—Robert John Kukahiko 5 pass from Keahi Raikes (Severson kick)

RUSHING—KS-Maui: Shane Kamakaokalani 11-30, Curtis Puli 3-14, Mitchell Kau Owen 13-64, Raikes 7-21, Silva 1-9. Kaua'i: Jonathan Rellin 7-27, Matthews 16-45, Brandon Young 2-1.

PASSING—KS-Maui: Raikes 13-18-1—133. Kaua'i: Matthews 7-15-1—68, Tron Rule 2-4-0—18.

RECEIVING—KS-Maui: Kukahiko 2-19, Kamakaokalani 1-3, Keaton Tam 4-45, Alepaki Kailiehu-Shinyama 1-19, Travis Wong 1-3, Rocky Keawekane 4-44. Kaua'i: Alan Kalili 3-23, Lucky Andres 4-51, Jett Jasper 2-12.

Quarterfinal – Friday, Nov. 18, 2005 – Moanalua High School

Moanalua 34, KS Hawaii 20

	1	2	3	4	Total
KS Hawaii	7	6	0	7	20
Moanalua	14	0	7	13	34

KSH—Chris Aiwohi-Kegler 70 fumble return (Leon Peralto kick)

Moan—Stanford Leti 55 run (Landon Watanabe kick)

Moan—Jim Mateo 55 pass from Leti (Watanabe kick)

KSH—Kolten Wong 32 run (kick failed)

Moan—Leti 3 run (Watanabe kick)

KSH—Daniel Kalai 19 pass from Mana Silva (Peralto kick)

Moan—Jarin Salvador-Atabay 3 run (Watanabe kick)

Moan—J.D. Baba 47 interception return (run failed)

RUSHING—Kamehameha: Silva 15-54, Wong 17-98. Moanalua: Leti 18-134, Quinton Tang 4-21, John Estores 10-58, Jordan Monico 3-22, Salvador-Atabay 3-18, Ben Crippen 1-20.

PASSING—Kamehameha: Silva 7-17-2—75. Moanalua: Leti 6-14-2—159, Estores 1-3-0—9, Salvador-Atabay 1-1-0—6.

RECEIVING—Kamehameha: Kalai 4-61, Wyatt Kaili-Leong 3-14. Moanalua: Savai'i Eselu 2-33, Estores 3-62, Mateo 1-55, Leti 2-15, Salvador-Atabay 1-9.

Semifinal – Saturday, Nov. 26, 2005 – Iolani School
Iolani 48, Moanalua 20

	1	2	3	4		Total
Moanalua	7	0	7	6		20
Iolani	14	21	7	6		48

Iol—Travis Nishioka 61 pass from Kiran Kepo'o (Kody Adams kick)
 Moan—Stanford Leti 39 run (Landon Watanabe kick)
 Iol—Mike Hirokawa 19 pass from Kepo'o (Adams kick)
 Iol—Nishioka 50 pass from Kepo'o (Adams kick)
 Iol—Hirokawa 10 run (Adams kick)
 Iol—David Whitehouse 35 pass from Kepo'o (Adams kick)
 Iol—Hirokawa 1 run (Adams kick)
 Moan—Leti 3 run (Watanabe kick)
 Iol—Justin Yamamoto 3 run (kick failed)
 Moan—Jordan Monico 7 run (run failed)

RUSHING—Moanalua: Leti 17-169, Quinton Tang 6-22, John Estores 8-33, Jarin Salvador-Atabay 6-23, Monico 4-51, Watanabe 2-10, Jim Mateo 1-3. Iolani: Kepo'o 5-29, Hirokawa 10-44, Yamamoto 11-84, Ryan Dung 2-6, Reid Furukawa 2-6, Alex Lim 1-(minus 2), Team 1-(minus 1).

PASSING—Moanalua: Leti 1-7-1—1, Estores 1-4-0—11, Salvador-Atabay 0-1-0—0, Monico 1-1-0—(minus 2). Iolani: Kepo'o 17-25-0—353, Dung 1-2-0—10.

RECEIVING—Moanalua: Salvador-Atabay 2-(minus 1), Leti 1-11. Iolani: Scott Wada 1-10, Nishioka 5-132, Hirokawa 2-27, Kekai Kealoha 5-120, Blayne Yama 3-24, Whitehouse 1-35, Mark May 1-15.

Semifinal – Saturday, Nov. 26, 2005 – Radford High School
Radford 37, KS Maui 27

	1	2	3	4		Total
KS Maui	7	0	6	14		27
Radford	14	3	14	6		37

Rad—Kyle Blair 22 pass from Justin Lord (Jamie Whitworth kick)
 KSM—Rocky Keawekane 52 pass from Keahi Raikes (Kainalu Severson kick)
 Rad—Lord 6 run (Whitworth kick)
 Rad—FG Whitworth 32
 Rad—Mike So'oto 36 pass from Lord (Whitworth kick)
 Rad—Trevor Maldon 1 run (Whitworth kick)
 KSM—Shane Kamakaokalani 1 run (run failed)
 KSM—Keawekane 83 pass from Raikes (Curtis Puli run)
 Rad—Luke Failauga 11 run (kick blocked)
 KSM—Keawekane 80 pass from Bryan Pali (run failed)

RUSHING—Kamehameha-Maui: Kamakaokalani 7-5, Joshua Saribay 13-39, Raikes 5-17, Keawekane 2-3. Radford: Lord 8-11, Maldon 2-4, Jeremy LeClair 4-(minus 3), Alex Daniels 14-57, Nelson Benigno 1-8, Antoine Day 3-17, Ezekial Pulou 3-29, Failauga 3-10, Team 3-(minus 3).

PASSING—Kamehameha-Maui: Raikes 8-25-0—203, Pali 1-1-0—80. Konapilahi Plunkett 1-1-0—2. Radford: Lord 9-16-0—145, Epa Maika 2-5-0—7.

RECEIVING—Kamehameha-Maui: Kamakaokalani 4-40, Keawekane 4-224, Robert-John Kukahiko 1-21, Mitchell-Kauai Owan 1-0. Radford: Mike Goodman 1-15, Joe Brundidge 2-5, Blair 2-41, Daniels 1-12, Jesse Mayeux 1-4, Shane Masaniai 2-30, Keli'i Cobb 1-9, So'oto 1-36.

Championship – Friday, Dec. 2, 2005 – Aloha Stadium**Iolani 34, Radford 20**

	1	2	3	4		Total
Radford	10	3	7	0		20
Iolani	3	14	7	10		34

RAD—Alex Daniels 5 run (Jamie Whitworth kick)

IOL—FG Kody Adams 30

RAD—FG Whitworth 26

IOL—Travis Nishioka 35 pass from Kiran Kepoço (Adams kick)

IOL—Mike Hirokawa 4 run (Adams kick)

RAD—FG Whitworth 20

RAD—Daniels 1 run (Whitworth kick)

IOL—Nishioka 10 pass from Kepoço (Adams kick)

IOL—FG Adams 21

IOL—Hirokawa 15 run (Adams kick)

Team Statistics	Radford	Iolani
First Downs	15	16
Rushes-Yards	53-203	30-199
Passing Yards	76	187
Total Offense	73-279	49-386
Passes (Att-Cmp-Int)	20-9-0	31-19-1
Punt Returns-Yards	1-14	2-28
Kickoff Return-Yards	4-71	0-0
Fumbles-Lost	3-1	2-1
Penalties-Yards	3-26	3-14
Interceptions-Yards	1-5	0-0
Punts (No-Avg.)	3-43.7	2-33.0
3rd Down Conversions	6-18	6-10
4th Down Conversions	3-6	0-0
Time of Possession	29:37	18:23

RUSHING--Radford: Daniels 30-138, Justin Lord 14-61, Jeremy LeClair 8-31, Team 1-(minus 27). **Iolani:** Hirokawa 23-217, Kepo'o 7-(minus 18).

PASSING--Radford: Lord 9-20-0-76. **Iolani:** Kepo'o 13-19-1-187.

RECEIVING--Radford: Mike Sooto 4-25, Joe Brundidge 2-14, Kyle Blair 1-24, Daniels 1-11, Shane Masaniai 1-2. **Iolani:** Kekai Kealoha 4-46, Blayne Yama 4-38, Hirokawa 2-52, Nishioka 2-45, Mark May 1-6.

2006 Division 2



Quarterfinal – Friday, Nov. 17, 2006 – Kamehameha Schools Hawaii Campus Waipahu 27, #4 KS Hawaii 12

	1	2	3	4	Total
Waipahu (8-2-2)	0	13	7	7	27
KS Hawaii (8-3)	0	0	12	0	12

WAIP—Matt Soueira 6 run (Aaron Paahana kick)
 WAIP—Soueira 51 pass from Gil Fernandez (kick failed)
 KSH—FG Kamaka Tauati 36
 KSH—Safety, Fernandez tackled in end zone
 KSH—Hogan Rosehill 42 pass from Nick Miyasato. (Tauati kick)
 WAIP—Keo Palimo'o 5 run (Paahana kick)
 WAIP—Fernandez 5 run (Paahana kick)

RUSHING—Waipahu: Palimo'o 22-118, Dayton Duff-Domingo 6-59, Fernandez 8-40, Tauave Vili 6-40, Soueira 3-24, Jesse Doctolero 4-12, Troy Matautia 2-10, Tyler Martin 3-9. Kamehameha: Kolten Wong 13-38, M. Wong 2-0.

PASSING—Waipahu: Fernandez 4-5-0—98. Kamehameha: Miyasato 6-14-0—82, K. Wong 0-1-0—0.

RECEIVING—Waipahu: Soueira 1-51, Duff-Domingo 2-42, Steven Berndt 1-5. Kamehameha: Rosehill 2-44, Alnas 2-25, M. Wong 1-8, K. Wong 1-5.

Quarterfinal – Saturday, Nov. 18, 2006 – 'Iolani School #3 'Iolani 41, Kaimuki 40

	1	2	3	4	Total
Kaimuki (6-5-1)	12	8	0	20	40
'Iolani (6-5-1)	7	27	7	0	41

KAI — Perry Faleao 6 pass from Stephen Harris (kick blocked)
 'IOL — Jordan Nakamura 23 pass from Ryan Dung (Kody Adams kick)
 KAI — Dolly AINU'u 4 run (run failed)
 'IOL — Ronnie Hirokawa 35 pass from Dung (pass failed)
 KAI — Chris Etuale 5 pass from Kaponu Kaiwi-Barrionuebo (AINU'u pass from Harris)
 'IOL — Lionel Fujioka 17 pass from Dung (Adams kick)
 'IOL — Jarom Baldomero 55 interception return (Adams kick)
 'IOL — Fujioka 11 pass from Dung (Adams kick)
 'IOL — Justin Yamamoto 13 run (Adams kick)
 KAI — AINU'u 41 run (kick blocked)
 KAI — Maua Tuitele 4 run (James Bower pass from Kaiwi-Barrionuebo)
 KAI — Harris 6 pass from Kaiwi-Barrionuebo (pass failed)

RUSHING — Kaimuki: AINU'u 16-151, Faleao 4-12, Chase Nanod 8-48, Kaiwi-Barrionuebo 6-29, Harris 2-5, Tuitele 9-42, Joshwa Salvador 1-4, Bower 8-69. 'Iolani: Yamamoto 12-49.

PASSING — Kaimuki: Kaiwi-Barrionuebo 13-30-2—147, Harris 1-1-0—6. 'Iolani: Dung 15-26-1—229.

RECEIVING — Kaimuki: Travis Pologa 2-9, Romnick Pagurayan 2-14, Harris 4-59, Tom Lau 3-29, Etuale 2-27, AINU'u 1-15. 'Iolani: Hirokawa 6-106, Nakamura 4-47, Fujioka 4-27, Aaron Fong 1-49.

Semifinal – Friday, Nov. 24, 2006 – Vidinha Stadium**#1 Kauai 17, Waipahu 6**

	1	2	3	4	Total
Waipahu (8-3-2)	0	6	0	0	6
Kauai (9-0)	0	10	0	7	17

Waip—Matt Soueira 59 run (kick failed)

Kaua'i—Justyn Jumawan-Perreira 20 interception return (Kainoa Lemke kick)

Kaua'i—FG Lemke 36

Kaua'i—Jumawan-Perreira 55 interception return (Lemke kick)

RUSHING — Waipahu: Soueira 3-56, Jesse Doctolero 9-23, Keo Palimo'o 10-21, Gil Fernandez 10-19, Tauave Vili 3-11, Dayton Duff-Domingo 3-(minus 9), Aaron Paahana 1-(minus 10). Kaua'i: Micah Alayvilla 2-8, Brendan Young 10-6, Andrew Renaud 7-(minus 5).

PASSING — Waipahu: Fernandez 1-5-2—16, Troy Matautia 0-1-1—0. Kaua'i: Renaud 19-31-2—133.

RECEIVING — Waipahu: Soueira 1-16. Kaua'i: Bradley Semana 5-20, Travis Kanehe 4-11, Tyrus Ceria-Lux 3-39, Jonathan Gebauer 3-33, Young 3-24, Skyler Ramson 1-6.

Semifinal – Friday, Nov. 24, 2006 – War Memorial Stadium**#2 King Kekaulike 38, #3 'Iolani 37**

	1	2	3	4	Total
'Iolani (6-6-1)	3	14	14	6	37
King Kekaulike (7-3-1)	6	6	20	6	38

Iol — FG Kody Adams 25.

KK — Michael Douglas 19 run (run failed).

Iol — Reid Furukawa 23 pass from Ryan Dung (Adams kick).

KK — Javan Fulton 8 run (run failed).

Iol — Aaron Fong 10 pass from Dung (Adams kick).

KK — Kyle Duarte 14 run (pass failed).

Iol — Ronnie Hirokawa 23 pass from Dung (run failed).

KK — Shelton Bangasan 1 run (Shannon Kamakaokalani kick).

Iol — Furukawa 50 pass from Dung (Fong pass from Dung).

KK — Douglas 41 run (Kamakaokalani kick).

Iol — Justin Yamamoto 9 pass from Ryan Dung (pass failed).

KK — Randen Afafo 21 pass from Shelton Bangasan (PAT not attempted).

RUSHING—Iolani: Justin Yamamoto 8-22, Ryan Dung 3-(minus 6), Reid Furukawa 1-6, Ronnie Hirokawa 1-(minus 10). King Kekaulike: Michael Douglas 27-193, Shannon Kamakaokalani 19-145, Javan Fulton 6-43, Shelton Bangasan 5-24, Kyle Duarte 5-16, Edrian Dela Cruz 1-4.

PASSING—Iolani: Ryan Dung 26-45-0—369, Lionel Fujioka 0-1-0—0. King Kekaulike: Bangasan 5-8-1—85.

RECEIVING—Iolani: Jordan Nakamura 1-11, Furukawa 6-96, Fong 9-127, Fujioka 6-76, Hirokawa 2-37, Yamamoto 2-22. King Kekaulike: Randen Afafo 2-31, Fulton 1-26, Duarte 2-28.

Championship – Friday, Dec. 1, 2006 – Aloha Stadium**#2 King Kekaulike 33, #1 Kauai 20**

	1	2	3	4	Total
King Kekaulike (8-3-1)	20	6	7	0	33
Kauai (9-1)	7	6	0	7	20

KK--Randen Abafo 22 interception return (Shannon Kamakaokalani kick).

KK--Kyle Duarte fumble recovery in end zone (Kamakaokalani kick).

Kauai--Pono Matthews 22 pass from Andrew Renaud (Kainoa Lemke kick).

KK--Duarte 6 pass from Shelton Bangasan (kick failed).

Kauai--Tyrus Ceria-Lux 31 pass from Renaud (kick failed).

KK--Abafo 38 fumble return (pass failed).

KK--Kamakaokalani 27 run (Kamakaokalani kick).

Kauai--Brendan Young 11 run (Lemke kick).

Team Statistics	King K.	Kauai
First Downs	6	19
Rushes-Yards	41-176	25-73
Passing Yards	8	236
Total Offense	47-184	69-309
Passes (Att-Cmp-Int)	6-2-0	44-19-4
Punt Returns-Yards	2-9	4-57
Kickoff Return-Yards	6-263	4-215
Fumbles-Lost	2-1	4-2
Penalties-Yards	2-20	7-50
Interceptions-Yards	4-120	0-0
Punts (No-Avg.)	6-39.7	3-38.7
3rd Down Conversions	2-12	3-13
4th Down Conversions	0-3	0-3

RUSHING--King Kekaulike: Kamakaokalani 17-134, Javan Fulton 4-18, Michael Douglas 4-18, Abafo 1-13, Makoa Aikala 2-8, Shelton Bangasan 1-0, Edrian Dela Cruz 3-0, Duarte 2-(-9), Team 2-(-9). Kauai: Young 11-65, Matthews 4-23, Bradley Semana 2-18, Renaud 7-(-7), Team 1-(-26).

PASSING--King Kekaulike: Bangasan 2-6-0-8. Kauai: Renaud 19-44-4-236.

RECEIVING--King Kekaulike: Duarte 1-6, Abafo 1-2. Kauai: Matthews 6-88, Young 6-55, Semana 3-23, Jonathan Gebauer 2-40, Ceria-Lux 2-30.

2007 Division 2



Quarterfinal – Saturday, Nov. 17, 2007 – Kaiser High School

#4 Kaimuki 22, KS Hawaii 0

	1	2	3	4	Total
KS Hawaii (8-5)	0	0	0	0	0
Kaimuki (11-1)	7	9	0	6	22

Kaim — Kaponon Kaiwi-Barrionuebo 1 run (Tevita Aholelei kick)
 Kaim — safety, quarterback recovered bad snap in end zone
 Kaim — Chezz Ramos-Dias 8 pass from Kaiwi-Barrionuebo (Aholelei kick)
 Kaim — Ramos-Dias 17 pass from Kaiwi-Barrionuebo (kick failed)

RUSHING—Kamehameha-Hawai'i: Kolten Wong 10-14, Hogan Rosehill 1-(minus 15), Nick Miyasato 6-(minus 23), team 1-(minus 10). Kaimuki: Justin Paderes 27-111, Kaiwi-Barrionuebo 9-4, Joshua Gacusana 10-45, Aholelei 6-21, Makali'i Nahinu 1-4, Nainoa Hiapo 1-5.

PASSING—Kamehameha-Hawai'i: Miyasato 9-22-1—54. Kaimuki: Kaiwi-Barrionuebo 5-10-1—33, Hiapo 0-1-0—0.

RECEIVING—Kamehameha-Hawai'i: Rosehill 2-11, Issac Chung 1-7, Kawika Cazimero 3-24, Kana Silva 1-(minus 2), Wong 2-14. Kaimuki: Romnick Pagurayan 1-9, Ramos-Dias 2-25, Aholelei 1-(minus 6), Chris Fiamate 1-5.

Quarterfinal – Saturday, Nov. 17, 2007 – Vidinha Stadium

#3 Kauai 40, Roosevelt 9

	1	2	3	4	Total
Roosevelt (6-4-1)	0	3	0	6	9
Kauai (8-1)	7	0	13	20	40

Kaua'i — Trent Allianic 73 run (Tyrus Ceria-Lux kick)
 Roosevelt — FG 25 Alex Fowler
 Kaua'i — Peleku Yasay 7 run (Ceria-Lux kick)
 Kaua'i — Ceria-Lux 20 pass from Andrew Renaud (kick failed)
 Kaua'i — Yasay 1 run (Ceria-Lux kick)
 Roosevelt — Ranson Tuitama 13 pass from Shon Fujii (pass failed)
 Kaua'i — Keli'i Ruiz 6 run (Ceria-Lux kick)
 Kaua'i — Ruiz 23 run (kick failed)

RUSHING — Roosevelt: Tuitama 13-78, Justy Kalilimoku 1-1, Lowen Kaho'oilihala 6-minus 7, Fujii 3-minus 12, Fowler 3-minus 13. Kaua'i: Ruiz 24-171, Yasay 9-90, Allianic 6-53, Donovan Refamonte 5-22, Renaud 2-minus 12.

PASSING — Roosevelt: Fujii 7-14-2-48, Kaho'oilihala 4-8-0-27, Tuitama 1-2-1-27. Kaua'i: Allianic 6-10-0-52, Renaud 1-3-1-20.

RECEIVING — Roosevelt: Tuitama 4-30, Fowler 3-23, Keenan Koizumi 2-40, Justin Otaguro 2-6, Lowen Furata-Harada 1-3. Kaua'i: Ceria-Lux 2-20. John Gebauer 1-19, Ruiz 1-13, Renaud 1-12, Joshua Kahanui 1-7, Dayne Murata 1-1.

Semifinal – Saturday, Nov. 24, 2007 – War Memorial Stadium**#1 Lahainaluna 52, #4 Kaimuki 20**

	1	2	3	4	Total
Kaimuki (11-2)	0	0	12	8	20
Lahainaluna (9-1)	0	30	15	7	52

Lah — Blaise Smith 6 run (Ivan Delaney kick)

Lah — Smith 2 run (Matthew Lawless from Jordan Casco)

Lah — Lake Casco 26 pass from Jake Manning (Delaney kick)

Lah — Casco 26 run (Simione Vehikite run)

Lah — Vehikite 11 run (Lawless from Jordan Casco).

Kaim — Kapono Kaiwi-Barrionuebo 1 run (pass failed)

Kaim — Romnick Pagurayan 14 pass from Nainoa Hiapo (pass failed)

Lah — Smith 16 run (Delaney kick)

Kaim — Kapono Kaiwi-Barrionuebo 1 run (Desmond Tautofi from Kaiwi-Barrionuebo)

Lah — Jake Manning 30 run (Delaney kick)

RUSHING—Kaimuki: Justin Paderes 13-27, Kaiwi-Barrionuebo 7-5, Maua Tuitele 1-(minus 7), Joshua Gacusana 2-3, Tevita Aholelei 1-1, Chezz Ramos-Dias 1-(minus 6). Lahainaluna: Kailas McGhee 9-48, Manning 4-47, Smith 15-93, L. Casco 6-20, Jacob McCarthy 2-14, Vehikite 1-11, Imihana Ampong 3-11, Jared Paniasigui 1-6, Ikaika Azcueta 1-2, Wesley Antolin 2-5, team 2-(minus 5).

PASSING—Kaimuki: Kaiwi-Barrionuebo 10-29-4—149, Hiapo 1-14. Lahainaluna: Manning 5-12-0—83.

RECEIVING—Kaimuki: Chris Fiamate 3-36, Pagurayan 5-104, Ramos-Dias 1-12, Paderes 2-11. Lahainaluna: L. Casco 2-52, Chris Wanke 1-3, Smith 1-23, Paniasigui 1-5.

Semifinal – Saturday, Nov. 24, 2007 – 'Iolani School**#2 'Iolani 35, #3 Kauai 21**

	1	2	3	4	Total
Kauai (8-2)	7	7	0	7	21
'Iolani (5-6)	7	7	14	7	35

'Iolani — Justin Yamamoto 15 run (Kodi Look kick)

Kaua'i — John Gebauer 11 pass from Trent Allianic (Tyrus Ceria-Lux kick)

'Iolani — Lionel Fujioka 72 pass from Kela Marciel (Look kick)

Kaua'i — Andrew Renaud 8 pass from Allianic (Ceria-Lux kick)

'Iolani — Reid Furukawa 2 run (Look kick)

'Iolani — Aaron Fong 9 pass from Marciel (Look kick)

'Iolani — Fong 33 pass from Marciel (Look kick)

Kaua'i — Sheldon Sakai 18 pass from Renaud (Ceria-Lux kick)

RUSHING — Kaua'i: Renaud 5-27, Peleku Yasay 3-15, Kelii Ruiz 8-13, Allianic 5-5, Donovan Refamlo 1-2. 'Iolani: Yamamoto 25-138, Marciel 6-20, Furukawa 3-12, team 1-0.

PASSING — Kaua'i: Allianic 14-24-1—146, Renaud 7-14-1—80. 'Iolani: Marciel 14-21-1—253.

RECEIVING — Kaua'i: Sakai 4-50, Gebauer 4-32, Ceria-Lux 3-83, Blake Gingerich 2-19, Dayne Murata 2-16, Renaud 2-5, Ruiz 1-10, Kupa Graycochea 1-8, Joshua Kahananu 1-3, Canaan Bernard 1-0. 'Iolani: Fujioka 5-139, Fong 3-67, Ronnie Hirokawa 3-21, Furukawa 2-14, Yamamoto 1-12.

Championship – Friday, Nov. 30, 2007 – Aloha Stadium**#2 'Iolani 28, #1 Lahainaluna 21**

	1	2	3	4	Total
'Iolani (6-6)	7	7	7	7	28
Lahainaluna (9-2)	14	7	0	0	21

Lah--Jake Manning 35 run (kick failed)

Lah--Jayson Manning 24 pass from Jake Manning (Simione Vehikite run)

Iol--Reid Furukawa 46 pass from Kela Marciel (Kodi Look kick)

Iol--Lionel Fujioka 2 pass from Marciel (Look kick)

Lah--Bryson Williams 2 run (Ivan Delaney kick)

Iol--Ronnie Hirokawa 12 pass from Marciel (Look kick)

Iol--Justin Yamamoto 3 run (Look kick)

Team Statistics	'Iolani	Lahainaluna
First Downs	18	11
Rushes-Yards	29-129	38-225
Passing Yards	290	43
Total Offense	57-419	46-268
Passes (Att-Cmp-Int)	28-17-1	8-4-1
Punt Returns-Yards	2-11	2-75
Kickoff Return-Yards	3-22	1-4
Fumbles-Lost	4-0	3-0
Penalties-Yards	5-35	3-15
Interceptions-Yards	1-7	1-30
Punts (No-Avg.)	2-39.5	5-35.0
3rd Down Conversions	6-10	4-11
4th Down Conversions	0-2	1-2
Time of Possession	21:55	26:05

RUSHING -- Iolani: Yamamoto 18-88, Marciel 10-40, Furukawa 1-1. **Lahainaluna:** Kailas McGhee 9-63, Jak. Manning 8-54, Jacob McCarthy 5-40, Blaise Smith 5-33, Vehikite 1-21, Lake Casco 9-12, Bryson Williams 1-2.

PASSING -- Iolani: Marciel 17-28-1-290. **Lahainaluna:** Jak. Manning 4-8-1-43.

RECEIVING -- Iolani: Fujioka 5-54, Hirokawa 5-37, Furukawa 3-134, Aaron Fong 2-36, Yamamoto 2-29. **Lahainaluna:** Jay. Manning 1-24, McGhee 1-10, Chris Wanke 1-5, Williams 1-4.

2008 Division 2



Quarterfinal – Friday, Nov. 21, 2008 – Konawaena High School

#4 Campbell 25, Konawaena 15

	1	2	3	4	Total
Campbell (11-1)	7	12	6	0	25
Konawaena (10-3)	7	0	0	8	15

Camp — Arthur Aiwohi 39 pass from Lalo Respicio (Robert Regpala kick)

Kona — Daniel Royce 4 pass from Thomas Deniz (Kawika Karratti kick)

Camp — Brandon Ahuna 3 run (kick failed)

Camp — Daniel Masifilo 6 pass from Respicio (pass failed)

Camp — Regpala 13 pass from Damon Fuentes (pass failed)

Kona — Deniz 8 run (Deniz run)

RUSHING—Campbell: Ahuna 19-130, Respicio 4-17, Samson Anguay 6-65, Derrick Santiago 4-17, Jumar Gonzales 1-0. Konawaena: Keaoopua Phipps 5-19, Deniz 12-45, Sam Unger 2-4, Kealanuinalu Kae'o 3-26, Shane Henriques 3-16.

PASSING—Campbell: Respicio 18-32-0—176, Fuentes 3-5-0—25. Konawaena: Deniz 9-30-0—64, Unger 1-1-0—(minus 1).

RECEIVING—Campbell: Aiwohi 5-63, Gonzales 2-13, Santiago 3-26, Anguay 4-50, Regpala 2-18, Masifilo 4-31, Ahuna 1-0. Konawaena: Vince Ogawa 1-(minus 1), Unger 5-43, Royce 2-2, Kae'o 2-19.

Quarterfinal – Friday, Nov. 21, 2008 – Vidinha Stadium

Radford 17, #3 Kauai 7

	1	2	3	4	Total
Radford (9-3)	14	3	0	0	17
Kauai (8-1)	0	0	7	0	7

Rad — Hogan 5 run (Cody Spraker kick)

Rad — Sean Ouchie 88 interception return (Spraker kick)

Rad — FG Spraker 22

Kau — Canaan Bernard 4 pass from Trey Shimabukuro (Trent Allianic kick)

RUSHING — Radford: Phil Hogan 52-160, Mosiah Manuma 13-24, Tama Fiaseu 2-6. Kaua'i: Paleku Yasay 14-21, Sheldon Sakai 1-0, Shimabukuro 4-(minus 34).

PASSING — Radford: Manuma 8-12-0-82, Pouesi Togiailua 0-1-0-0. Kaua'i: Shimabukuro 9-24-2-145.

RECEIVING — Radford: Shawn Putman-Curry 3-29, Deshawn Robinson 2-22, Andrew Forester 1-23, Brad Osborne 1-8, Christopher Nichols 1-0. Kaua'i: Sheldon Sakai 3-82, Bernard 3-8, Scott Taylor 1-38, Christian Fort 1-11, Dayne Murata 1-6.

Semifinal – Friday, Nov. 28, 2008 – Roosevelt High School**#1 Iolani 24, #4 Campbell 6**

	1	2	3	4	Total
Campbell (11-2)	0	0	0	6	6
'Iolani (10-3)	7	10	0	7	24

Iol — Kellen Imada 1 run (Andrew Skalman)

Iol — Imada 2 run (Skalman kick)

Iol — FG Skalman 22

Camp — Lalo Respicio 1 run (kick blocked)

Iol — Kela Marciel 10 run (Skalman kick)

RUSHING-Campbell: Brandon Ahuna 11-28, Respicio 9-29. 'Iolani: Imada 12-79, Marciel 5-9, Jarrett Arakawa 4-(minus 11), Ammon Baldomero 13-56.

PASSING-Campbell: Respicio 21-45-6-185. 'Iolani: Arakawa 16-27-0-156, Marciel 0-1-0-0.

RECEIVING-Campbell: Derrick Santiago 3-12, Arthur Aiwohi 9-105, Robert Regpala 2-29, Daniel Masifilo 3-15, Jumar Gonzales 1-9, Ahuna 3-15. 'Iolani: Trevyn Tulonghari 4-21, Kevin Barayuga 2-23, Brandon Ball 4-55, Jordan Szadkowski 1-4, Imada 2-21, Baldomero 1-7, Travis Muraoka 1-6, Marciel 1-19.

Semifinal – Friday, Nov. 28, 2008 – War Memorial Stadium**Radford 33, #2 Lahainaluna 27**

	1	2	3	4	Total
Radford (10-3)	7	14	12	0	33
Lahainaluna (7-3)	7	0	7	13	27

Rad-Shawn Putnam-Curry 8 run (Cody Spraker kick)

Lah-Miko Tesoro 30 fumble return (Ivan Delaney kick)

Rad-Mosiah Manuma 31 pass to Putnam-Curry (Spraker kick)

Rad-Manuma 19 pass to Putnam-Curry (Spraker kick)

Lah-Jake Manning 57 run (Delaney kick)

Rad-Pouesi Togiailua 1 run (kick blocked)

Rad-Manuma 1 run (kick failed)

Lah-Manning 31 pass to Ty Carter (run failed)

Lah-Manning 8 pass to Imihana Ampong (Delaney kick)

RUSHING-Radford: Phil Hogan 20-93, Manuma 10-108, Putnam-Curry 2-13, Tama Fiaseu 3-9, Togiailua 1-1. Lahainaluna: Bryson Williams 5-7, Jostin Carbajal 1-1, Ampong 3-5, Manning 9-116, Rekzar Sapla 1-22, George Chihara 1-5.

PASSING-Radford: Manuma 13-22-0-179, Doug Brown 1-1-0-4, Togiailua 1-1-0-15. Lahainaluna: Manning 7-12-0-74, TJ Rickard 1-1-0-66.

RECEIVING-Radford: Putnam-Curry 9-140, Brad Osborne 3-22, Andrew Forester 1-17, Manuma 1-15, Christopher Nichols 1-4. Lahainaluna: Ampong 3-24, Williams 2-17, Chihara 1-2, Carter 2-97.

Championship – Friday, Dec. 5, 2008 – Aloha Stadium

#1 'Iolani 35, Radford 20

	1	2	3	4	Total
Radford (10-4)	7	0	7	6	20
'Iolani (11-3)	7	7	7	14	35

Scoring Summary:

1st 11:46 RADFORD - FORESTER, Andrew 22 pass from MANUMA, Mosiah (SPRAKER, Cody kick)
 09:02 IOLANI - IMADA, Kellen 34 run (SKALMAN, Andrew kick)
 2nd 00:35 IOLANI - TULONGHARI, T. 27 pass from ARAKAWA, Jarrett (SKALMAN, Andrew kick)
 3rd 07:01 RADFORD - OSBORNE, Brad 18 pass from BROWN, Doug (SPRAKER, Cody kick)
 06:46 IOLANI - ALMADOVA, B. 67 kickoff return (SKALMAN, Andrew kick)
 4th 09:44 IOLANI - MARCIEL, Kela 70 run (SKALMAN, Andrew kick)
 08:52 IOLANI - IMADA, Kellen 49 run (SKALMAN, Andrew kick)
 00:00 RADFORD - OSBORNE, Brad 9 pass from MANUMA, Mosiah (no PAT attempted)

	RADFORD	IOLANI
FIRST DOWNS	19	10
RUSHES-YARDS (NET)	33-67	24-194
PASSING YDS (NET)	207	65
Passes Att-Comp-Int.....	39-25-2	11-6-1
TOTAL OFFENSE PLAYS-YARDS	72-274	35-259
Fumble Returns-Yards.....	0-0	0-0
Punt Returns-Yards.....	4-44	3-64
Kickoff Returns-Yards.....	5-46	2-67
Interception Returns-Yards....	1-0	2-37
Punts (Number-Avg).....	6-38.0	5-38.6
Fumbles-Lost.....	1-0	1-1
Penalties-Yards.....	2-15	4-44
Possession Time.....	31:44	16:15
Third-Down Conversions.....	7 of 17	3 of 8
Fourth-Down Conversions.....	3 of 4	0 of 0
Red-Zone Scores-Chances.....	2-2	0-0
Sacks By: Number-Yards.....	1-1	4-21

RUSHING: Radford-HOGAN, Phil 10-35; BROWN, Doug 3-26; TOGIAILUA, P. 4-12; PUTMAN-CURRY, S. 1-5; FIASEU, Tama 2-0; MANUMA, Mosiah 12-minus 1; TEAM 1-minus 10. Iolani-IMADA, Kellen 17-119; MARCIEL, Kela 4-70; ARAKAWA, Jarrett 2-6; BALDOMERO, Ammon 1-minus 1.

PASSING: Radford-MANUMA, Mosiah 21-33-0-167; BROWN, Doug 4-6-2-40. Iolani-ARAKAWA, Jarrett 6-11-1-65.

RECEIVING: Radford-PUTMAN-CURRY, S. 8-59; FORESTER, Andrew 4-49; OSBORNE, Brad 4-38; HOGAN, Phil 3-20; VICTORINO, Jared 2-16; ROBINSON, D. 2-11; LIMOS, Robert 1-15; TOGIAILUA, P. 1-minus 1. Iolani-TULONGHARI, T. 2-39; BARAYUGA, Kevin 2-15; HOOHULI, Keenan 1-7; IMADA, Kellen 1-4.

INTERCEPTIONS: Radford-MANUMA, Mosiah 1-0. Iolani-ALMADOVA, B. 1-27; GIBSON, Carl 1-10.

FUMBLES: Radford-TEAM 1-0. Iolani-MATSUNAMI, Alex 1-1.

Kickoff time: 4:37 pm End of Game: 7:00 pm Total elapsed time: 2:23
 Officials: Referee: Rhys Amimoto; Umpire: Gary Ferreira; Linesman: Marshall Harvest;
 Line judge: Fred Davidson; Back judge: Paul Cole; Field judge: Jerry Morris; Side
 judge: Ron Tacadena; Scorer: Dara Young;
 Temperature: 82 deg. Wind: E 5 mph Weather: Partly cloudy

2009 Division 2



Quarterfinal – Friday, Nov. 20, 2009 – Aiea High School Aiea 20, #4 Lahainaluna 12

	1	2	3	4	Total
Lahainaluna (6-4)	6	0	0	6	12
Aiea (9-3)	0	7	0	13	20

LAHA — Jostin Carbajal 1 run (kick failed)
 'AIEA — Chucky Kaahanui 32 run (Nicholas Hiraoka kick)
 AIEA — Kaahanui 10 run (kick failed)
 LANA – Pau'la Toa 27 pass from Todd Rickard, Jr. (kick blocked)
 'AIEA — Anae Vaa 43 run (Hiraoka kick)

RUSHING — Lahainaluna: Daven Kaina 9-24, Rickard, Jr. 11-31, George Chihara 2-13, Joseph Hildago 3-(minus 1), Carbajal 6-(minus 9), Imihana Ampong 2-5, Teanu Rickard 1-2, Toa 1-(minus 1). 'Aiea: Kaahanui 12-67, Otto-Titan Salausa 6-19, Vaa 8-67, Matt Faalele 1-(minus 1), Douglas Tautua 1-6.

PASSING — Lahainaluna: Rickard, Jr. 7-14-2-106. 'Aiea: Kaahanui 11-21-1-68,

RECEIVING — Lahainaluna: Ampong 1-13, Carbajal 2-17, Hildago 1-26, Chihara 1-9, Toa 1-27, Zachary Corpuel 1-14. 'Aiea: Kekoa Thompson 7-35, Michael Williams 1-8, Freddy Taliuli 1-0, Salausa 1-3, Faalele 1-22.

Quarterfinal – Friday, Nov. 20, 2009 – Moanalua High School Hawaii Prep 17, #3 Moanalua 14

	1	2	3	4	Total
Hawaii Prep (11-0)	6	0	8	0	14
Moanalua (10-2)	7	0	7	3	17

MOANALUA — Adam Francisco 80 run (kick failed)
 HAWAI'I PREP — Max Verbrugge 4 fumble return (Kalei Konrad kick)
 HAWAI'I PREP — Nathaniel Adams 10 pass from Keanu Yamamoto (Konrad kick)
 MOANALUA — Tahje Canyon 80 run (Xavier Peterson run)
 HAWAI'I PREP — FG Konrad 31

RUSHING — Hawai'i Prep: Roland Setu 3-(minus 6), Isaiah Adams 8-26, Yamamoto 8-2, Keoni Colson 8-3. Moanalua: Michael Egami 2-(minus 4), Francisco 5-90, Canyon 15-141, Peterson 2-2, Keenan Ragraola 2-5.

PASSING — Hawai'i Prep: Yamamoto 12-20-1-150. Moanalua: Francisco 6-16-1-46, Egami 0-1-0-0.

RECEIVING — Hawai'i Prep: JJ Higginson 3-32, I. Adams 3-63, N. Adams 6-55. Moanalua: Egami 1-10, Richard Villasenor 1-4, Canyon 2-24, Ragraola 1-9, Peterson 1-(minus 1).

Semifinal – Friday, Nov. 27, 2009 – Radford High School**#1 'Iolani 21, Aiea 7**

	1	2	3	4	Total
Aiea (9-4)	0	7	0	0	7
'Iolani (11-2)	7	7	0	7	21

'IOL — Ammon Baldomero 2 run (Andrew Skalman kick)

'AIEA — Otto-Titan Salausa 4 run (Nicholas Hiraoka kick)

'IOL — Josiah Sukumaran 24 pass from Jarrett Arakawa (Skalman kick)

'IOL — Trevyn Tulonghari 12 run (Skalman kick)

RUSHING — 'Aiea: Salausa 14-49, Matt Faalele 3-8, Chucky Kaahanui 5-(minus 9), Anae Vaa 4-23, Freddy Taliulu 3-(minus 5), Douglas Tautua 1-1, Team 1-(minus 1). 'Iolani: Baldomero 31-139, Arakawa 2-(minus 25), Barayuga 1-6, Tulonghari 2-22, Team 1-(minus 1).

PASSING — 'Aiea: Kaahanui 4-14-0—64, Taliulu 3-8-1—23. 'Iolani: Arakawa 17-32-3—201.

RECEIVING — 'Aiea: Vaa 1-5, Bryson Gabriel 1-6, Mansfield Silva 1-5, Kekoa Thompson 3-68, Faalele 1-3. 'Iolani: Matt Talavera 1-4, Tulonghari 7-74, Barayuga 1-13, Sukumaran 5-70, Baldomero 2-12, Bret Christman 1-30.

Semifinal – Friday, Nov. 27, 2009 – Vidinha Stadium**#2 Kauai 28, Hawaii Prep 14**

	1	2	3	4	Total
Hawaii Prep (11-1)	0	6	0	8	14
Kauai (10-0)	0	0	7	21	28

HAWAII PREP — Isaiah Adams 10 pass from Keanu Yamamoto (kick blocked)

KAUA'I — Jamen Kealoha-Albarado 9 pass from Trey Shimabukuro (Shea Shimabukuro kick)

KAUA'I — Kele Hanohano 43 run (S. Shimabukuro kick)

KAUA'I — Paleku Yasay 25 pass from T. Shimabukuro (S. Shimabukuro kick)

KAUA'I — T. Shimabukuro 1 run (S. Shimabukuro kick)

HAWAII PREP — Nathaniel Adams 51 pass from Yamamoto (George Twigg-Smith pass from Yamamoto)

RUSHING — Hawai'i Prep: I. Adams 15-64, Kawohi Schutte 3-0, Bronson Kobayashi 1-0, Keoni Colson 7-(minus 5), Yamamoto 12-(minus 25). Kaua'i: Hanohano 3-69, Yasay 16-60, John Das 1-8, Dustin Julian 2-minus 1; T. Shimabukuro 2-minus 1.

PASSING — Hawai'i Prep: Yamamoto 17-31-0—247. Kaua'i: T. Shimabukuro 17-31-2—208.

RECEIVING — Hawai'i Prep: N. Adams 8-142, Schutte 3-31, JJ Higginson 2-35, Colson 2-24, I. Adams 2-15. Kaua'i: Taran Tani 6-31, Kalena Rodero-Workman 4-94, S. Shimabukuro 3-4, Yasay 2-63, Kealoha-Albarado 1-9, Kevin Reyes 1-7.

Championship – Friday, Dec. 4, 2009 – Aloha Stadium

#1 'Iolani 24, #2 Kauai 17

	1	2	3	4	Total
Kauai (10-1)	3	7	0	7	17
'Iolani (12-2)	10	0	7	7	24

Scoring Summary:

1st 11:47 IOLANI - Saito, Reid 36 interception return (Skalman, Andrew kick)
 06:36 KAUAI - Shimabukuro, S. 40 field goal
 01:04 IOLANI - Skalman, Andrew 28 field goal
 2nd 04:58 KAUAI - Kealoha-Albarad 9 pass fr Shimabukuro, T. (Shimabukuro, S. kick)
 3rd 04:19 IOLANI - Baldomero, A. 3 run (Skalman, Andrew kick)
 4th 08:25 IOLANI - Epenesa, S. 3 pass from Arakawa, Jarret (Skalman, Andrew kick)
 02:02 KAUAI - Kealoha-Albarad 8 pass fr Shimabukuro, T. (Shimabukuro, S. kick)

	KAUAI	IOLANI
FIRST DOWNS	12	21
RUSHES-YARDS (NET)	17-21	40-141
PASSING YDS (NET)	204	251
Passes Att-Comp-Int.....	43-21-2	30-22-4
TOTAL OFFENSE PLAYS-YARDS	60-225	70-392
Fumble Returns-Yards.....	0-0	0-0
Punt Returns-Yards.....	0-0	3-6
Kickoff Returns-Yards.....	3-28	3-45
Interception Returns-Yards....	4-40	2-36
Punts (Number-Avg).....	5-35.8	1-45.0
Fumbles-Lost.....	3-2	3-3
Penalties-Yards.....	2-15	2-15
Possession Time.....	17:35	30:25
Third-Down Conversions.....	5 of 13	9 of 13
Fourth-Down Conversions.....	1 of 1	0 of 0
Red-Zone Scores-Chances.....	2-2	3-4
Sacks By: Number-Yards.....	1-5	1-1

RUSHING: Kauai-Yasay, Paleku 12-36; Hanohano, Kele 2-9; Shimabukuro, T. 3-minus 24. Iolani-Baldomero, A. 34-108; Arakawa, Jarret 4-23; Matsunami, Alex 1-10; Barayuga, Kevin 1-0.

PASSING: Kauai-Shimabukuro, T. 21-43-2-204. Iolani-Arakawa, Jarret 22-30-4-251.

RECEIVING: Kauai-Tani, Taran 7-98; Reyes, Kevin 4-22; Rodero-Workman 3-27; Shimabukuro, S. 2-19; Kealoha-Albarad 2-17; Hanohano, Kele 1-15; Yasay, Paleku 1-5; Largusa, C. 1-1. Iolani-Tulonghari, T. 8-134; Baldomero, A. 4-38; Christman, Bret 3-22; Sukumaran, J. 2-3; Barayuga, Kevin 1-22; Arakawa, Dane 1-12; Talavera, Matt 1-11; Kealoha, Maika 1-6; Epenesa, S. 1-3.

INTERCEPTIONS: Kauai-Largusa, C. 3-40; Koga, Travis 1-0. Iolani-Saito, Reid 1-36; Skalman, Andrew 1-0.

FUMBLES: Kauai-Yasay, Paleku 1-1; Hanohano, Kele 1-1; Shimabukuro, T. 1-0. Iolani-Baldomero, A. 2-2; Nada, Sean 1-1.

Kickoff time: 4:39 pm End of Game: 7:05 pm Total elapsed time: 2:26
 Officials: Referee: Vernon Nakamoto; Umpire: Michael Simonds; Linesman: Mike Quartero;
 Line judge: Jim Polacek; Back judge: Ron Tacadena; Field judge: Ernest Furtado; Side
 judge: Randy Morris; Scorer: Dara Young;
 Temperature: 77 deg. Wind: NNE 13 mph Weather: Humidity - 57%

2010 Division 2



Quarterfinal – Friday, Nov. 12, 2010 – Kamehameha Schools Hawaii Campus #3 Kaimuki 14, KS Hawaii 9

	1	2	3	4	Total
Kaimuki (11-1)	0	7	0	7	14
KS Hawaii (11-2)	3	0	0	6	9

KS-H – FG DJ Grant-Johnson 31 yards
 Kai – Chester Su'a 3 run (Keoki Kaiahua kick)
 Kai – Su'a 5 run (Kaiahua kick)
 KS-H – Tavon Pegues 66 pass from Warner Shaw (pass failed)

RUSHING – Kaimuki: Su'a 22-117, Nahoa Spencer 4-13, Siaosi Hala'api'api 2-0, Kaulana Moefu 1-7, Manu Moala 4-6, Tre Paderes 1-3. Kamehameha-Hawai'i: Aukai Akau 1-1, Tavon Pegues 1-11, Reyn Clarke 1-(minus-2), Shaun Kagawa 6-11, Keoni Thompson 3-0, Colby Cabatu 1-0, Kealii Na'auao 6-11, Everett McKee 2-10, Shaw 4-(minus-8), team 1-(minus-13).

PASSING – Kaimuki: Spencer 9-14-1—89, Dallas Reis 0-1-0--0. Kamehameha-Hawaii: Thompson 6-18-1—20, Shaw 7-15-1--126.

RECEIVING – Kaimuki: Justice Sarcedo-Deloney 2-12, Nick Motellang 1-19, Mason Kualii-Moe 4-50, Hala'api'api 1-(minus-3), Kevin Tofiga 1-11. Kamehameha-Hawaii: Clarke 1-0, Akau 5-29, Pegues 4-99, McKee 1-10, Kagawa 1-6, Na'auau 1-2.

Quarterfinal – Saturday, Nov. 13, 2010 – Vidinha Stadium #4 Kauai 17, Kalaheo 13

	1	2	3	4	Total
Kalaheo (6-5)	7	0	6	0	13
Kauai (8-1)	0	3	14	0	17

Kala – Justin Pagan 1 run (Danielle Ferguson kick)
 Kaua'i – FG Shea Shimabukuro 23
 Kaua'i – Darren Acoba 30 run (Shimabukuro kick)
 Kala – Nainoa Frank 11 pass from Pagan (kick failed)
 Kaua'i – Acoba 29 run (Shimabukuro kick)

RUSHING – Kalaheo: Jesse Carney 12-52, Pagan 19-27, Mana Maglinti 2-4. Kaua'i: Jake Leake 9-48, Darren Acoba 14-153, Travis Koga 9-49, Keoki Pantorilla 1-3, Kamu Motooka 3-20, Dreyke Smith-Butac 1-4, Shimabukuro 1-(minus-2), Team 1-(minus-1).

PASSING – Kalaheo: Pagan 14-20-1--143. Kauai: Shimabukuro 2-4-0--25.

RECEIVING – Kalaheo: Nainoa Frank 8-97, Sage Richardson 3-23, Carney 3-23. Kauai: Acoba 2-25.

Semifinal – Friday, Nov. 19, 2010 – War Memorial Stadium**#3 Kaimuki 28, #2 Lahainaluna 27 (OT)**

	1	2	3	4	OT	Total
Kaimuki (11-2)	0	0	7	14	7	28
Lahainaluna (7-2)	6	0	8	7	6	27

Lah — Joseph Hidalgo 1 pass from T.J. Rickard (kick failed)

Kai — Chester Su‘a 1 run (Keoki Kaiahua kick)

Lah — Jostin Carbajal 33 run (Tytus Lucas pass from Vyno Omiat)

Kai — Su‘a 2 run (Kaiahua kick)

Lah – Carbajal 1 run (Lucas kick)

Kai – Nahoa Spencer 1 run (Kaiahua kick)

Kai – Su‘a 3 run (Kaiahua kick)

Lah – Carbajal 20 run (kick failed)

RUSHING – Kaimuki: Su‘a 33-229, Brandon Kekoa 3-1, Spencer 5-22, Kaulana Moefu 1-1, Manu Moala 1-0. Lahainaluna: Joseph Hidalgo 11-28, Rickard 13-55, Jostin Carbajal 14-106, Rhaggie Tapuro 1-(minus-5).

PASSING – Kaimuki: Spencer 8-19-1--87, Su‘a 0-1-0--0. Lahainaluna: Rickard 10-17-1--89, Omiat 0-1-0--0.

RECEIVING – Kaimuki: Justice Sarcedo-Deloney 2-26, Kevin Tofiga 3-27, Siaso Hala‘api‘api 1-7, Mason Kualii‘i-Moe 1-8, Su‘a 1-19. Lahainaluna: Hidalgo 3-7, Chase Rogers 2-13, Carbajal 4-55, Lucas 1-14.

Semifinal – Saturday, Nov. 20, 2010 – ‘Iolani School**#1 Iolani 14, #4 Kauai 0**

	1	2	3	4	Total
Kauai (8-2)	0	0	0	0	0
‘Iolani (8-3)	7	7	0	0	14

‘Iol – Jordan Lee 7 run (Lee kick)

‘Iol – Kevin Barayuga 25 pass from Reece Foy (Lee kick)

RUSHING – Kaua‘i: Travis Koga 9-22, Darren Acoba 24-98, Shea Shimabukuro 4-20, Arjay Honorato 5-32, Keoki Pantorilla 2-6. ‘Iolani: Foy 4-11, Ammon Baldomero 17-73, Lee 5-20.

PASSING – Kaua‘i: Shimabukuro 1-4-0—4, Trey Aguano 2-2-0—33. ‘Iolani: Foy 13-17-1—107.

RECEIVING – Kaua‘i: Acoba 2-8, Shimabukuro 1-29. ‘Iolani: Barayuga 6-67, Trevyn Tulonghari 2-21, Josiah Sukumaran 1-8, Lee 1-(minus-1), Kasey Takahashi 1-13, Sheldon Gallarde 1-3, Dane Arakawa 1-(minus-4).

Championship – Friday, Nov. 26, 2010 – Aloha Stadium

#1 'Iolani 49, #3 Kaimuki 14

	1	2	3	4	Total
Kaimuki (12-2)	0	0	14	0	14
'Iolani (9-3)	0	21	21	7	49

Scoring Summary:

2nd 09:52 IOLANI - BALDOMERO, Ammon 1 yd run (LEE, Jordan kick)
 09:06 IOLANI - TULONGHARI, T. 34 yd pass from FOY, Reece (LEE, Jordan kick)
 00:25 IOLANI - BALDOMERO, Ammon 22 yd pass from FOY, Reece (LEE, Jordan kick)
 3rd 09:16 IOLANI - ARAKAWA, Dane 20 yd pass from FOY, Reece (LEE, Jordan kick)
 07:10 KAIMUKI - TOFIGA, Kevin 68 yd pass from DEMEI, Wiseman (KAIAHUA, Keoki kick)
 04:46 IOLANI - LEE, Jordan 15 yd run (LEE, Jordan kick)
 03:05 KAIMUKI - KUALII-MOE, M. 1 yd pass from SPENCER, Nahoia (KAIAHUA, Keoki kick)
 01:47 IOLANI - SUKUMARAN, J. 33 yd pass from FOY, Reece (LEE, Jordan kick)
 4th 08:27 IOLANI - ARAKAWA, Dane 15 yd pass from FOY, Reece (LEE, Jordan kick)

	KAIMUKI	IOLANI
FIRST DOWNS	10	24
RUSHES-YARDS (NET)	26-93	46-175
PASSING YDS (NET)	179	297
Passes Att-Comp-Int.....	20-10-1	24-20-1
TOTAL OFFENSE PLAYS-YARDS	46-272	70-472
Fumble Returns-Yards.....	0-0	1-26
Punt Returns-Yards.....	1-19	3-16
Kickoff Returns-Yards.....	7-62	2-35
Interception Returns-Yards....	1-0	1-18
Punts (Number-Avg).....	5-30.8	2-43.0
Fumbles-Lost.....	3-3	4-1
Penalties-Yards.....	8-46	9-67
Possession Time.....	20:17	27:43
Third-Down Conversions.....	2 of 10	7 of 12
Fourth-Down Conversions.....	0 of 1	0 of 1
Red-Zone Scores-Chances.....	1-1	4-5
Sacks By: Number-Yards.....	2-12	1-8

RUSHING: Kaimuki-SUA, Chester 16-77; SPENCER, Nahoia 6-16; PADERES, Tre 3-8; REIS, Dallas 1-minus 8. Iolani-BALDOMERO, Ammon 23-105; LEE, Jordan 8-71; GALLARDE, S. 4-23; WATANABE, Logan 2-minus 2; MENTO, Kody 3-minus 6; FOY, Reece 6-minus 16.

PASSING: Kaimuki-SPENCER, Nahoia 9-17-1-111; REIS, Dallas 0-2-0-0; DEMEI, Wiseman 1-1-0-68. Iolani-FOY, Reece 20-24-1-297.

RECEIVING: Kaimuki-KUALII-MOE, M. 4-44; TOFIGA, Kevin 2-81; MOTELLANG, Nick 2-47; HALA'API'API, S. 1-6; SARCEDO-DELONEY 1-1. Iolani-TULONGHARI, T. 7-99; SUKUMARAN, J. 5-64; TAKAHASHI, Kasey 3-69; ARAKAWA, Dane 3-38; GALLARDE, S. 2-5; BALDOMERO, Ammon 0-22.

INTERCEPTIONS: Kaimuki-SARCEDO-DELONEY 1-0. Iolani-CONLAN, Joshua 1-18.

FUMBLES: Kaimuki-MOTELLANG, Nick 2-2; SUA, Chester 1-1. Iolani-GALLARDE, S. 1-0; FOY, Reece 1-0; LEE, Jordan 1-0; ARAKAWA, Dane 1-1.

Kickoff time: 4:07 pm End of Game: 6:43 pm Total elapsed time: 2:36
 Officials: Referee: Cal Evans; Umpire: Sam Wilson; Linesman: Jim Beavers;
 Line judge: Rusty Alama; Back judge: Duane Moku; Field judge: Ron Tacadena;
 Side judge: Eric Stoffers; Scorer: Dara Young;
 Temperature: 81 deg. Wind: ENE 21 mph Weather: Sunny w/isolated showers

2011 Division 2



Quarterfinal – Saturday, Nov. 12, 2011 – Vidinha Stadium #4 Kapaa 7, Pearl City 0

	1	2	3	4	Total
Pearl City (9-3)	0	0	0	0	0
Kapaa (8-3)	0	0	0	7	7

Kapa'a – Cory Somera-Payomo 3 run (Jonathan Paleka kick)

RUSHING – Pearl City: Rakeel Mcmillian 2-3, Kaimi Paredes 12-(minus-6), Shawn Lopez 5-37. **Kapa'a:** John Das 13-30, Syndreck D'Sio 7-37, Somera-Payomo 9-31, Bronson Aiwohi 15-83, Kaikea Sonoda 1-1.

PASSING – Pearl City: Paredes 15-29-0-- 109. **Kapa'a:** Das 6-11-1—55.

RECEIVING – Pearl City: Kelson Laboy 3-15, Shawn Lopez 4-48, McMillian 2-8, Keanu Harris 1-14, Tristin Kamaka 2-5, Daicorri Briscoe 3-19. **Kapa'a:** Sonoda 2-42, Somera-Payomo 2-6, Aiwohi 1-(minus-3), Reece Hickse-Whetsel 1-10.

Quarterfinal – Saturday, Nov. 12, 2011 – War Memorial Stadium #3 Lahainaluna 23, Konawaena 6

	1	2	3	4	Total
Konawaena (11-2)	0	6	0	0	6
Lahainaluna (7-4)	0	14	2	7	23

Lah-Mark Alamon 61 fumble return (Amateo Flores kick)

Lah-Jared Rocha 12 run (Flores kick)

Kona-Austin Denis 12 pass from Lii Karratti (run failed)

Lah-Safety, runner tackled in end zone

Lah-Rocha 4 run (Flores kick)

RUSHING-Konawaena: Karratti 7-13, Isaiah Chinen 7-39, Viliamu Uulopa 1-(minus 9), Gunner Nagata 2-6, Makana Canda 1-1, Team 1-(minus 17). **Lahainaluna:** Jacob Kenolio-Dusenberry 22-(minus 32), Semisi Filikitonga 3-10, Rocha 8-32, BJ Pagdilao-Bala 6-15, Tytus Lucas 6-21, Chanse Uyeda 3-16, Mark Alamon 7-36.

PASSING-Konawaena: 9-34-7--108, Uulopa 0-1-0--0. **Lahainaluna:** Kenolio-Dusenberry 0-7-0--0.

RECEIVING-Konawaena; Kenan Gaspar 4-41, Domonic Morris 3-49, Austin Denis 2-18.

**Semifinal – Friday, Nov. 18, 2011 – Waipahu High School
#2 Waipahu 19, #3 Lahainaluna 14**

	1	2	3	4	Total
Lahainaluna (7-4)	0	14	0	0	14
Waipahu (8-3)	7	6	6	0	19

Waip – Gregorio Alip 74 run (Jayson Gonsalves kick)
 Lah – BJ Pagdilao-Bala 6 run (Amateo Flores kick)
 Lah – Jared Rocha-Islas 2 run (Flores kick)
 Waip – Mataio Fualema 19 pass from Drake Yoshioka (kick failed)
 Waip – Alip 1 run (pass failed)

RUSHING – Lahainaluna: Rocha-Islas 13-14, Jacon Kenolio-Dusenberry 15-51, Semisi Filikitonga 4-8, Pagdilao-Bala 5-47, Mark Ventura 1-0, Mark Alamon 2-6, Chanse Uyeda 1-16, Team 1-(minus-4).
Waipahu: Alip 18-134, Yoshioka 2-(minus-3), Isaiah Alama 2-6, Matapua Tulafale 10-68, Wesley Nagaseu 1-1, Mataio Fualema 1-(minus-2), Team 2-(minus-25).

PASSING – Lahainaluna: Kenolio-Dusenberry 4-17-1—41. **Waipahu:** Yoshioka 6-14-1—82, Fualema 0-1-0—0.

RECEIVING – Lahainaluna: Alamon 1-15, Uyeda 1-5, Filikitonga 2-21. **Waipahu:** Dylan Pakau 2-31, Micah Luke 2-15, Fualema 2-36.

**Semifinal – Saturday, Nov. 19, 2011 – ‘Iolani School
#1 Iolani 17, #4 Kapaa 13**

	1	2	3	4	Total
Kapaa (8-4)	0	13	0	0	13
‘Iolani (7-4)	0	3	14	0	17

Kap - Jon Das 1 run (kick failed)
 Kap - Aaron Baltazar 18 pass from Das (Bronson Aiwohi kick)
 Iol - Jordan Lee 25 FG
 Iol - Tanner Nishioka 2 run (Lee kick)
 Iol - Nishioka 6 run (Lee kick)

RUSHING – Iolani: Lee 16-135, Kody Mento 10-50, Reece Foy 1-0, Nishioka 3-16, Sheldon Gallarde 1-2.
Kapaa: Das 16-81, Aiwohi 20-63, Kaikea Sonoda 1-1, Syndreck D'Sio 2-6, Cory Somera-Payomo 1-2.

PASSING – Iolani: Foy 13-27-1 – 113. **Kapaa:** Das 9-13-0 -104, Daniel Reis 1-3-0 – 0.

RECEIVING – Iolani: Kasey Takahashi 4-22, Lee 3-27, Nishioka 4-50, Dane Arakawa 2-14.
Kapaa: Reece Hicks-Whetsel 2-8, Jordan Cummings 1-12, Sonoda 2-36, Aiwohi 3-30, Baltazar 1-18, Somera-Payomo 1-0.

Championship – Friday, Nov. 25, 2011 – Aloha Stadium

#1 Iolani 34, #2 Waipahu 0

	1	2	3	4	Total
Waipahu (8-4)	0	0	0	0	0
Iolani (8-4)	14	10	3	7	34

Scoring Summary:

1st 07:52 IOLANI - MENTO, Kody 7 yd run (LEE, Jordan kick)
 03:20 IOLANI - NISHIOKA, Tanner 59 yd pass from FOY, Reece (LEE, Jordan kick)
 2nd 10:01 IOLANI - LEE, Jordan 22 yd field goal
 05:37 IOLANI - MENTO, Kody 8 yd run (LEE, Jordan kick)
 3rd 06:32 IOLANI - LEE, Jordan 32 yd field goal
 4th 04:59 IOLANI - MENTO, Kody 8 yd run (HUNG, Kelsey kick)

	WAIPAHAU	IOLANI
FIRST DOWNS.....	10	22
RUSHES-YARDS (NET).....	37-200	45-283
PASSING YDS (NET).....	0	158
Passes Att-Comp-Int.....	11-1-2	21-12-0
TOTAL OFFENSE PLAYS-YARDS.....	48-200	66-441
Fumble Returns-Yards.....	0-0	0-0
Punt Returns-Yards.....	1--2	4-46
Kickoff Returns-Yards.....	5-67	0-0
Interception Returns-Yards....	0-0	2-20
Punts (Number-Avg).....	5-36.8	2-41.5
Fumbles-Lost.....	4-3	2-1
Penalties-Yards.....	9-84	7-55
Possession Time.....	21:50	26:10
Third-Down Conversions.....	4 of 12	4 of 11
Fourth-Down Conversions.....	2 of 2	0 of 2
Red-Zone Scores-Chances.....	0-0	5-5
Sacks By: Number-Yards.....	2-17	1-11

RUSHING: Waipahu-ALIP, Gregorio 18-113; TULAFALÉ, M. 8-27; PAKAU, Dylan 1-22; ALAMA, Isaiah 3-21; CASTRO, Eric 1-13; FUALEMA, Mataio 5-4; PAULINO, C. 1-0. Iolani-LEE, Jordan 19-177; MENTO, Kody 14-85; NISHIOKA, Tanner 1-8; TAKAHASHI, Kasey 1-7; GALLARDE, S. 4-4; KAIURA, Brandon 3-4; FOY, Reece 3-minus 2.

PASSING: Waipahu-FUALEMA, Mataio 1-11-2-0. Iolani-FOY, Reece 12-21-0-158.

RECEIVING: Waipahu-TULAFALÉ, M. 1-0. Iolani-NISHIOKA, Tanner 4-93; ARAKAWA, Dane 3-33; GALLARDE, S. 3-24; TAKAHASHI, Kasey 2-8.

INTERCEPTIONS: Waipahu-None. Iolani-DONAHUE, C. 1-17; LOS BANOS, JT 1-3.

FUMBLES: Waipahu-FUALEMA, Mataio 2-2; CORPUZ-SLADE, M. 1-1; TULAFALÉ, M. 1-0. Iolani-FOY, Reece 1-0; KAIURA, Brandon 1-1.

Kickoff time: 4:11 pm End of Game: 6:37 pm Total elapsed time: 2:26
 Officials: Referee: Cal Evans; Umpire: Sam Wilson; Linesman: Wade Miranda;
 Line judge: Craig Shaner; Back judge: Santos Barbasa; Field judge: Robert Victor;
 Side judge: Eric Stoffers; Scorer: Dara Young;
 Temperature: 82 deg Wind: NE 13 mph Weather: Partly cloudy

2012 Division 2



Quarterfinal – Saturday, Nov. 10, 2012 – Vidinha Stadium

Radford 22, #4 Kauai 21

	1	2	3	4	Total
Radford (11-1)	14	0	0	8	22
Kauai (8-2)	7	0	7	7	21

RAD - L. Soakai, 20 yard interception return. (C. Conley kick good)

KAUA - D.Smith-Butac, recovered punt block in end zone. (G. Basquez kick good)

RAD - J. Pasigan, 9 yard pass from C. Lui-Yuen. (C. Conley kick good)

KAUA - C. Ramirez, 17 yard pass from T. Aguano. (G. Basquez kick good)

KAUA - R. McFadden, 8 yard run. (G. Basquez kick good)

RAD - C. Lui-Yuen, 1 yard run. (C. Lui-Yuen pass to M. Kakiva good)

RUSHING - Radford: Chris Jackson 8-35, Jordan Murao 9-23, Cody Lui-Yuen 14-12, Chance Cacatian 2-(-5). Kauai: Reggie McFadden 19-83, Trey Aguano 10-48, Dreyke Smith-Butac 3-27, Chanse Ramirez 4-14, Keenan Kaluahine-Arroyo 3-5, Waika Alapai 2-2.

PASSING - Radford: Cody Lui-Yuen 20-34-2-180, Cayman Conley 1-1-0-12. Kauai: Trey Aguano 14-31-3-163.

RECEIVING - Radford: Jameson Pasigan 9-92, Jordan Murao 2-25, Randy Ramos 2-19, Andrew Killen 2-16, Keanu Keaweehu-Ancog 2-14, Chris Jackson 1-13, Dre'ell Blackwell 3-13. Kauai: Chanse Ramirez 3-51, Dreyke Smith-Butac 4-42, James Bukoski 2-36, Kalawaia Judd 2-21, Kelson Andrade 1-8, Reggie McFadden 2-5.

Quarterfinal – Saturday, Nov. 10, 2012 – Konawaena High School

Nanakuli 25, #3 Konawaena 23

	1	2	3	4	Total
Nanakuli (7-4)	0	7	8	10	25
Konawaena (9-5)	6	17	0	0	23

KONA - Kahoalii Karratti, 1 yard run. (run failed)

NANA - Chazz Troutman, 18 yard run. (Joe Shelton kick good)

KONA - Domonic Morris, 22 yard pass from K. Karratti. (J. Replogle kick good)

KONA - Bubba Ellis-Noa, 1 yard run. (J. Replogle kick good)

KONA - John Replogle, 32 yard field goal.

NANA - Khade Paris, 23 yard run. (C. Troutman pass to Lansen Liki good)

NANA - C. Troutman, 11 yard run. (C. Troutman pass to L. Liki good)

NANA - Safety.

RUSHING - Nanakuli: Khade Paris 20-135, Chazz Troutman 14-33, Brandon Felisi 11-23, Nyenoa Ulanga-Kauwelo 5-9, Nathan Kipi 1-5, Team 2-(-10). Konawaena: John Kamoku 6-16, Dishon Cho 2-9, Bubba Ellis-Noa 3-2, Kahoalii Karratti 8-2.

PASSING - Nanakuli: Chazz Troutman 7-15-2-67, Joseph Shelton 0-1-0-0. Konawaena: Kahoalii Karratti 9-25-1-295.

RECEIVING - Nanakuli: Nyenoa Ulanga-Kauwelo 3-47, Lansen Liki 1-9, Eric Au Hoon-Kaawa 1-6, Joseph Shelton 1-3, Brandon Felisi 1-2. Konawaena: Kenan Gaspar 4-132, Domonic Morris 3-111, Dishon Cho 2-52.

Semifinal – Saturday, Nov. 17, 2012 – Aloha Stadium

#2 Lahainaluna 28, Nanakuli 0

	1	2	3	4	Total
Nanakuli (6-5)	0	0	0	0	0
Lahainaluna (9-1)	7	7	7	7	28

Scoring Summary:

1st 03:50 LAHAINA - ALAMON,Mark 1 run (KOHLEH-FONOHEMA kick)
 2nd 11:09 LAHAINA - MEDEIROS-TANGAT 68 pass from FILIKITONGA LUK (KOHLEH-FONOHEMA kick)
 3rd 07:58 LAHAINA - LUCAS,Tytus 34 interception return (KOHLEH-FONOHEMA kick)
 4th 07:32 LAHAINA - FILIAI,Samiuela 0 yd fumble recovery (KOHLEH-FONOHEMA kick)

	NANAKULI	LAHAINA
FIRST DOWNS	8	15
RUSHES-YARDS (NET)	21--7	42-164
PASSING YDS (NET)	139	126
Passes Att-Comp-Int.....	21-11-2	10-6-0
TOTAL OFFENSE PLAYS-YARDS	42-132	52-290
Fumble Returns-Yards.....	0-0	0-0
Punt Returns-Yards.....	1-9	1-3
Kickoff Returns-Yards.....	5-103	1-17
Interception Returns-Yards....	0-0	2-34
Punts (Number-Avg).....	5-39.6	5-35.8
Fumbles-Lost.....	3-2	1-0
Penalties-Yards.....	6-50	4-41
Possession Time.....	19:09	28:51
Third-Down Conversions.....	2 of 9	3 of 11
Fourth-Down Conversions.....	1 of 2	1 of 2
Red-Zone Scores-Chances.....	0-2	1-1
Sacks By: Number-Yards.....	2-13	3-17

RUSHING: Nanakuli-FELISI,Brandon 4-13; ULANGCA-KAUWELo 4-2; KIPI,Nathan 2-1; PARIS,Khade 4-1; TROUTMAN,Chazz 7-minus 24. Lahaina-ROCHA-ISLAS,J. 9-76; LUCAS,Tytus 3-64; KOHLEH-FONOHEMA 9-26; FILIKITONGA,S. 10-13; ALAMON,Mark 1-1; TEAM 1-minus 3; FILIKITONGA LUK 9-minus 13.

PASSING: Nanakuli-TROUTMAN,Chazz 11-20-2-139; FELISI,Brandon 0-1-0-0. Lahaina-FILIKITONGA LUK 6-10-0-126.

RECEIVING: Nanakuli-FELISI,Brandon 3-30; GARCIA,Charles 3-2; LIKI,Lansen 2-52; ULANGCA-KAUWELo 2-46; SHELTON,Joseph 1-9. Lahaina-WHITEHEAD,C. 2-22; MEDEIROS-TANGAT 1-68; FATONGIA,Ernest 1-19; ROCHA-ISLAS,J. 1-10; ANCOG,Jeffrey 1-7.

INTERCEPTIONS: Nanakuli-None. Lahaina-LUCAS,Tytus 2-34.

FUMBLES: Nanakuli-GARCIA,Charles 1-1; ULANGCA-KAUWELo 1-0; PARIS,Khade 1-1. Lahaina-FILIKITONGA LUK 1-0.

Kickoff time: 4:10 pm End of Game: 6:22 pm Total elapsed time: 2:22
 Officials: Referee: Robert Victor; Umpire: Rodney Alama,Sr; Linesman: Pete Pamalyon;
 Line judge: Gary Daniels; Back judge: Ron Tacadena; Field judge: James Bolosan; Side
 judge: Ernest Furtado; Scorer: Dara Young;

Semifinal – Saturday, Nov. 17, 2012 – Aloha Stadium

#1 Iolani 43, Radford 0

	1	2	3	4	Total
Radford (11-2)	0	0	0	0	0
Iolani (8-3)	22	21	0	0	43

Scoring Summary:

1st 05:58 IOLANI - SITUMEANG, J. 45 yd interception return (GENOVIA, Jordan kick)
 04:21 IOLANI - OHIRA, Austin 21 yd pass from FOY, Reece (LOOK, Max rush)
 02:03 IOLANI - HANAOKA, Chad 18 yd pass from FOY, Reece (GENOVIA, Jordan kick)
 2nd 10:58 IOLANI - NISHIOKA, Tanner 42 yd pass from FOY, Reece (GENOVIA, Jordan kick)
 07:28 IOLANI - KATO, Yuuya 21 yd pass from FOY, Reece (GENOVIA, Jordan kick)
 00:08 IOLANI - KATO, Yuuya 1 yd run (GENOVIA, Jordan kick)

	RADFORD	IOLANI
FIRST DOWNS	17	16
RUSHES-YARDS (NET)	26-99	33-139
PASSING YDS (NET)	167	253
Passes Att-Comp-Int.....	42-16-3	22-16-0
TOTAL OFFENSE PLAYS-YARDS	68-266	55-392
Fumble Returns-Yards.....	1-3	0-0
Punt Returns-Yards.....	1-0	0-0
Kickoff Returns-Yards.....	5-93	0-0
Interception Returns-Yards....	0-0	3-104
Punts (Number-Avg).....	3-34.0	3-30.0
Fumbles-Lost.....	2-2	2-2
Penalties-Yards.....	4-31	0-0
Possession Time.....	22:45	25:15
Third-Down Conversions.....	6 of 14	8 of 13
Fourth-Down Conversions.....	1 of 5	1 of 1
Red-Zone Scores-Chances.....	0-2	3-4
Sacks By: Number-Yards.....	0-0	1-9

RUSHING: Radford-MURAO, Jordan 17-66; LUI-YUEN, Cody 4-24; KAKIVA, Mana 3-14; JACKSON, Chris 1-3; KEAWEEHU-ANCOG, 1-minus 8. Iolani-KATO, Yuuya 17-103; FOY, Reece 3-19; MANEFAIGA, Max 7-12; OVERCASH, Adam 2-5; HANAOKA, Chad 1-2; KEKINA, Kyle 1-2; TEAM 2-minus 4.

PASSING: Radford-LUI-YUEN, Cody 15-40-2-141; ALUALU, Isaac 0-1-1-0; KAKIVA, Mana 1-1-0-26. Iolani-FOY, Reece 13-17-0-215; TSUBATA, Easton 3-4-0-38; JIM ON, Austin 0-1-0-0.

RECEIVING: Radford-PASIGAN, Jameson 6-77; TINAO-RABELLIZS 2-25; KILLEN, Andrew 2-24; BLACKWELL, D. 2-16; RAMOS, Randy 1-17; JACKSON, Chris 1-5; BROWN, Julian 1-4; MURAO, Jordan 1-minus 1. Iolani-NISHIOKA, Tanner 8-125; OHIRA, Austin 3-43; KANEKUNI, Chase 2-34; HANAOKA, Chad 2-30; KATO, Yuuya 1-21.

INTERCEPTIONS: Radford-None. Iolani-LOOK, Max 1-59; SITUMEANG, J. 1-45; LOS BANOS, JT 1-0.

FUMBLES: Radford-KILLEN, Andrew 1-1; KEAWEEHU-ANCOG, 1-1. Iolani-KATO, Yuuya 1-1; MANEFAIGA, Max 1-1.

Kickoff time: 7:02 pm End of Game: 9:08 pm Total elapsed time: 2:06
 Officials: Referee: B. Mirafuentes; Umpire: Michael Reedy; Linesman: Scott Smith;
 Line judge: Allen Marshall; Back judge: Adam Marshall; Field judge: Shawn McGurrin;
 Side judge: Jim Campbell; Scorer: Dara Young;

Championship – Friday, Nov. 23, 2012 – Aloha Stadium

#1 Iolani 36, #2 Lahainaluna 33

	1	2	3	4	Total
Lahainaluna (9-2)	0	14	13	6	33
Iolani (9-3)	7	15	7	7	36

Scoring Summary:

1st 00:55 IOLANI - HANAOKA, Chad 7 pass from FOY, Reece (GENOVIA, Jordan kick)
 2nd 11:16 IOLANI - NISHIOKA, Tanner 26 pass from FOY, Reece (LOOK, Max rush)
 03:39 LAHAINA - FILIKITONGA LUK 21 run (KOHLEK-FONOHEMA kick)
 00:32 LAHAINA - MEDEIROS-TANGAT 26 pass from FILIKITONGA LUK (KOHLEK-FONOHEMA kick)
 00:03 IOLANI - HANAOKA, Chad 2 pass from FOY, Reece (GENOVIA, Jordan kick)
 3rd 08:54 LAHAINA - FILIKITONGA LUK 7 run (KOHLEK-FONOHEMA pass failed)
 03:35 IOLANI - HANAOKA, Chad 18 pass from FOY, Reece (GENOVIA, Jordan kick)
 00:41 LAHAINA - LUCAS, Tytus 19 run (KOHLEK-FONOHEMA kick)
 4th 07:21 LAHAINA - KOHLEK-FONOHEMA 2 run (KOHLEK-FONOHEMA kick failed)
 01:53 IOLANI - NISHIOKA, Tanner 26 pass from FOY, Reece (GENOVIA, Jordan kick)

	LAHAINA	IOLANI
FIRST DOWNS	27	20
RUSHES-YARDS (NET)	53-441	30-115
PASSING YDS (NET)	77	299
Passes Att-Comp-Int.....	14-5-3	36-22-2
TOTAL OFFENSE PLAYS-YARDS	67-518	66-414
Fumble Returns-Yards.....	0-0	0-0
Punt Returns-Yards.....	1--3	1-0
Kickoff Returns-Yards.....	3-79	3-50
Interception Returns-Yards....	2-0	3-25
Punts (Number-Avg).....	3-28.3	4-32.5
Fumbles-Lost.....	4-1	0-0
Penalties-Yards.....	5-45	1-21
Possession Time.....	27:21	20:39
Third-Down Conversions.....	4 of 8	7 of 13
Fourth-Down Conversions.....	0 of 0	1 of 2
Red-Zone Scores-Chances.....	3-3	3-4
Sacks By: Number-Yards.....	1-7	1-4

RUSHING: Lahaina-ROCHA-ISLAS, J. 11-106; FILIKITONGA LUK 14-103; WHITEHEAD, C. 11-101; LUCAS, Tytus 8-69; ANCOG, Jeffrey 1-27; FILIKITONGA, S. 4-23; KOHLEK-FONOHEMA 4-12. Iolani-KATO, Yuuya 19-103; HANAOKA, Chad 1-7; FOY, Reece 7-7; NISHIOKA, Tanner 2-0; TEAM 1-minus 2.

PASSING: Lahaina-FILIKITONGA LUK 5-14-3-77. Iolani-FOY, Reece 22-36-2-299.

RECEIVING: Lahaina-MEDEIROS-TANGAT 1-26; LUCAS, Tytus 1-17; ROCHA-ISLAS, J. 1-13; FILIKITONGA, S. 1-13; KOHLEK-FONOHEMA 1-8. Iolani-NISHIOKA, Tanner 8-134; HANAOKA, Chad 6-50; KATO, Yuuya 4-76; KANEKUNI, Chase 3-36; OHIRA, Austin 1-3.

INTERCEPTIONS: Lahaina-MEDEIROS-TANGAT 2-0. Iolani-LOS BANOS, JT 3-25.

FUMBLES: Lahaina-FILIKITONGA LUK 2-0; MEDEIROS-TANGAT 1-1; LUCAS, Tytus 1-0. Iolani-None.

Kickoff time: 4:19 pm End of Game: 6:59 pm Total elapsed time: 2:40
 Officials: Referee: Pete Brigoli; Umpire: Mike Simonds; Linesman: Rhys Amimoto;
 Line judge: Dan Bayne; Back judge: Vernon Nakamoto; Field judge: Doug Hunt;
 Side judge: Shawn McGurrin; Scorer: Dara Young;
 Temperature: 82 deg. Wind: SW 10 mph Weather: Scattered showers

2013 Division 2



Quarterfinal – Saturday, Nov. 9, 2013 – Kaiser Stadium

#4 Kaiser 59, Konawaena 6

	1	2	3	4	Total
Konawaena (10-3)	0	6	0	0	6
Kaiser (11-1)	21	17	14	7	59

Scoring Summary:

1st 08:00 KAISER - BUTENBAH-LEONG, 55 yd run (SAI, Matt kick)
 06:59 KAISER - KAHANUI, Melvin 60 yd interception return (SAI, Matt kick)
 04:21 KAISER - FISIIAHI, Fitou 3 yd run (SAI, Matt kick)
 2nd 11:55 KAISER - FISIIAHI, Fitou 5 yd pass from KARRATTI, Kahoa (SAI, Matt kick)
 09:38 KAISER - SAI, Matt 37 yd field goal
 07:35 KONA - CHO, Dishon 7 yd run (REPLOGL, John kick failed)
 00:32 KAISER - HIGGINS, Parker 13 yd pass from KARRATTI, Kahoa (SAI, Matt kick)
 3rd 08:08 KAISER - HAILI, Matt 7 yd pass from IKEI, Justin (SAI, Matt kick)
 04:02 KAISER - SAOLE, Canaan 26 yd run (SAI, Matt kick)
 4th 11:53 KAISER - MAKANEOLE, Iako 20 yd pass from NEVES, Kahi (SAI, Matt kick)

	KONA	KAISER
FIRST DOWNS	13	15
RUSHES-YARDS (NET)	15-0	31-199
PASSING YDS (NET)	116	147
Passes Att-Comp-Int.....	42-12-4	21-13-1
TOTAL OFFENSE PLAYS-YARDS	57-116	52-346
Fumble Returns-Yards.....	0-0	0-0
Punt Returns-Yards.....	0-0	2-18
Kickoff Returns-Yards.....	6-111	2-23
Interception Returns-Yards....	1-16	4-115
Punts (Number-Avg).....	5-29.2	3-35.7
Fumbles-Lost.....	3-2	1-0
Penalties-Yards.....	9-74	9-89
Possession Time.....	24:06	23:54
Third-Down Conversions.....	3 of 12	4 of 10
Fourth-Down Conversions.....	0 of 3	2 of 2
Red-Zone Scores-Chances.....	1-1	6-6
Sacks By: Number-Yards.....	1-13	1-5

RUSHING: Konawaena-HOWES, Brandon 7-8; CHO, Dishon 1-7; KELEKOLIO, Alge 2-2; NOA-ELLIS, Nain 3-1; MEDEIROS, Kevin 1-minus 8; HOWES, Cameron 1-minus 10. Kaiser-BUTENBAH-LEONG, 7-65; BITANGA, Jeshua 4-48; FISIIAHI, Fitou 10-42; SAOLE, Canaan 3-29; KARRATTI, Kahoa 5-13; NEVES, Kahi 1-2; TEAM 1-0.

PASSING: Konawaena-HOWES, Brandon 11-39-4-119; GRACE, Shelton 0-2-0-0; NOA-ELLIS, Nain 1-1-0-minus 3. Kaiser-KARRATTI, Kahoa 10-15-1-108; NEVES, Kahi 2-5-0-32; IKEI, Justin 1-1-0-7.

RECEIVING: Konawaena-CHO, Dishon 4-38; TAKAKI, Chase 3-58; HOWES, Cameron 3-20; NOA-ELLIS, Nain 2-0. Kaiser-HIGGINS, Parker 5-77; FISIIAHI, Fitou 3-24; MAKANEOLE, Iako 1-20; IKEI, Justin 1-12; HAILI, Matt 1-7; CLIVIO, Curt 1-4; BUTENBAH-LEONG, 1-3.

INTERCEPTIONS: Konawaena-MIYAHIRA-YOUNG, 1-16. Kaiser-BITANGA, Jeshua 2-13; KAHANUI, Melvin 1-60; HIGGINS, Parker 1-42.

FUMBLES: Konawaena-HOWES, Cameron 1-1; MEDEIROS, Kevin 1-1; TAKAKI, Chase 1-0. Kaiser-IKEI, Justin 1-0.

Kickoff time: 7:05 pm End of Game: 9:54 pm Total elapsed time: 2:49
 Officials: Referee: Danny Bayne; Umpire: Garrett Geronimo; Linesman: Wade Miranda;
 Line judge: Jacob Wittler; Back judge: Ben Bregman; Field judge: Paul Code;
 Side judge: Travis Nakayama; Scorer: Tom Yoshida;
 Temperature: 81 deg Wind: East 10 mph Weather: Passing showers

Quarterfinal – Saturday, Nov. 9, 2013 – Vidinha Stadium

#3 Kauai 13, Pearl City 7

	1	2	3	4	Total
Pearl City (7-5)	0	0	0	7	7
Kauai (9-0)	0	13	0	0	13

Kaua'i -- Kanoa Iwasaki 1 run (Pono Bukoski kick)

Kaua'i -- P. Bukoski 13 pass from Kelson Andrade (kick failed)

PC -- Timothy Rivera 10 pass from Travis Joe (Dominic Maneafaiga kick)

RUSHING - Pearl City: Blake Cooper 9-65, Dominic Maneafiga 7-23, Reno Abero 4-14, Travis Joe 2-6, Nathaniel Fereti 2-2, Jordan Taamu 5--8. Kauai: Kyron Rapacon 10-60, Reggie McFadden 13-57, Iwasaki 8-27, P. Bukoski 3-5, Team 1-(minus-3), Andrade 3--7.

PASSING - Pearl City: Jordan Taamu 10-25-3-109, Joe 3-7-1-24. Kauai: Andrade 6-12-0-63,

RECEIVING - Pearl City: Rivera 6-74, Kristian Vaana-Kikuyama 3-19, Matt Dulatre 2-18, Kierren McGhee 1-9, Reno Abero 1-5, Cooper 0-8*. Kauai: Kalawaia Judd 4-39, P. Bukoski 1-13, Reggie McFadden 1-11.

* Cooper received a lateral from another receiver and gained 8 yards.

Semifinal – Saturday, Nov. 16, 2013 – War Memorial Stadium**#4 Kaiser 20, #1 Lahainaluna 9**

	1	2	3	4	Total
Kaiser (12-1)	7	0	13	0	20
Lahainaluna (10-1)	7	2	0	0	9

LAH - Jared Rocha-Isalas, 49 yard run. (J. Rocha-Isalas kick)

KAIS - Thomas Butenbah-Leong, 77 yard kickoff return. (Matt Sai kick)

LAH - Connor Mowat, safety.

KAIS - Fitou Fisiahi, 44 yard run. (run failed)

KAIS - F. Fisiahi, 1 yard run. (M. Sai kick)

RUSHING - Kaiser: Thomas Butenbah-Leong 19-91, Canaan Saole 10-84, Fitou Fisiahi 9-76, Kahoalii Karratti 3-31. Lahainaluna: Makoa Filikitonga 24-69, Jared Rocha-Isalas 5-63, Taylor Kohler-Fonohema 8-50, Christian Whitehead 2-23, Nathaniel Hapakuka-Nunuha 1-3, Kawika Kinimaka 1--1, Ansen Cabanilla 2-(-2), Jeffery Ancog 3-(-9), Chris Kaniho 2-(-12).

PASSING - Kaiser: Kahoalii Karratti 3-12-1-37. Lahainaluna: Makoa Filikitonga 3-8-0-8.

RECEIVING - Kaiser: Thomas Butenbah-Leong 2-30, Curt Clivio 1-7. Lahainaluna: Taylor Kohler-Fonohema 1-7, Amateo Flores 1-6, Christian Whitehead 1-5.

Semifinal – Saturday, Nov. 16, 2013 – 'Iolani School**#3 Kauai 28, #2 Iolani 7**

	1	2	3	4	Total
Kauai (10-0)	7	7	7	7	28
'Iolani (7-5)	0	0	0	7	7

Kaua'i -- Kyren Rapacon 3 run (Pono Bukoski kick)

Kaua'i -- Kainoa Iwasaki 6 run (Bukoski kick)

Kaua'i -- Reggie McFadden 1 run (Bukoski kick)

'Iolani -- Chase Kanekuni 8 pass from Austin Jim On (Keoni Kordell Makekau kick)

Kaua'i -- Iwasaki 31 run (Bukoski kick)

RUSHING -- Kaua'i: McFadden 29-135, Kelson Andrade 12-79, Rapacon 14-67, Iwasaki 3-39, Bukoski 1-14. 'Iolani: Jim On 6-(minus-26), Jordan Genovia 1-(minus-15), Tamatane Aga 5-12.

PASSING -- Kaua'i: Andrade 4-6-0--35. 'Iolani: Jim On 27-39-1-189.

RECEIVING -- Kaua'i: Iwasaki 2-10, Bukoski 2-25. 'Iolani: Chad Hanaoka 8-58, Jordan Ross 1-4, Connor Ohira 5-41, Makekau 3-31, Kanekuni 8-49, Tyler Teruya 2-6.

Championship – Saturday, Nov. 23, 2013 – Aloha Stadium

#4 Kaiser 17, #3 Kauai 7

	1	2	3	4	Total
Kauai (10-1)	0	7	0	0	7
Kaiser (13-1)	0	0	7	10	17

Scoring Summary:

2nd 01:05 KAUAI - IWASAKI, Kanoa 3 yd run (BUKOSKI, Trista kick)
 3rd 02:07 KAISER - HAOLE, Elima 9 yd pass from KARRATTI, Kahoa (SAI, Matt kick)
 4th 11:50 KAISER - KAHUNANUI, Melv 1 yd blocked punt return (SAI, Matt kick)
 01:58 KAISER - SAI, Matt 30 yd field goal

	KAUAI	KAISER
FIRST DOWNS	9	8
RUSHES-YARDS (NET)	36-10	32-28
PASSING YDS (NET)	67	91
Passes Att-Comp-Int.....	16-8-1	15-8-1
TOTAL OFFENSE PLAYS-YARDS	52-77	47-119
Fumble Returns-Yards.....	0-0	0-0
Punt Returns-Yards.....	2-5	1-21
Kickoff Returns-Yards.....	4-49	2-14
Interception Returns-Yards....	1-0	1-20
Punts (Number-Avg).....	6-22.7	4-36.2
Fumbles-Lost.....	4-0	2-1
Penalties-Yards.....	8-48	9-85
Possession Time.....	25:28	22:32
Third-Down Conversions.....	2 of 13	5 of 12
Fourth-Down Conversions.....	3 of 5	0 of 1
Red-Zone Scores-Chances.....	1-2	2-2
Sacks By: Number-Yards.....	2-17	4-20

RUSHING: Kauai-RAPACON, Kyren 12-26; MCFADDEN, Reggi 11-25; IWASAKI, Kanoa 4-6; BUKOSKI, Trista 1-minus 3; TEAM 2-minus 18; ANDRADE, Kelson 6-minus 26. Kaiser-BUTENBAH-LEONG, 11-16; SAOLE, Canaan 2-10; FISIIAHI, Fitou 10-8; KARRATTI, Kahoa 6-4; TEAM 2-minus 3; SLADE-MATAUTIA, 1-minus 7.

PASSING: Kauai-ANDRADE, Kelson 8-16-1-67. Kaiser-KARRATTI, Kahoa 8-15-1-91.

RECEIVING: Kauai-BUKOSKI, Trista 3-31; IWASAKI, Kanoa 3-27; HENRY, Cameron 1-4; JUDD, Kalawaia 1-0; MCFADDEN, Reggi 0-5. Kaiser-BUTENBAH-LEONG, 3-46; HIGGINS, Parker 2-20; IKEI, Justin 1-10; HAOLE, Elima 1-9; KAHUNANUI, Trev 1-6.

INTERCEPTIONS: Kauai-BUKOSKI, James 1-0. Kaiser-KAHUNANUI, Melv 1-20.

FUMBLES: Kauai-RAPACON, Kyren 2-0; IWASAKI, Kaiea 1-0; TEAM 1-0. Kaiser-FISIIAHI, Fitou 1-1; KARRATTI, Kahoa 1-0.

Kickoff time: 4:09 PM End of Game: 6:23 PM Total elapsed time: 2:14
 Officials: Referee: Rhys Amimoto; Umpire: Todd Lynch; Linesman: Kelvin Moniz;
 Line judge: Craig Shaner; Back judge: Robert Victor; Field judge: Shawn McGurrin;
 Side judge: P. Valenciano; Alternate: Doug Hunt;
 Temperature: 81 deg. Wind: NNE 12 mph Weather: Partly Cloudy

2014 Division 2



Quarterfinal – Saturday, Nov. 8, 2014 – Kamehameha Schools Hawaii Campus #4 KS Hawaii 42, Nanakuli 20

	1	2	3	4	Total
Nanakuli (10-1)	13	7	0	0	20
KS Hawaii (8-2)	21	7	0	14	42

Nana — Makaila Haina-Horswil 2 run (kick failed)
 KSH — Micah Kanehailua 5 run (Grant Shiroma kick)
 KSH — Bayley Manliguis 33 pass from Kanehailua (Shiroma kick)
 Nana — Haina-Horswil 44 run (Clifford Cunningham kick)
 KSH — Kaeo Bacatan 15 run (Preston Kalai kick)
 KSH — Bacatan 9 run (Kalai kick)
 Nana — Haina-Horswil 83 run (Cunningham kick)
 KSH — Shiroma 41 pass from Kanehailua (Kalai kick)
 KSH — Manliguis 15 pass from Kanehailua (Kalai kick)

RUSHING — **Nanakuli:** Haina-Horswil 19-149, Kale Kanehailua 8-21, Haku Kamai 1-1, Brandon Sevelino 1-3, Sunshine Anuenue 1-5, TEAM 4-(minus-55). **Kamehameha-Hawaii:** Batacan 24-87, Chase Paneku 12-60, Kanehailua 8-18, TEAM 2-(minus-20).

PASSING — **Nanakuli:** K. Kanehailua 11-31-2-115. **Kamehameha-Hawaii:** M. Kanehailua 13-30-1-190.

RECEIVING — **Nanakuli:** Isain Wong 4-62, Cunningham 5-38, Keanu Momoa 2-15. **Kamehameha-Hawaii:** Manliguis 4-82, Shiroma 4-59, Kainalu Whitney 2-15, Batacan 1-15, Caleb Baptiste 1-10, Paneku 1-9

Quarterfinal – Saturday, Nov. 8, 2014 – Vidinha Stadium #3 Kapaa 30, Pearl City 22

	1	2	3	4	Total
Pearl City (8-3)	8	14	0	0	22
Kapaa (7-0)	7	7	16	0	30

PC - I. Kaleo, 18 yard pass from J. Taamu. (J. Taamu run)
 KAPA - S. Davis, 12 yard run. (N. LaMadrid kick)
 KAPA - R. Agoot, 19 yard run. (N. LaMadrid kick)
 PC - D. Maneafaiga, 54 yard pass from J. Taamu. (J. Taamu pass to G. Kanamu)
 PC - K. Domingo-Ishikawa, 5 yard pass from J. Taamu. (C. Kaku kick failed)
 KAPA - A. Carvalho-Toloai, 10 yard pass from R. Agoot. (S. Davis run)
 KAPA - S. Davis, 41 yard run. (S. Davis run)

RUSHING - Pearl City: Jordan Taamu 15-78, Jarrett Sanchez 3-8, Isiah Moeone 1-3, Dominic Maneafaiga 1-0, Kasey Kikuyama 2--2, MJ Keopuhiwa 2-(-3). Kapaa: Shain Davis 10-102, Kekoa Kaluahine-Cacal 10-45, Rudy Agoot 11-33, Elijah Gouveia-McCarthy 6-14, Austyne Carvalho-Toloai 1-11, Junard Mata 1-0, Team 1-(-1).

PASSING - Pearl City: Jordan Taamu 28-48-0-256. Kapaa: Rudy Agoot 2-6-1-16, Kurt Napoleon 2-2-0-14.

RECEIVING - Pearl City: Dominic Maneafaiga 6-117, Israel Kaleo 8-52, Garrett Kanamu 5-50, Jarrett Sanchez 2-15, Keelan Domingo-Ishikawa 5-11, Isiah Moeone 1-11, MJ Keopuhiwa 1-0. Kapaa: Dazmon Sasil 1-14, Austyne Carvalho-Toloai 1-10, Elijah Gouveia-McCarthy 1-6, Shain Davis 1-0.

Semifinal – Saturday, Nov. 15, 2014 – War Memorial Stadium**#1 Lahainaluna 52, KS Hawaii 7**

	1	2	3	4	Total
KS Hawaii (8-3)	0	7	0	0	7
Lahainaluna (10-0)	17	28	7	0	52

LAH - J. Rocha-Islas, 11 yard run. (J. Rocha-Islas kick)

LAH - J. Rocha-Islas, 26 yard field goal.

LAH - M. Filikitonga-Lukea, 14 yard run. (J. Rocha-Islas kick)

LAH - J. Rocha-Islas, 5 yard run. (J. Rocha-Islas kick)

KSH - K. Whitney, 11 yard pass from M. Kanehailua. (P. Kalai kick)

LAH - J. Saribay, 42 yard pass from M. Filikitonga-Lukea. (J. Rocha-Islas kick)

LAH - Makoa Filikitonga-Lukea, 66 yard interception return. (J. Rocha-Islas kick)

LAH - J. Rocha-Islas, 6 yard run. (J. Rocha-Islas kick)

LAH - M. Filikitonga-Lukea, 4 yard run. (J. Rocha-Islas kick)

RUSHING - KS-Hawaii: Ahren Ah Chong 10-29, Kaeo Batacan 7-28, Chase Peneku 8-23, Micah Kanehailua 3-(-15), Team 1-(-19). Lahainaluna: Jared Rochas-Islas 12-79, Makoa Sione Filikitonga-Lukea 7-74, Josten Saribay 2-28, Donovan Defang 3-24, JD Rosario 3-19, David Kawabata 3-19, Ansen Cabanilla 1-15, Dylan Delatori 1-9, Radon Sinenci 1-7, Christopher Kaniho 2-4, Kaya Phillips-Aki 3-2, Justice Tihada 1-(-4).

PASSING - KS-Hawaii: Micah Kanehailua 11-27-5-81. Lahainaluna: Makoa Sione Filikitonga-Lukea 6-9-0-100.

RECEIVING - KS-Hawaii: Grant Shiroma 2-35, Bayley Manliguis 4-29, Kainalu Whitney 2-14, Preston Kalai 1-2, Chase Peneku 2-1. Lahainaluna: Jared Rochas-Islas 2-46, Josten Saribay 1-42, Ansen Cabanilla 1-14, Isaiah Biga-Rogers 1-3, Donovan Defang 1-(-5).

Semifinal – Saturday, Nov. 15, 2014 – ‘Iolani School**#2 Iolani 29, #3 Kapaa 24**

	1	2	3	4	Total
Kapaa (7-1)	0	7	7	10	24
‘Iolani (7-3)	0	16	7	6	29

IOL - KJ Pascua 3 run (Evan Minami kick)

IOL - Keoni-Kordell Makekau 31 FG

IOL - Makekau 33 pass from Austin Jim On (kick failed)

KAP - Shain Davis 2 run (Noah Lamadrid kick)

KAP - Davis 71 run (Lamadrid kick)

IOL - Pascua 10 run (Minami kick)

KAP - Davis 3 run (Lamadrid kick)

KAP - Lamadrid 29 FG

IOL - Makekau 25 pass from Jim On (pass failed)

RUSHING – Iolani: Pascua 21-53, Storm Lotomau 12-43, Jim On 11-32.

Kapaa-Elijah Gouveia McCarthy 4-1, Rudy Agoot 14-63, Kekoa Kauahine Cacal 3-6, Davis 15-122, Justin DeForge 3-19, Junard Mata 2-9, Kurt Napoleon 2-4.

PASSING – Iolani: Jim On 19-34-1-221. Kapaa: Agoot 5-11-1-54, Napoleon 9-15-0-75.

RECEIVING – Iolani: Travis Teruya 6-77, Makekau 7-87, Connor Hannum 3-46, Connor Ohira 2-13, Tamatane Aga 1-(-2). Kapaa: Davis 3-24, Mata 2-30, DeForge 1-15, Dazmon Sasil 3-32, Gabe Keener 2-6, Leslee Aki 2-16, McCarthy 1-6.

Championship – Friday, Nov. 21, 2014 – Aloha Stadium

#2 'Iolani 31, #1 Lahainaluna 14

	1	2	3	4	Total
'Iolani (8-3)	7	17	7	0	31
Lahainaluna (10-1)	0	6	0	8	14

Scoring Summary:

1st 07:56 IOL - KORDELL-MAKEKAU 10 yd pass from JIM ON,Austin (MINAMI,Evan kick)
 2nd 11:56 IOL - PASCUA,KJ 2 yd run (MINAMI,Evan kick)
 07:30 LAH - FILIKITONGA-LUK 1 yd run (ROCHA-ISLAS, Jar kick failed)
 05:43 IOL - OHIA,Connor 34 yd pass from JIM ON,Austin (MINAMI,Evan kick)
 00:00 IOL - KORDELL-MAKEKAU 42 yd field goal
 3rd 06:32 IOL - LOTOMAU,Storm 3 yd run (MINAMI,Evan kick)
 4th 07:55 LAH - FILIKITONGA-LUK 6 yd run (ST JOHN,Thomas pass from FILIKITONGA-LUK)

	IOL	LAH
FIRST DOWNS	20	18
RUSHES-YARDS (NET)	44-111	46-235
PASSING YDS (NET)	239	71
Passes Att-Comp-Int.....	24-21-0	6-5-0
TOTAL OFFENSE PLAYS-YARDS	68-350	52-306
Fumble Returns-Yards.....	0-0	0-0
Punt Returns-Yards.....	0-0	1-9
Kickoff Returns-Yards.....	2-20	1-13
Interception Returns-Yards....	0-0	0-0
Punts (Number-Avg).....	2-36.0	3-35.7
Fumbles-Lost.....	0-0	3-2
Penalties-Yards.....	1-5	4-25
Possession Time.....	26:10	21:50
Third-Down Conversions.....	10 of 16	4 of 9
Fourth-Down Conversions.....	2 of 3	1 of 1
Red-Zone Scores-Chances.....	3-4	2-3
Sacks By: Number-Yards.....	0-0	1-9

RUSHING: Iolani-PASCUA,KJ 26-60; LOTOMAU,Storm 15-44; JIM ON,Austin 2-4; KORDELL-MAKEKAU 1-3. Lahainaluna-FILIKITONGA-LUK 16-83; CABANILLA,Ansen 9-68; ROCHA-ISLAS, Jar 8-59; TAUFAPA, Penisiman 2-15; DEFANG, Donovan 4-13; KAWABATA, David 1-7; SARIBY, Josten 3-4; PALEA, Tyran Kuu 2-2; TEAM 1-minus 16.

PASSING: Iolani-JIM ON,Austin 21-24-0-239. Lahainaluna-FILIKITONGA-LUK 4-5-0-28; ROCHA-ISLAS, Jar 1-1-0-43.

RECEIVING: Iolani-TERUYA, Tyler 9-67; KORDELL-MAKEKAU 7-105; OHIA, Connor 5-67. Lahainaluna-MEDEIROS-TANGAT 2-45; DEFANG, Donovan 1-20; ROCHA-ISLAS, Jar 1-5; KAWABATA, David 1-1.

INTERCEPTIONS: Iolani-None. Lahainaluna-None.

FUMBLES: Iolani-None. Lahainaluna-TEAM 1-1; ROCHA-ISLAS, Jar 1-0; SARIBY, Josten 1-1.

Kickoff time: 4:37 PM End of Game: 6:46 PM Total elapsed time: 2:09
 Officials: Referee: Scott Smith; Umpire: Rod Alama, Sr.; Linesman: Lionel Montalvo;
 Line judge: Rhys Amimoto; Back judge: Rodney Chobany; Field judge: Doug Hunt;
 Side judge: Duane Moku; Alternate: Mashall Harvest;

2015 Division 2



Quarterfinal – Saturday, Nov. 7, 2015 – Lahainaluna High School

#4 Lahainaluna 7, Kaimuki 0

	1	2	3	4	Total
Kaimuki (7-5)	0	0	0	0	0
Lahainaluna (7-5)	0	7	0	0	7

Scoring Summary:

2nd 06:29 LAHAINA - Ragudo, Elijah 10 run (Au, Haaheo kick)

	KAIMUKI	LAHAINA
FIRST DOWNS	12	10
RUSHES-YARDS (NET)	52-173	44-109
PASSING YDS (NET)	37	0
Passes Att-Comp-Int.....	9-5-1	2-0-0
TOTAL OFFENSE PLAYS-YARDS	61-210	46-109
Fumble Returns-Yards.....	0-0	0-0
Punt Returns-Yards.....	1-0	0-0
Kickoff Returns-Yards.....	1-5	0-0
Interception Returns-Yards....	0-0	1-0
Punts (Number-Avg).....	4-34.0	6-41.0
Fumbles-Lost.....	1-1	1-1
Penalties-Yards.....	17-137	7-57
Possession Time.....	25:41	22:19
Third-Down Conversions.....	4 of 13	0 of 9
Fourth-Down Conversions.....	1 of 3	1 of 2
Red-Zone Scores-Chances.....	0-2	1-1
Sacks By: Number-Yards.....	4-30	0-0

RUSHING: Kaimuki-Masima, Bille 42-173; Akau, Ronnie 1-2; Neves, Andrew 5-0; Feary, Jaren 4-minus 2. Lahainaluna-Defang, Donovan 11-50; Miyamoto, Dean 7-28; Ragudo, Elijah 4-25; Kawabata, David 3-11; Tihada, Justice 2-7; Kauhaahaa, M. 1-2; Delatoro, Dylan 13-minus 4; Shim, Laakea 1-minus 5; TEAM 2-minus 5.

PASSING: Kaimuki-Masima, Bille 2-4-0-30; Feary, Jaren 3-4-0-7; Sarcedo, Tyace 0-1-1-0. Lahainaluna-Delatoro, Dylan 0-2-0-0.

RECEIVING: Kaimuki-Maiava, J. 2-19; Faufata-Pedrina 2-14; Neves, Andrew 1-4.

INTERCEPTIONS: Kaimuki-None. Lahainaluna-Hafoka, Siale 1-0.

FUMBLES: Kaimuki-Masima, Bille 1-1. Lahainaluna-TEAM 1-1.

Kickoff time: 7:20 pm End of Game: 9:36 pm Total elapsed time: 2:16

Officials: Referee: Lionel Montalva; Umpire: Michael Simonds; Linesman: Rhys Amimoto; Line judge: Marshall Harves; Back judge: Matt Dery; Field judge: Carson Tani; Side judge: Mitchell Remba; Scorer: Natalie Iwamoto;

Temperature: 77 deg. Wind: ENE 13 mph Weather: Partly cloudy.

Quarterfinal – Saturday, Nov. 7, 2015 – Konawaena High School

#3 Konawaena 42, Damien 33

	1	2	3	4	Total
Damien (6-2)	6	0	6	21	33
Konawaena (11-1)	12	21	6	3	42

Scoring Summary:

1st 10:05 KONA - Kelekolio, A. 2 run (Ewing, Austin kick blockd)
 06:34 KONA - Kelekolio, A. 3 run (Hill, Harry rush failed)
 05:08 DAM - Faufata-Pedrina 13 run (Cameron,Kaimana kick failed)
 2nd 11:05 KONA - Kelekolio, A. 69 run (Hill, Harry kick)
 08:52 KONA - Ching, Kamakana 15 pass from Ewing, Austin (Hill, Harry kick)
 00:40 KONA - Mahiai, Kayson 36 pass from Ewing, Austin (Hill, Harry kick)
 3rd 03:03 DAM - Apao,Bransen 6 pass fr Faufata-Pedrina (Kawaakoa,Kepono rush failed)
 01:22 KONA - Kane, Kupono 9 pass from Ewing, Austin (Hill, Harry rush failed)
 4th 10:57 DAM - Apao, Bransen 6 pass from Faufata-Pedrina (Cameron,Kaimana kick)
 07:48 DAM - Faufata-Pedrina 2 run (Cameron,Kaimana pass from Faufata-Pedrina)
 04:51 DAM - Kawaakoa,Kepono 22 pass from Faufata-Pedrina (Cameron kick failed)
 00:39 KONA - Ewing, Austin 29 field goal

	DAMIEN	KONA
FIRST DOWNS	22	28
RUSHES-YARDS (NET)	38-84	44-370
PASSING YDS (NET)	296	218
Passes Att-Comp-Int.....	30-15-1	31-17-1
TOTAL OFFENSE PLAYS-YARDS	68-380	75-588
Fumble Returns-Yards.....	1-9	0-0
Punt Returns-Yards.....	0-0	2-9
Kickoff Returns-Yards.....	5-44	2-17
Interception Returns-Yards....	1-9	1-0
Punts (Number-Avg).....	4-43.5	0-0.0
Fumbles-Lost.....	1-1	2-2
Penalties-Yards.....	16-124	20-133
Possession Time.....	26:16	21:44
Third-Down Conversions.....	7 of 13	8 of 14
Fourth-Down Conversions.....	0 of 1	1 of 5
Red-Zone Scores-Chances.....	4-5	5-6
Sacks By: Number-Yards.....	1-7	7-45

RUSHING: Damien-Faufata-Pedrina 28-50; Kawaakoa,Kepono 8-18; Arrechi, Akila 2-16. Konawaena-Kelekolio, A. 27-263; Laban, Micah 5-56; Ewing, Austin 6-31; Howes, Cameron 3-8; Cacoulidis,Paka 2-7; Fleming-Nazara, 1-5.

PASSING: Damien-Faufata-Pedrina 15-30-1-296. Konawaena-Ewing, Austin 17-31-1-218.

RECEIVING: Damien-Ballesteros, A. 5-153; Apao, Bransen 4-40; Kawaakoa,Kepono 3-48; Apiki, Shaun 2-60; Borges, Shawn 1-minus 5. Konawaena-Kane, Kupono 5-33; Ching, Kamakana 4-79; Fleming-Nazara, 4-53; Mahiai, Kayson 3-47; Howes, Cameron 1-6.

INTERCEPTIONS: Damien-Borges, Shawn 1-9. Konawaena-Cacal, Jeriah 1-0.

FUMBLES: Damien-Faufata-Pedrina 1-1. Kona-Ching, Kamakana 1-1; Ewing,Austin 1-1.

Kickoff time: 7:12 pm End of Game: 10:19 pm Total elapsed time: 3:07
 Officials: Referee: Wade Miranda; Umpire: Todd Lynch; Linesman: Randy Morris;
 Line judge: Cal Evans; Back judge: Adam Marshall; Field judge: Brandis Mirafuentes;
 Side judge: Travis Nakashima;
 Temperature: 71 deg Wind: NNE 5 mph Weather: Cloudy. Humidity 95%

Semifinal – Saturday, Nov. 14, 2015 – Vidinha Stadium

#1 Kapaa 24, #4 Lahainaluna 0

	1	2	3	4	Total
Lahainaluna (7-6)	0	0	0	0	0
#1 Kapaa (9-0)	0	12	12	0	24

Scoring Summary:

2nd 08:20 KAPAA - Fonua, Teili 4 yd run (Oliver, Clifton kick failed)
 04:24 KAPAA - Harder, Kalena 9 yd run (Moniz, Leighton rush failed)
 3rd 08:16 KAPAA - Harder, Kalena 9 yd run (Oliver, Clifton kick failed)
 07:46 KAPAA - Harder, Kalena 3 yd run (Fonua, Teili rush failed)

	LAHAINA	KAPAA
FIRST DOWNS	2	18
RUSHES-YARDS (NET)	32--1	65-218
PASSING YDS (NET)	17	11
Passes Att-Comp-Int.....	7-3-0	7-2-0
TOTAL OFFENSE PLAYS-YARDS	39-16	72-229
Fumble Returns-Yards.....	0-0	0-0
Punt Returns-Yards.....	0-0	7-31
Kickoff Returns-Yards.....	3-29	1-19
Interception Returns-Yards....	0-0	0-0
Punts (Number-Avg).....	9-35.0	4-33.2
Fumbles-Lost.....	2-2	2-2
Penalties-Yards.....	6-50	7-36
Possession Time.....	21:43	26:17
Third-Down Conversions.....	1 of 11	4 of 15
Fourth-Down Conversions.....	0 of 1	2 of 6
Red-Zone Scores-Chances.....	0-0	4-6
Sacks By: Number-Yards.....	2-12	3-18

RUSHING: Lahainaluna-Kawabata, David 4-11; Sinenci, Radon 1-1; Tihada, Justice 2-1; Defang, Donovan 1-0; Miyamoto, Dean 2-minus 2; Shim, Laakea 1-minus 2; Delatori, Dylan 12-minus 4; Storer, Etuati 9-minus 6. Kapaa-Harder, Kalena 20-98; Kaluahine-Cacal 11-47; DeForge, Justin 7-35; Tabura, Makana 4-20; Fonua, Teili 15-17; Moniz, Leighton 2-6; Napoleon, Kurt 3-6; Tatofi, A. 1-0; Ramseyer-Burdet 1-0; Fifita, Mosese 1-minus 11.

PASSING: Lahainaluna-Delatori, Dylan 1-4-0-8; Storer, Etuati 2-3-0-9. Kapaa-Fonua, Teili 2-7-0-11.

RECEIVING: Lahainaluna-Kawabata, David 1-8; Kenolio, K. 1-8; Defang, Donovan 1-1. Kapaa-Harder, Kalena 1-8; DeForge, Justin 1-3.

INTERCEPTIONS: Lahainaluna-None. Kapaa-None.

FUMBLES: Lahainaluna-Scanlan,Enele 1-1; Storer, Etuati 1-1. Kapaa-Tabura, Makana 1-1; Kaluahine-Cacal 1-1.

Kickoff time: 3:00 pm End of Game: Total elapsed time: -
 Officials: Referee: Shawn McGurrin; Umpire: Jason Nagahisa; Linesman: Allen Marshall;
 Line judge: Cal Evans; Back judge: Matt Dery; Field judge: P. Valenciano;
 Side judge: Jonathan Thorpe;

Semifinal – Saturday, Nov. 14, 2015 – Roosevelt High School

#2 Radford 48, #3 Konawaena 46

	1	2	3	4	Total
Konawaena (11-2)	19	7	7	13	46
Radford (12-0)	21	15	12	0	48

Scoring Summary:

1st 11:21 KONA - Casuga-Llanes, J 66 fumble recovery (Ewing, Austin kick)
 08:25 RADFORD - Faumui, Ace 1 run (Gennero, Roman kick)
 07:04 KONA - Mahiai, Kayson 6 pass from Ewing, Austin (Ewing, Austin kick fail)
 04:44 RADFORD - Manabe, Blaise 8 pass from Iriarte, Q. (Gennero, Roman kick)
 04:22 KONA - Ching, Kamakana 73 pass fr Ewing, Austin (Ewing, Austin pass fail)
 02:35 RADFORD - Faumui, Ace 15 pass from Iriarte, Q. (Gennero, Roman kick)
 2nd 05:52 RADFORD - Reid, Thomas 26 pass from Iriarte, Q. (Gennero, Roman kick)
 04:54 RADFORD - Walker, Jordan 47 fumble recovery (Manabe, Blaise pass fr Faumui)
 01:34 KONA - Mahiai, Kayson 11 pass from Ewing, Austin (Hill, Harry kick)
 3rd 06:03 RADFORD - Ongory-Mathias, 27 run (Gennero, Roman kick failed)
 04:04 KONA - Kelekolio, A. 15 pass from Ewing, Austin (Hill, Harry kick)
 01:49 RADFORD - Iriarte, Q. 11 run (Gennero, Roman kick failed)
 4th 10:50 KONA - Fleming-Nazara, 15 pass from Ewing, Austin (Ewing, Austin kick)
 06:40 KONA - Kelekolio, A. 4 run (Ewing, Austin pass failed)

	KONA	RADFORD
FIRST DOWNS	18	33
RUSHES-YARDS (NET)	20-47	60-236
PASSING YDS (NET)	272	288
Passes Att-Comp-Int.....	36-21-1	32-18-2
TOTAL OFFENSE PLAYS-YARDS	56-319	92-524
Fumble Returns-Yards.....	1-66	1-47
Punt Returns-Yards.....	2-28	1--1
Kickoff Returns-Yards.....	7-137	3-39
Interception Returns-Yards....	2-73	1-0
Punts (Number-Avg).....	5-48.4	3-37.3
Fumbles-Lost.....	3-3	2-2
Penalties-Yards.....	7-75	16-141
Possession Time.....	13:16	34:39
Third-Down Conversions.....	4 of 11	9 of 16
Fourth-Down Conversions.....	1 of 2	1 of 3
Red-Zone Scores-Chances.....	5-6	5-7
Sacks By: Number-Yards.....	1-16	1-7

RUSHING: Konawaena-Kelekolio, A. 11-44; Howes, Cameron 1-5; Laban, Micah 1-1; Ellis-Noa, M. 1-minus 1; Ewing, Austin 6-minus 2. Radford-Ongory-Mathias, 26-176; Faumui, Ace 15-58; Walter, Jake 1-15; Reid, Thomas 1-9; Faletoi, David 1-8; Iriarte, Q. 9-7; Manabe, Blaise 7-minus 37.

PASSING: Konawaena-Ewing, Austin 21-36-1-272. Radford-Iriarte, Q. 18-32-2-288.

RECEIVING: Konawaena-Kane, Kupono 6-57; Ching, Kamakana 4-84; Howes, Cameron 4-46; Fleming-Nazara, 3-46; Kelekolio, A. 2-22; Mahiai, Kayson 2-17. Radford-Manabe, Blaise 7-97; Reid, Thomas 5-135; Faumui, Ace 4-38; Walter, Jake 2-18.

INTERCEPTIONS: Konawaena-Cacal, Jeriah 1-57; Casuga-Llanes, J 1-16. Radford-Brady, Brandon 1-0.

FUMBLES: Konawaena-Casuga-Llanes, J 1-1; Kane, Kupono 1-1; Ewing, Austin 1-1. Radford-Reid, Thomas 1-1; Manabe, Blaise 1-1.

Kickoff time: 5:03 pm End of Game: 8:11 pm Total elapsed time: 3:08
 Officials: Referee: Scott Smith; Umpire: Steve Sampson; Linesman: James Bolosan;
 Line judge: Ted Biesecker; Back judge: John Oku; Field judge: Ron Tacadena;
 Side judge: Ray Pasion; Center judge: Natalie Iwamoto;
 Temperature: 84 deg. Wind: ENE 17 mph Weather: Partly sunny

Championship – Friday, Nov. 20, 2015 – Aloha Stadium

#2 Radford 30, #1 Kapaa 16

	1	2	3	4	Total
Radford (13-0)	0	14	3	13	30
Kapaa (9-1)	7	9	0	0	16

Scoring Summary:

1st 01:05 KAPAA - Kaluahine-Cacal 1 yd run (Oliver, Clifton kick)
 2nd 11:54 KAPAA - Oliver, Clifton 45 yd field goal
 11:02 RADFORD - Reid, Thomas 78 yd pass from Iriarte, Q. (Gennero, Roman kick)
 06:56 KAPAA - Bilyeu, J. 8 yd fumble recovery (Oliver, Clifton kick blockd)
 00:01 RADFORD - Faumui, Ace 8 yd pass from Iriarte, Q. (Gennero, Roman kick)
 3rd 10:14 RADFORD - Gennero, Roman 30 yd field goal
 4th 09:21 RADFORD - Sunday,Dillon 26 yd fumble recovery (Gennero,Roman kick blockd)
 08:49 RADFORD - Faumui, Ace 45 yd run (Gennero, Roman kick)

	RADFORD	KAPAA
FIRST DOWNS	11	8
RUSHES-YARDS (NET)	39-56	36--47
PASSING YDS (NET)	195	86
Passes Att-Comp-Int.....	21-12-1	22-8-1
TOTAL OFFENSE PLAYS-YARDS	60-251	58-39
Fumble Returns-Yards.....	1-26	1-8
Punt Returns-Yards.....	0-0	1-9
Kickoff Returns-Yards.....	1--3	6-55
Interception Returns-Yards....	1-13	1-4
Punts (Number-Avg).....	4-30.0	6-27.7
Fumbles-Lost.....	9-3	6-2
Penalties-Yards.....	11-77	5-26
Possession Time.....	23:22	24:38
Third-Down Conversions.....	6 of 14	4 of 15
Fourth-Down Conversions.....	0 of 2	0 of 4
Red-Zone Scores-Chances.....	1-1	1-1
Sacks By: Number-Yards.....	5-41	1-3

RUSHING: Radford-Faumui, Ace 20-60; Ongory-Mathias, 8-11; Manabe, Blaise 5-2; TEAM 1-minus 2; Iriarte, Q. 5-minus 15. Kapaa-DeForge, Justin 9-21; Kaluahine-Cacal 11-12; Moniz, Leighton 3-7; Harder, Kalena 1-1; TEAM 2-minus 22; Fonua, Teili 5-minus 28; Napoleon, Kurt 5-minus 38.

PASSING: Radford-Iriarte, Q. 12-21-1-195. Kapaa-Fonua, Teili 7-17-1-76; Napoleon, Kurt 1-5-0-10.

RECEIVING: Radford-Manabe, Blaise 4-32; Reid, Thomas 3-102; Faumui, Ace 3-28; Loggins, S. 2-33. Kapaa-DeForge, Justin 4-47; Moniz, Leighton 1-17; Keener, Gabriel 1-10; Aki, Leslee 1-9; Harder, Kalena 1-3.

INTERCEPTIONS: Radford-Soakai, Jonah 1-13. Kapaa-Bilyeu, J. 1-4.

FUMBLES: Radford-Faumui, Ace 4-1; Iriarte, Q. 3-1; TEAM 1-1; Manabe, Blaise 1-0. Kapaa-Fonua, Teili 2-0; Tabura, Makana 2-1; TEAM 1-1; Napoleon, Kurt 1-0.

Kickoff time: 4:37 pm End of Game: 7:16 pm Total elapsed time: 2:39
 Officials: Referee: Shawn McGurrin; Umpire: Sam Wilson; Linesman: Allen Marshall;
 Line judge: Wade Miranda; Back judge: Aaron Orsatti; Field judge: P. Valenciano;
 Side judge: Duane Moku;
 Temperature: 77 deg. Wind: SE 8 mph Weather: Cloudy, showers

2016 Division 2



Quarterfinal – Friday, Nov. 4, 2016 – Campbell High School #4 Damien 40, Waialua 0

	1	2	3	4	Total
Waialua (7-3)	0	0	0	0	0
Damien (7-2)	14	13	13	0	40

DMS - J. White, 22 yard pass from M. Faufata-Pedrina. (K. Cameron kick)

DMS - M. Faufata-Pedrina, 1 yard run. (K. Cameron kick)

DMS - J. White, 29 yard run. (kick failed)

DMS - S. Apiki, 32 yard pass from M. Faufata-Pedrina. (K. Cameron kick)

DMS - D. Kapea, 1 yard run. (K. Cameron kick)

DMS - D. Arecchi, 15 yard run. (kick blocked)

RUSHING - Waialua: Howard Nahooikaika 2-4, Xier Kekauoha 1-2, Lancen Kuni 1-(-1), Risein Campbell 5-(-4), Tevesi Toia 7-(-7), Caleb Apau 1-(-9). Damien: Justice White 9-101, Deacon Kapea 12-88, Domenic Arecchi 11-47, Team 3-(-3), Marcus Faufata-Pedrina 8-(-9),

PASSING - Waialua: Tevesi Toia 5-16-3-43, Caleb Apau 2-9-1-16. Damien: Marcus Faufata-Pedrina 8-9-0-126.

RECEIVING - Waialua: Lancen Kuni 2-17, Kyler Dicion 2-16, Caleb Apau 1-13, Sam Merrill 1-9, Howard Nahooikaika 1-4 . Damien: James Livingston-Lopez 2-38, Shaun Apiki 2-38, Deacon Kapea 2-28, Justice White 2-22.

Quarterfinal – Friday, Nov. 4, 2016 – War Memorial Stadium

#3 Lahainaluna 52, Waipahu 14

	1	2	3	4	Total
Waipahu (8-3)	0	0	7	7	14
Lahainaluna (7-4)	21	17	7	7	52

Scoring Summary:

1st 06:00 LAHAINA - RAGUDO, Elijah 17 run (RICO, Pablo kick)
 03:58 LAHAINA - SINENCI, Radon 24 run (RICO, Pablo kick)
 02:26 LAHAINA - FELICILDA, Dayt 84 interception return (RICO, Pablo kick)
 2nd 10:32 LAHAINA - SOMBELON-MCEWEN 0 fumble recovery (RICO, Pablo kick)
 01:28 LAHAINA - RAGUDO, Elijah 5 run (RICO, Pablo kick)
 00:00 LAHAINA - RICO, Pablo 22 field goal
 3rd 09:46 LAHAINA - RAGUDO, Elijah 9 run (RICO, Pablo kick)
 01:45 WAIPAHU - FAILAUGA, Alfre 22 pass fr AMOROZO, Braden (HARRIS, Isaiah kick)
 4th 08:42 LAHAINA - TIHADA, Joshua 5 run (RICO, Pablo kick)
 00:48 WAIPAHU - EA, Leonico 18 pass from AMOROZO, Braden (HARRIS, Isaiah kick)

	WAIPAHU	LAHAINA
FIRST DOWNS	16	17
RUSHES-YARDS (NET)	30-130	44-296
PASSING YDS (NET)	214	50
Passes Att-Comp-Int.....	22-11-3	5-3-0
TOTAL OFFENSE PLAYS-YARDS	52-344	49-346
Fumble Returns-Yards.....	0-0	0-0
Punt Returns-Yards.....	1-6	1-27
Kickoff Returns-Yards.....	5-86	2-61
Interception Returns-Yards....	0-0	3-108
Punts (Number-Avg).....	4-28.8	3-26.3
Fumbles-Lost.....	2-2	1-1
Penalties-Yards.....	7-83	8-72
Possession Time.....	23:49	24:11
Third-Down Conversions.....	0 of 9	4 of 9
Fourth-Down Conversions.....	1 of 2	1 of 1
Red-Zone Scores-Chances.....	1-3	5-6
Sacks By: Number-Yards.....	0-0	2-10

RUSHING: Waipahu-FAILAUGA, Alfre 19-102; YAMASHITA, Isaa 1-43; KAPANUI REYES,E 4-1; SEIULI-SANCHEZ 1-1; ANDRES-PAGUIRIG 1-0; TEAM 1-minus 7; AMOROZO, Braden 3-minus 10. Lahainaluna-SINENCI, Radon 9-80; RAGUDO, Elijah 7-78; DEFANG, Donovan 9-53; TIHADA, Joshua 6-32; PIHDA, Aliksa 4-29; KAHAHANE-LIVED, 1-17; STORER, Etuati 2-8; IRISH, Nainoa 1-6; ACPAL, Kamahao 1-2; KAHAE-AMPONG, K 1-2; TEAM 3-minus 11.

PASSING: Waipahu-AMOROZO, Braden 10-18-3-200; KAPANUI REYES,E 1-4-0-14. Lahainaluna-STORER, Etuati 3-4-0-50; TEAM 0-1-0-0.

RECEIVING: Waipahu-AHSING, Alika 3-71; YAMASHITA, Isaa 3-60; KAPANUI REYES,E 2-21; FAILAUGA, Alfre 1-39; EA, Leonico 1-18; CONTADO, AJ 1-5. Lahainaluna-TIHADA, Justice 1-23; GILLCOAT, Kaweh 1-14; SINENCI, Radon 1-13.

INTERCEPTIONS: Waipahu-None. Lahainaluna-FELICILDA, Dayt 1-84; SINENCI, Radon 1-18; FRIAS, Sheldon 1-6.

FUMBLES: Waipahu-FAILAUGA, Alfre 1-1; AMOROZO, Braden 1-1. Lahainaluna-SINENCI, Radon 1-1.

Kickoff time: 3:29 pm End of Game: 5:40 pm Total elapsed time: 2:11
 Officials: Referee: Lionel Montalvo; Umpire: George Periera; Linesman: Allen Marshall;
 Line judge: Carson Tani; Back judge: John Oku; Field judge: Ron Tacadena;
 Side judge: Ryan Teshima;
 Temperature: 78 deg. Wind: NE 20 mph Weather: Partly Cloudy, 65% humidity

Semifinal – Saturday, Nov. 12, 2016 – Vidinha Stadium**#1 Kapaa 21, #4 Damien 14**

	1	2	3	4	Total
Damien (7-3)	0	0	7	7	14
Kapaa (8-1)	7	14	0	0	21

KAPA - K. Texeira, 1 yard run. (C. Oliver kick)

KAPA - R. Banasihan, 2 yard run. (C. Oliver kick)

KAPA - D. Ramseyer-Burdett, 79 yard interception return. (C. Oliver kick)

DMS - J. Livingston-Lopez, 25 yard pass from M. Faufata-Pedrina. (K. Cameron kick)

DMS - S. Apiki, 13 yard pass from M. Faufata-Pedrina. (K. Cameron kick)

RUSHING - Damien: Justice White 14-47, Marcus Faufata-Pedrina 13-30, Deacon Kapea 5-25, Domenic Arcchi 4-7. Kapaa: Ryno Banasihan 5-45, Leighton Moniz 18-39, Teili Fonua 12-39, Kapena Texeira 6-31, Makena Tabura 1-6, Team 1-(-1), Kahanu Davis 1-(-3).

PASSING - Damien: Marcus Faufata-Pedrina 15-26-2-201, Domenic Arcchi 1-1-0-18. Kapaa: Teili Fonua 0-2-0-0, Kurt Napoleon 0-1-0-0.

RECEIVING - Damien: James Livingston-Lopez 4-78, Domenic Arcchi 3-47, Shaun Apiki 3-38, Justice White 3-37, Deacon Kapea 2-18, Javin Cortez 1-1. Kapaa: none.

Semifinal – Saturday, Nov. 12, 2016 – Konawaena High School**#3 Lahainaluna 28, #2 Konawaena 14**

	1	2	3	4	Total
Lahainaluna (8-4)	0	7	14	7	28
Konawaena (8-2)	7	0	7	0	14

KONA - R. Ching, 4 yard pass from A. Ewing. (H. Hill kick)

LAH - R. Sinenci, 1 yard run. (P. Rico kick)

LAH - D. Defang, 19 yard run. (B. Honda run failed)

LAH - D. Defang, 1 yard run. (E. Ragudo run)

KONA - R. Ching, 1 yard pass from M. Laban. (H. Hill kick)

LAH - J. Tihada, 43 yard run. (P. Rico kick)

RUSHING - Lahainaluna: Joshua Tihada 9-103, Donovan Defang 13-56, Etuati Storer 9-49, Justice Tihada 8-43, Dean Miyamoto 7-24, Aliksa Pidha 2-11, Elijah Ragudo 9-10, Radon Sinenci 2-7, Team 2-(-3), Bailey Honda 2-(-5). Konawaena: Micah Laban 13-63, Austin Ewing 7-9, Michael Banagan-Brock 1-0, Team 1-(-1), Reyson Ching 1-(-10).

PASSING - Lahainaluna: Etuati Storer 0-3-2-0, Donovan Defang 0-1-0-0, Enele Scanlan 0-1-1-0. Konawaena: Austin Ewing 23-42-3-276, Micah Laban 1-1-0-1, 0-1-0-0.

RECEIVING - Lahainaluna: none. Konawaena: Austin Aukai 7-126, Jeremiah Casuga-Llanes 2-69, Reyson Ching 5-43, Kaanoi Rivera-Kelekolio 5-34, Micah Laban 3-7, Kaiya Leleiwi 1-1, Javen Blackhat 1-(-3).

Championship – Friday, Nov. 18, 2016 – Aloha Stadium

#3 Lahainaluna 21, #1 Kapaa 14

	1	2	3	4	Total
Lahainaluna (9-4)	0	14	7	0	21
Kapaa (8-2)	0	0	7	7	14

Scoring Summary:

2nd 10:59 LAHAINA - HAFOKA, Siale 23 yd blocked punt return (RICO, Pablo kick)
 08:01 LAHAINA - KEOHULOA, K. 7 yd run (RICO, Pablo kick)
 3rd 10:54 LAHAINA - HONDA, Bailey 55 yd interception return (RICO, Pablo kick)
 06:27 KAPAA - TEXEIRA, Kapena 1 yd run (OLIVER, Clifton kick)
 4th 07:04 KAPAA - KEENER, Gabe 32 yd pass from FONUA, Teili (OLIVER, Clifton kick)

	LAHAINA	KAPAA
FIRST DOWNS	8	15
RUSHES-YARDS (NET)	42-136	33-92
PASSING YDS (NET)	41	160
Passes Att-Comp-Int.....	4-3-0	27-12-1
TOTAL OFFENSE PLAYS-YARDS	46-177	60-252
Fumble Returns-Yards.....	0-0	0-0
Punt Returns-Yards.....	2-33	1-22
Kickoff Returns-Yards.....	1-8	2-61
Interception Returns-Yards....	1-55	0-0
Punts (Number-Avg).....	5-36.8	3-20.7
Fumbles-Lost.....	0-0	1-0
Penalties-Yards.....	9-73	5-54
Possession Time.....	25:53	22:07
Third-Down Conversions.....	3 of 11	3 of 11
Fourth-Down Conversions.....	1 of 3	2 of 4
Red-Zone Scores-Chances.....	1-1	1-2
Sacks By: Number-Yards.....	2-12	0-0

RUSHING: Lahainaluna-PAHULU, Unaloto 2-34; DEFANG, Donovan 8-29; RAGUDO, Elijah 10-27; KAWABATA, David 3-13; KEOHULOA, K. 2-8; TIHADA, Joshua 8-7; SINENCI, Radon 5-7; TIHADA, Justice 1-5; PIHDA, Alikxa 1-5; STORER, Etuati 2-1. Kapaa-MONIZ, Leighton 13-49; FONUA, Teili 10-18; BANASIHAN, Ryan 5-13; NAPOLEON, Kurt 1-8; TEXEIRA, Kapena 4-4.

PASSING: Lahainaluna-STORER, Etuati 3-3-0-41; POKIPALA-WAIOHU 0-1-0-0. Kapaa-FONUA, Teili 11-23-1-150; NAPOLEON, Kurt 1-3-0-10; TEXEIRA, Kapena 0-1-0-0.

RECEIVING: Lahainaluna-HAFOKA, Siale 1-39; KAWABATA, David 1-5; TIHADA, Joshua 1-minus 3. Kapaa-KEENER, Gabe 6-93; TABURA, Makena 3-32; NAPOLEON, Kurt 2-29; MONIZ, Leighton 1-6.

INTERCEPTIONS: Lahainaluna-HONDA, Bailey 1-55. Kapaa-None.

FUMBLES: Lahainaluna-None. Kapaa-MONIZ, Leighton 1-0.

Kickoff time: 4:39 pm End of Game: 6:56 pm Total elapsed time: 2:17
 Officials: Referee: Randy Morris; Umpire: Rod Alama, Sr.; Linesman: Scott Smith;
 Line judge: Marshall Harvest; Back judge: Aaron Orsatti; Field judge: Matt Dery;
 Side judge: Jonathan Thorpe;
 Temperature: 76 deg. Wind: NE 18 mph Weather: Fair, 56% humidity

2017 Division 2



Semifinal – Friday, Nov. 3, 2017 – War Memorial Stadium #1 Lahainaluna 35, 'Iolani 27

	1	2	3	4	Total
'Iolani (4-6)	3	7	9	8	27
Lahainaluna (10-1)	7	28	0	0	35

Scoring Summary:

1st 08:24 'IOLANI - MAKEKAU, Mika 28 field goal
 03:23 LAHAINA - TIHADA, Joshua 1 run (RICO, Pablo kick)
 2nd 08:59 LAHAINA - TIHADA, Joshua 42 run (RICO, Pablo kick)
 04:55 LAHAINA - SHIM, Laakea 39 run (RICO, Pablo kick)
 03:22 'IOLANI - MIZUTANI, TJ 8 run (MAKEKAU, Mika kick)
 01:49 LAHAINA - RAGUDO, Elijah 62 run (RICO, Pablo kick)
 00:37 LAHAINA - TIHADA, Joshua 5 run (RICO, Pablo kick)
 3rd 09:14 'IOLANI - MIYAZAWA, Jonah 37 pass from MIZUTANI, TJ (MAKEKAU, Mika kick)
 01:48 'IOLANI - TEAM safety
 4th 05:50 'IOLANI - MIZUTANI, TJ 6 run (YOKOGAWA, Jake pass from MIZUTANI, TJ)

	'IOLANI	LAHAINA
FIRST DOWNS	21	17
RUSHES-YARDS (NET)	24-145	64-377
PASSING YDS (NET)	290	0
Passes Att-Comp-Int.....	47-26-2	1-0-0
TOTAL OFFENSE PLAYS-YARDS	71-435	65-377
Fumble Returns-Yards.....	0-0	0-0
Punt Returns-Yards.....	0-0	0-0
Kickoff Returns-Yards.....	2-39	1-10
Interception Returns-Yards....	0-0	2-5
Punts (Number-Avg).....	2-50.5	3-30.0
Fumbles-Lost.....	1-1	0-0
Penalties-Yards.....	5-43	3-39
Possession Time.....	17:19	30:41
Third-Down Conversions.....	5 of 13	5 of 14
Fourth-Down Conversions.....	2 of 4	3 of 3
Red-Zone Scores-Chances.....	3-5	2-2
Sacks By: Number-Yards.....	0-0	2-7

RUSHING: 'Iolani-MIZUTANI, TJ 19-130; NISHIGAYA, Kaua 5-15. Lahainaluna-TIHADA, Joshua 29-167; RAGUDO, Elijah 18-139; SHIM, Laakea 3-44; DUDOIT, Jesse 2-14; PIHDA, Aliksa 4-11; IRISH, Nainoa 3-8; KAHAHANE-LIVED, 1-3; GALOIA, Taai 1-2; TEAM 3-minus 11.

PASSING: 'Iolani-MIZUTANI, TJ 26-47-2-290. Lahainaluna-GALOIA, Taai 0-1-0-0.

RECEIVING: 'Iolani-MIYAZAWA, Jonah 13-193; KAMANA, Carter 6-46; YOKOGAWA, Jake 4-40; SHIGEMURA, D. 1-12; NISHIGAYA, Kaua 1-2; KANESHIRO, R. 1-minus 3. Lahainaluna-.

INTERCEPTIONS: 'Iolani-None. Lahainaluna-STORER, Etuati 1-5; CASCO, K. 1-0.

FUMBLES: 'Iolani-MIZUTANI, TJ 1-1. Lahainaluna-None.

Kickoff time: 6:08 pm End of Game: 8:52 pm Total elapsed time: 2:48
 Officials: Referee: Lionel Montalvo; Umpire: Mike Simonds; Linesman: Ralph Hasegawa;
 Line judge: George Perreira; Back judge: Mitchell Remba; Field judge: Duane Moku; Side
 judge: Ryan Teshima;
 Temperature: 78 deg. Wind: NE 15 mph Weather: Partly Cloudy; Humidity 80%

Semifinal – Friday, Nov. 3, 2017 – Konawaena High School

#2 Konawaena 53, Waipahu 50

	1	2	3	4			Total
Waipahu (10-1)	6	13	18	13			50
Konawaena (9-2)	21	3	29	0			53

Kona—Austin Ewing 6 run (Harry Hill kick)

Waip—Zeondre Benjamin 69 pass from Ezikiel-Kai Kapanui Reyes (kick failed)

Kona—Orion Smith 34 fumble return (Hill kick)

Kona—Ewing 1 run (Hill kick)

Waip—Alfred Failauga 3 run (run failed)

Waip—Matthew Fiesta 34 pass from Braden Amorozo (Brycen Amorozo kick)

Kona—FG Hill 35

Kona—Tyler Libarios 54 pass from Ewing (Hill kick)

Waip—Failauga 22 run (pass failed)

Kona—Chancey Mariani-Louis 36 pass from Ewing (Ewing run)

Waip—Fiesta 80 pass from Amorozo (run failed)

Kona—Jeriah Cacal 41 pass from Ewing (Hill kick)

Waip—Alika Ahsing 25 pass from Amorozo (run failed)

Kona—Cacal 1 pass from Ewing (Hill kick)

Waip—Failauga 65 run (run failed)

Waip—Failauga 7 run (Bry. Amorozo kick)

RUSHING—Waipahu: Failauga 42-283, Kapanui Reyes 1-11, Fiva Tulafale 1-0, TEAM 1-(minus 11), Amorozo 5-(minus 13). Konawaena: Chancey Mariani-Louis 23-62, Libarios 1-16, Ewing 8-35, Marc Basa 1-(minus 1), TEAM 2-(minus 2).

PASSING—Waipahu: Amorozo 22-40-2-337, Kapanui Reyes 1-1-0-69, Ahsing 0-2-0-0. Konawaena: Ewing 30-53-0-370.

RECEIVING—Waipahu: Fiesta 7-152, Ahsing 5-65, Kapanui Reyes 4-29, Branson Jay Reyes 3-22, Benjamin 2-94, Isaac Yamashita 2-19, Failauga 0-25. Konawaena: Basa 8-36, Libarios 7-135, Mariani-Louis 5-85, Cacal 5-77, Hunter Wehrsig 3-20, Herman Kihe 2-17.

Championship – Saturday, Nov. 18, 2017 – Aloha Stadium

#1 Lahainaluna 75, #2 Konawaena 69 (7OT)

	1	2	3	4	OT1	OT2	OT3	OT4	OT5	OT6	OT7	Total
Konawaena (9-3)	0	6	7	18	7	7	7	7	7	3	0	69
Lahainaluna (11-1)	7	14	7	3	7	7	7	7	7	3	6	75

1st 10:49 LAHAINA - William Bookland 66 pass from Nainoa Irish (Pablo Rico kick)
 2nd 11:18 LAHAINA - Bookland 31 pass from Irish (Rico kick)
 07:37 KONA - Austin Ewing 8 run (Harry Hill kick blockd)
 04:04 LAHAINA - Koa Evalu-Robinson 7 fumble recovery (Rico kick)
 3rd 08:20 KONA - Chancey Mariani-Louis 5 pass from Ewing (Hill kick)
 03:14 LAHAINA - Joshua Tihada 7 run (Rico kick)
 4th 10:46 KONA - Mariani-Louis 1 run (Hill kick)
 06:14 KONA - Hill 25 field goal
 03:34 LAHAINA - Rico 42 field goal
 00:45 KONA - Mariani-Louis 3 run (Hunter Wehrsig pass from Ewing)
 OT1 12:00 KONA - Wehrsig 12 pass from Ewing (Hill kick)
 OT1 12:00 LAHAINA - Tihada 1 run (Rico kick)
 OT2 12:00 LAHAINA - Tihada 1 run (Rico kick)
 OT2 12:00 KONA - Mariani-Louis 6 run (Hill kick)
 OT3 12:00 KONA - Tyler Libarios 10 pass from Ewing (Hill kick)
 OT3 12:00 LAHAINA - Tihada 7 run (Rico kick)
 OT4 12:00 LAHAINA - Elijah Ragudo 2 run (Rico kick)
 OT4 12:00 KONA - Ewing 7 run (Hill kick)
 OT5 12:00 KONA - Mariani-Louis 2 run (Hill kick)
 OT5 12:00 LAHAINA - Bookland 20 pass from Irish (Rico kick)
 OT6 12:00 LAHAINA - Rico 27 field goal
 OT6 12:00 KONA - Hill 32 field goal
 OT7 12:00 LAHAINA - Tihada 4 run

	KONA	LAHAINA
FIRST DOWNS	36	20
RUSHES-YARDS (NET)	68-258	72-209
PASSING YDS (NET)	266	231
Passes Att-Comp-Int.....	55-33-0	11-8-0
TOTAL OFFENSE PLAYS-YARDS	123-524	83-440
Fumble Returns-Yards.....	0-0	2-19
Punt Returns-Yards.....	0-0	2-20
Kickoff Returns-Yards.....	0-0	1-25
Interception Returns-Yards....	0-0	0-0
Punts (Number-Avg).....	3-21.7	3-36.0
Fumbles-Lost.....	4-4	2-2
Penalties-Yards.....	14-90	13-111
Possession Time.....	20:51	27:09
Third-Down Conversions.....	8 of 22	7 of 17
Fourth-Down Conversions.....	4 of 6	1 of 2
Red-Zone Scores-Chances.....	11-12	9-10
Sacks By: Number-Yards.....	4-29	6-46

RUSHING: Konawaena- Chancey Mariani-Louis 42-191; Austin Ewing 25-68; TEAM 1-minus 1. Lahainaluna-Joshua Tihada 24-91; Elijah Ragudo 18-73; Nainoa Irish 13-25; Dean Miyamoto 2-13; Taai Galoia 6-10; Kahiau Yap 1-6; Laakea Shim 1-3; Diale Hafoka 1-3; Aliksa Pihda 4-0; Kamahao Acpal 1-minus 3; TEAM 1-minus 12.

PASSING: Konawaena- Austin Ewing 33-55-0-266. Lahainaluna- Nainoa Irish 6-7-0-188; Etuati Storer 0-1-0-0; Kamahao Acpal 0-1-0-0; Taai Galoia 1-1-0-28; Kaihulali Casco 1-1-0-15.

RECEIVING: Konawaena- Chancey Mariani-Louis 11-58; Tyler Libarios 9-94; Marc Basa 7-42; Jeriah Cacal 3-43; Hunter Wehrsig 2-25; Herman Kihe 1-4. Lahainaluna-William Bookland 3-117; Joshua Tihada 3-75; Elijah Ragudo 2-39.

INTERCEPTIONS: Konawaena-None. Lahainaluna-None.

FUMBLES: Konawaena- Austin Ewing 4-4. Lahainaluna- 8 Honda 1-1; TEAM 1-1.

Kickoff time: 2:07 pm End of Game: 6:17 pm Total elapsed time: 4:10
 Officials: Referee: Brandis Mirafuentes; Umpire: Bryan Hoernig; Linesman: Dan Bayne;
 Line judge: Marshall Harvest; Back judge: Robert Victor; Field judge: Steve Piercy;
 Side judge: Pete Arceo;
 Temperature: 80 deg. Wind: South 8 mph Weather: Cloudy; Humidity 56%

2018 Division 2



Quarterfinal – Saturday, Nov. 10, 2018 – Roosevelt High School

#4 Roosevelt 20, Pac-Five 7

	1	2	3	4	Total
Pac-Five (4-5)	0	0	7	0	7
Roosevelt (12-1)	7	7	0	6	20

Scoring Summary:

1st 08:51 ROOSEVLT - 3 Camacho 29 yd run (25 Morishige kick)
 2nd 03:37 ROOSEVLT - 5 Monteilh 4 yd run (25 Morishige kick)
 3rd 00:21 PAC-FIVE - 1 Coluccio 16 yd pass from 2 Uechi (33 Rufino kick)
 4th 00:48 ROOSEVLT - 35 Gusman 7 yd run (14 Teixeira kick failed)

	PAC-FIVE	ROOSEVLT
FIRST DOWNS	11	18
RUSHES-YARDS (NET)	29--5	42-188
PASSING YDS (NET)	75	128
Passes Att-Comp-Int.....	26-8-1	15-9-1
TOTAL OFFENSE PLAYS-YARDS	55-70	57-316
Fumble Returns-Yards.....	0-0	0-0
Punt Returns-Yards.....	2-15	2-2
Kickoff Returns-Yards.....	4-50	2-20
Interception Returns-Yards....	1-11	1-0
Punts (Number-Avg).....	3-46.7	5-21.8
Fumbles-Lost.....	5-0	2-0
Penalties-Yards.....	3-35	16-135
Possession Time.....	22:22	25:38
Third-Down Conversions.....	4 of 13	4 of 10
Fourth-Down Conversions.....	0 of 5	0 of 0
Red-Zone Scores-Chances.....	1-1	3-3
Sacks By: Number-Yards.....	2-18	6-27

RUSHING: Pac Five Wolfpack- 9 Ramirez 10-31; 3 Bradley 7-26; 7 Bertelmann 2-0; 21 Shewalter 1-minus 7; 2 Uechi 8-minus 26; TEAM 1-minus 29. Roosevelt Roughriders-35 Gusman 17-57; 3 Camacho 2-44; 5 Monteilh 7-33; 8 Ogata 9-24; 21 Kukahiwa 5-18; 22 Chung 1-8; 20 Kaleikau 1-4.

PASSING: Pac Five Wolfpack- 2 Uechi 8-24-1-75; 7 Bertelmann 0-2-0-0. Roosevelt Roughriders- 8 Ogata 9-15-1-128.

RECEIVING: Pac Five Wolfpack- 1 Coluccio 2-28; 82 Walker 2-8; 9 Ramirez 1-13; 83 Canute 1-12; 8 Miyachi 1-10; 3 Bradley 1-4. Roosevelt Roughriders-22 Chung 4-39; 20 Kaleikau 3-74; 5 Monteilh 1-9; 16 James 1-6.

INTERCEPTIONS: Pac Five Wolfpack-42 Sumimoto 1-11. Roosevelt Roughriders-23 Maikui 1-0.

FUMBLES: Pac Five Wolfpack- 2 Uechi 2-0; 7 Bertelmann 1-0; 21 Shewalter 1-0; TEAM 1-0. Roosevelt Roughriders-20 Kaleikau 1-0; 8 Ogata 1-0.

Stadium: Ticky Vasconcellos Attendance: 0
 Kickoff time: 6:30 pm End of Game: 8:55 pm Total elapsed time: 2:25
 Officials: Referee: Lionel Montalvo; Umpire: Mike Craighead; Linesman: Shawn McGurrian;
 Line judge: Pat Gallagher; Back judge: Jim Campbell; Field judge: Chris Fagin;
 Side judge: Tristan Aldeguer;
 Temperature: 74 deg. Wind: N 16 mph Weather: Fair, Humidity-61%

Quarterfinal – Saturday, Nov. 10, 2018 – Kamehameha Schools Hawaii Campus
Kaimuki 28, #3 KS Hawaii 27

	1	2	3	4	Total
Kaimuki (9-3)	7	0	13	8	28
KS Hawaii (6-3)	0	14	0	13	27

KAIM - B. Pfeiffer-Kekoa, 25 yard punt block return. (C. Chann kick)
 KSH - K. Haasenritter, 3 yard run. (C. Knell kick)
 KSH - I. Chartrand-Penera, 23 yard pass from K. Like. (C. Knell kick)
 KAIM - J. Stephens, 1 yard run. (C. Chann kick)
 KAIM - E. Lemalu, 17 yard run. (run failed)
 KSH - W. Germano, 4 yard run. (C. Knell kick)
 KAIM - N. Asuega-Fualaau, 23 yard run. (E. Lemalu pass to B. Pfeiffer-Kekoa)
 KSH - I. Chartrand-Penera, 26 yard pass from K. Like. (kick failed)

	KAIMUKI	KSHAWAII
RUSHES-YARDS (NET)	53-265	28-14
PASSING YDS (NET)	43	231
Passes Att-Comp-Int.....	7-2-0	36-15-1
TOTAL OFFENSE PLAYS-YARDS	60-308	64-245
Fumble Returns-Yards.....	0-0	0-0
Punt Returns-Yards.....	0-0	0-0
Kickoff Returns-Yards.....	3-39	3-37
Interception Returns-Yards....	1-0	0-0

RUSHING - Kaimuki: Naomas Asuega-Fualaau 22-158, Elijah Lemalu 11-97, Jonah Stephens 10-61, Blade Pfeiffer-Kekoa 1-17, Jonah Faasoa 2-(-10), Harry Lloyd 1-(-11), Team 6-(-47). KS-Hawaii: Kilohana Haasenritter 6-31, Bryce Furuli 5-9, Kaapuwaiokeawehakuahuula Alfiche 4-6, Wilde Germano 2-4, Kaimialoha Like 11-(-36).

PASSING - Kaimuki: Jonah Faasoa 2-7-0-43, . KS-Hawaii: Kaimialoha Like 14-35-1-204, Kilohana Haasenritter 1-1-0-27,

RECEIVING - Kaimuki: Naomas Asuega-Fualaau 1-39, Elijah Lemalu 1-4. KS-Hawaii: Izayah Chartrand-Penera 6-125, Kilohana Haasenritter 4-70, Isaiah Anahu 2-20, Kolten Kaaihue 1-14, Bryce Furuli 1-3, Kytan Capacillo 1-(-1).

**Semifinal – Saturday, Nov. 17, 2018 – Sue D. Cooley Stadium, Lahaina, Maui
#1 Lahainaluna 48, #4 Roosevelt 10**

	1	2	3	4	Total
Roosevelt (12-2)	3	7	0	0	10
Lahainaluna (10-0)	14	13	7	14	48

1st 09:21 ROOSEVLT - 25 Morishige 25 yd field goal
 09:08 LAHAINA - 11 Watson 86 yd kickoff return (21 Casco kick)
 03:59 LAHAINA - 28 Perez 3 yd run (21 Casco kick)
 2nd 07:58 LAHAINA - 21 Casco 72 yd pass from 9 Irish (21 Casco kick)
 05:10 LAHAINA - 33 Tihada, J. 46 yd run (21 Casco kick failed)
 01:14 ROOSEVLT - 8 Ogata 16 yd run (25 Morishige kick)
 3rd 00:22 LAHAINA - 21 Casco 39 yd pass from 4 Storer, Es. (49 Rico kick)
 4th 11:35 LAHAINA - 15 Rickard, T. 48 yd punt return (49 Rico kick)
 09:11 LAHAINA - 15 Rickard, T. 54 yd punt return (49 Rico kick)

	ROOSEVLT	LAHAINA
FIRST DOWNS	13	8
RUSHES-YARDS (NET)	46-134	25-77
PASSING YDS (NET)	47	174
Passes Att-Comp-Int.....	15-8-2	10-8-0
TOTAL OFFENSE PLAYS-YARDS	61-181	35-251
Fumble Returns-Yards.....	1-34	0-0
Punt Returns-Yards.....	1-0	5-129
Kickoff Returns-Yards.....	2-30	3-115
Interception Returns-Yards....	0-0	2-5
Punts (Number-Avg).....	7-24.3	3-30.7
Fumbles-Lost.....	2-1	3-3
Penalties-Yards.....	5-25	7-70
Possession Time.....	32:46	13:55
Third-Down Conversions.....	1 of 12	1 of 6
Fourth-Down Conversions.....	2 of 3	0 of 1
Red-Zone Scores-Chances.....	2-2	1-1
Sacks By: Number-Yards.....	0-0	2-19

RUSHING: Roosevelt Roughriders- 8 Ogata 19-56; 21 Kukahiwa 12-41; 45 Davis 3-18; 5 Monteilh 4-15; 35 Gusman 4-6; 6 Naihe 1-1; 14 Teixiera 3-minus 3. Lahainaluna Lunas-33 Tihada, J. 10-63; 18 Bookland 1-12; 28 Perez 3-11; 4 Storer, Es. 1-6; 9 Irish 3-6; 6 Damasco 3-4; 7 Koike 1-minus 2; 11 Watson 2-minus 2; 3 Storer, Et. 1-minus 21.

PASSING: Roosevelt Roughriders- 8 Ogata 7-14-2-44; 14 Teixiera 1-1-0-3. Lahainaluna Lunas- 4 Storer, Es. 4-5-0-68; 9 Irish 3-4-0-92; 3 Storer, Et. 1-1-0-14.

RECEIVING: Roosevelt Roughriders-20 Kaleikau 3-10; 22 Chung 2-22; 11 Fitiausifung 1-12; 24 Ogata 1-3; 21 Kukahiwa 1-0. Lahainaluna Lunas-21 Casco 3-120; 43 WinterTufuga 1-15; 41 Oliveira 1-14; 2 Sa Chisolm 1-14; 13 Gillcoat 1-6; 14 Sandoval 1-5.

INTERCEPTIONS: Roosevelt Roughriders-None. Lahainaluna Lunas-15 Rickard, T. 1-5; 5 Rickard, B. 1-0.

FUMBLES: Roosevelt Roughriders- 8 Ogata 1-0; 5 Monteilh 1-1. Lahainaluna Lunas- 3 Storer, Et. 1-1; 9 Irish 1-1; 11 Watson 1-1.

Stadium: Sue D. Cooley Attendance: 0
 Kickoff time: 4:31 pm End of Game: 6:47 pm Total elapsed time: 2:16
 Officials: Referee: Randy Mooris; Umpire: Bryan Hoernig; Linesman: Sonia Loio;
 Line judge: Dan Bayne; Back judge: John Oku; Field judge: Doug Hunt;
 Side judge: Robert Victor;
 Temperature: 81 deg. Wind: NE 17mph Weather: Partly sunny/cloudy

**Semifinal – Saturday, Nov. 17, 2018 – Vidinha Stadium, Lihue, Kauai
#2 Kapaa 20, Kaimuki 12**

	1	2	3	4		Total
Kaimuki (9-4)	0	6	6	0		12
Kapaa (7-2)	0	7	7	6		20

SCORING SUMMARY

KAIM - N. Asuega-Fualaau, 3 yard run. (*kick blocked*)
KAPA - R. Banasihan, 50 yard run. (*C. Lagunes-Rapozo kick*)
KAIM - E. Lemalu, 2 yard run. (*kick failed*)
KAPA - K. Davis, 9 yard run. (*C. Lagunes-Rapozo kick*)
KAPA - B. Nao, 31 yard run. (*kick blocked*)

	KAIMUKI	KAPAA
RUSHES-YARDS (NET)	39-175	39-177
PASSING YDS (NET)	181	85
Passes Att-Comp-Int.....	37-21-2	10-4-1
TOTAL OFFENSE PLAYS-YARDS.....	76-356	49-262
Fumble Returns-Yards.....	1-0	1-0
Punt Returns-Yards.....	0-0	0-0
Kickoff Returns-Yards.....	3-33	2-19
Interception Returns-Yards....	1-0	2-0

RUSHING - Kaimuki: Elijah Lemalu 9-93, Naomas Asuega-Fualaau 14-52, Jonah Stephens 13-26, Koby Moananu 1-3, Jonah Faasoa 2-1. Kapaa: Baba Nao 18-91, Ryno Banasihan 6-73, Kahanu Davis 13-19, Team 2-(-6).

PASSING - Kaimuki: Jonah Faasoa 21-36-2-181, Team 0-1-0-0. Kapaa: Kahanu Davis 4-10-1-85,

RECEIVING - Kaimuki: Alex Lemalu 4-66, Jonah Stephens 5-45, Koby Moananu 5-33, Elijah Lemalu 4-27, Naomas Asuega-Fualaau 1-9, Kaulana Kaluna, Jr. 1-4, Blade Pfeiffer-Kekoa 1-3. Kapaa: Lanakila Pagtolingan 2-68, Jai Alapai 2-17.

Championship – Saturday, Nov. 24, 2018 – Aloha Stadium

#1 Lahainaluna 34, #2 Kapaa 32

	1	2	3	4	Total
Kapaa (7-3)	13	13	0	6	32
Lahainaluna (11-0)	7	0	7	20	34

Scoring Summary:

1st 07:52 LAHAINA - 33 Tihada, J. 28 yd pass from 9 Irish (21 Casco kick)
 05:59 KAPAA - 2 Pagtolingán 3 yd pass from 7 Davis (44 Lagunes-Rapo kick)
 00:59 KAPAA - 1 Alapai 52 yd pass from 7 Davis (44 Lagunes-Rapo kick blockd)
 2nd 06:55 KAPAA - 7 Davis 5 yd run (44 Lagunes-Rapo kick)
 02:48 KAPAA - 44 Lagunes-Rapo 55 yd field goal
 00:00 KAPAA - 44 Lagunes-Rapo 45 yd field goal
 3rd 03:46 LAHAINA - 33 Tihada, J. 1 yd run (21 Casco kick)
 4th 11:55 LAHAINA - 33 Tihada, J. 2 yd run (21 Casco kick)
 07:02 LAHAINA - 33 Tihada, J. 4 yd run (33 Tihada, J. rush failed)
 04:05 LAHAINA - 28 Perez 23 yd run (21 Casco kick)
 02:17 KAPAA - 28 Tranilla 1 yd pass from 7 Davis (7 Davis pass failed)

	KAPAA	LAHAINA
FIRST DOWNS	11	25
RUSHES-YARDS (NET)	37-258	51-281
PASSING YDS (NET)	83	149
Passes Att-Comp-Int.....	9-5-1	18-12-2
TOTAL OFFENSE PLAYS-YARDS	46-341	69-430
Fumble Returns-Yards.....	0-0	0-0
Punt Returns-Yards.....	0-0	1-3
Kickoff Returns-Yards.....	5-76	2-41
Interception Returns-Yards....	2-17	1-33
Punts (Number-Avg).....	3-36.0	2-22.0
Fumbles-Lost.....	2-1	2-0
Penalties-Yards.....	12-85	11-82
Possession Time.....	19:06	28:54
Third-Down Conversions.....	2 of 7	4 of 8
Fourth-Down Conversions.....	1 of 1	1 of 2
Red-Zone Scores-Chances.....	3-4	3-3
Sacks By: Number-Yards.....	0-0	0-0

RUSHING: Kapaa Warriors-21 Banasihan 25-197; 7 Davis 6-48; 22 Na'o 6-13.
 Lahainaluna Lunas-33 Tihada, J. 27-152; 9 Irish 11-71; 28 Perez 3-38; 11 Watson 3-25; 3 Storer, Et. 4-10; 12 Dudoit 1-8; TEAM 2-minus 23.

PASSING: Kapaa Warriors- 7 Davis 5-8-0-83; 2 Pagtolingán 0-1-1-0.
 Lahainaluna Lunas- 9 Irish 10-15-1-132; 4 Storer, Es. 1-2-1-6; 33 Tihada, J. 1-1-0-11.

RECEIVING: Kapaa Warriors- 2 Pagtolingán 2-30; 1 Alapai 1-52; 28 Tranilla 1-1; 21 Banasihan 1-0.
 Lahainaluna Lunas-21 Casco 3-34; 13 Gillcoat 3-30; 18 Bookland 3-19; 33 Tihada, J. 1-28; 14 Sandoval 1-27; 12 Dudoit 1-11.

INTERCEPTIONS: Kapaa Warriors- 9 Lingaton 1-23; 1 Alapai 1-minus 6.
 Lahainaluna Lunas-11 Watson 1-33.

FUMBLES: Kapaa Warriors- 7 Davis 1-0; 21 Banasihan 1-1. Lahainaluna Lunas-33 Tihada, J. 1-0; 9 Irish 1-0.

Stadium: Aloha Stadium Attendance: 0
 Kickoff time: 1:38 PM End of Game: 4:23 PM Total elapsed time: 2:45
 Officials: Referee: Robert Victor; Umpire: Rod Alama Sr.; Linesman: Steve Machado;
 Line judge: Rhys Amimoto; Back judge: Matt Dery; Field judge: Daniel Bui;
 Side judge: Travis Nakamura;
 Temperature: 83 deg. Wind: SSE 12 mph Weather: Mostly sunny

2019 Division 2



Quarterfinal – Saturday, Nov. 16, 2019 – Kamehameha Pai‘ea Stadium Roosevelt 31, #4 KS Hawaii 7

	1	2	3	4	Total
Roosevelt (10-2)	10	14	0	7	31
KS Hawaii (10-4)	0	0	0	7	7

Scoring Summary:

1st 06:38 ROOSEVELT - 80 Akana, C 15 yd pass from 8 Ogata (35 Ho kick)
 01:44 ROOSEVELT - 34 Segawa 29 yd field goal
 2nd 03:39 ROOSEVELT - 4 Kekahuna 39 yd fumble recovery (35 Ho kick)
 02:33 ROOSEVELT - 4 Kekahuna 2 yd run (35 Ho kick)
 4th 09:26 KSH - 19 Chartrand-Penera 6 yd pass from 3 Perry (34 Dinkel kick)
 03:50 ROOSEVELT - 4 Kekahuna 1 yd run (35 Ho kick)

	ROOSEVELT	KSHAWAII
FIRST DOWNS	11	10
RUSHES-YARDS (NET)	30-90	34-8
PASSING YDS (NET)	140	100
Passes Att-Comp-Int.....	31-14-4	30-14-1
TOTAL OFFENSE PLAYS-YARDS	61-230	64-108
Fumble Returns-Yards.....	3-57	0-0
Punt Returns-Yards.....	8-78	3-28
Kickoff Returns-Yards.....	2-46	5-82
Interception Returns-Yards....	1-0	4-16
Punts (Number-Avg).....	6-27.7	9-32.7
Fumbles-Lost.....	0-0	4-3
Penalties-Yards.....	16-146	8-84
Possession Time.....	20:53	27:07
Third-Down Conversions.....	4 of 12	5 of 17
Fourth-Down Conversions.....	0 of 0	1 of 1
Red-Zone Scores-Chances.....	4-4	1-1
Sacks By: Number-Yards.....	6-56	5-44

RUSHING: Roosevelt RoughRiders- 3 Camacho 10-102; 4 Kekahuna 6-9; 31 Wahilani 3-7; 21 Kukahiwa 2-minus 1; 8 Ogata 9-minus 27. KS-Hawaii Warriors-24 Alfiche 10-39; 43 Mahiai 13-33; TEAM 1-minus 1; 4 Wilson 1-minus 2; 32 Lau 2-minus 11; 13 Tabuyo-Kahele 2-minus 15; 3 Perry 5-minus 35.

PASSING: Roosevelt RoughRiders- 8 Ogata 14-31-4-140. KS-Hawaii Warriors- 3 Perry 7-15-0-40; 13 Tabuyo-Kahele 7-15-1-60.

RECEIVING: Roosevelt RoughRiders-80 Akana, C 5-66; 42 Teixeira 3-25; 22 Chung 2-17; 4 Kekahuna 2-12; 9 Naihe 1-13; 12 Pa-Macalino 1-7. KS-Hawaii Warriors- 4 Wilson 4-14; 19 Chartrand-Penera 3-41; 17 Gragas 3-25; 1 Aurello 2-23; 24 Alfiche 2-minus 3.

INTERCEPTIONS: Roosevelt RoughRiders- 2 DeBrum 1-0. KS-Hawaii Warriors-19 Chartrand-Penera 2-16; 21 Luiz 2-0.

FUMBLES: Roosevelt RoughRiders-None. KS-Hawaii Warriors-24 Alfiche 2-1; 13 Tabuyo-Kahele 1-1; 32 Lau 1-1.

Stadium: Kamehameha Pai'ea Attendance: 0
 Kickoff time: 6:58 pm End of Game: 9:26 pm Total elapsed time: 2:28
 Officials: Referee: Lionel Montalvo; Umpire: Blaise Naehu; Linesman: Randy Morris;
 Line judge: Stephan Fromm; Back judge: Matt Dery; Field judge: Breyden Victor;
 Side judge: Doug Hunt;
 Temperature: 76 deg. Wind: ESE 2 mph Weather: Cloudy w/Showers, Humidity 81%

Semifinal – Saturday, Nov. 23, 2019 – Vidinha Stadium

#2 Kapaa 35, Kaimuki 28

	1	2	3	4	Total
Kaimuki (10-3)	0	7	14	7	28
Kapaa (8-1)	7	6	22	0	35

Scoring Summary:

1st 03:48 KAPAA - 7 Kahanu Davis 1 yd run (2 Laakea Gonsalves kick)
 2nd 11:56 KAPAA - 22 Baba Na-O 1 yd run (2 Gonsalves kick failed)
 05:51 KAIMUKI - 8 Koby Moananu 4 pass from 7 Jayden Maiava (33 Kawamoto kick)
 3rd 09:10 KAPAA - 14 Dreyden Iwamoto 15 yd pass from 7 Davis (2 Gonsalves kick)
 07:42 KAPAA - 7 Davis 8 yd run (44 Kahale Kaleiohi pass from 7 Davis)
 05:18 KAIMUKI - 5 Kaulana Kaluna 36 yd pass from 7 Maiava (33 Kawamoto kick)
 04:18 KAPAA - 7 Davis 35 yd run (2 Gonsalves kick)
 02:06 KAIMUKI - 8 Moananu 3 yd pass from 7 Maiava (33 Kawamoto kick)
 4th 08:05 KAIMUKI - 44 Jonah Fa'asoa 23 yd pass from 7 Maiava (33 Kawamoto kick)

	KAIMUKI	KAPAA
FIRST DOWNS	23	18
RUSHES-YARDS (NET)	24-59	50-297
PASSING YDS (NET)	325	62
Passes Att-Comp-Int.....	42-28-2	7-4-0
TOTAL OFFENSE PLAYS-YARDS	66-384	57-359
Fumble Returns-Yards.....	0-0	0-0
Punt Returns-Yards.....	0-0	1-13
Kickoff Returns-Yards.....	5-84	5-102
Interception Returns-Yards....	0-0	2-10
Punts (Number-Avg).....	2-22.5	3-22.0
Fumbles-Lost.....	0-0	1-1
Penalties-Yards.....	4-30	11-90
Possession Time.....	23:41	24:11
Third-Down Conversions.....	6 of 11	7 of 10
Fourth-Down Conversions.....	0 of 3	0 of 1
Red-Zone Scores-Chances.....	2-2	4-5
Sacks By: Number-Yards.....	0-0	2-15

RUSHING: Kaimuki Bulldogs- 1 Naomas Asuega-Fuala 17-62; 7 Maiava 6-4; 5 Kaluna Jr. 1-minus 7. Kapaa Warriors- 7 Davis 21-174; 22 Na-O 26-136; 31 Hanohano Kuhaulua 1-minus 3; TEAM 2-minus 10.

PASSING: Kaimuki Bulldogs- 7 Maiava 28-42-2-325. Kapaa Warriors- 7 Davis 4-6-0-62; 5 Cody Relacion 0-1-0-0.

RECEIVING: Kaimuki Bulldogs- 8 Moananu 10-116; 44 Fa'asoa 7-115; 5 Kaluna Jr. 6-66; 1 Asuega-Fuala 3-4; 22 Blade Pfeiffer-Kek 1-22; 6 Alvin Tanioka 1-2. Kapaa Warriors-14 Iwamoto 2-25; 2 Gonsalves 1-30; 10 Micah Tabura 1-7.

INTERCEPTIONS: Kaimuki Bulldogs-None. Kapaa Warriors-33 Brown 2-10.

FUMBLES: Kaimuki Bulldogs-None. Kapaa Warriors-22 Na-O 1-1.

SACKS (UA-A): Kaimuki Bulldogs-None. Kapaa Warriors-88 Lambden 2-0.

TACKLES (UA-A): Kaimuki Bulldogs- 5 Kaluna Jr. 7-3; 58 Navarez 7-3; 48 Taufa 6-2; 34 Williams 5-0; 2 Eason 5-0; 55 Komiti 4-1; 57 Nahina 3-0; 8 Moananu 3-0; 6 Tanioka 1-2; 22 Pfeiffer-Kek 1-1; 20 Montgomery 1-1; 78 Wells Jr. 1-0; 35 Phomphakdy 1-0; 50 Moefu-Tautof 1-0; 44 Fa'asoa 1-0; 51 Loketi 0-1. Kapaa Warriors- 9 Lingaton 8-1; 3 Telles-Kelek 7-1; 28 Malafu 5-1; 88 Lambden 5-0; 25 Kamelamela 3-3; 30 Sandomiano-Am 3-3; 33 Brown 3-2; 8 Khae-chawat 3-0; 21 Payomo 2-1; 1 Paleka 2-0; 54 Tafea 1-2; 40 Lea'e 1-1; 32 DeSilva 1-0; 60 D'Amato 1-0; 55 Baltazar 0-1.

Stadium: Vidinha Stadium Attendance: 0
 Kickoff time: 2:00 pm End of Game: 4:35 pm Total elapsed time: 2:35
 Officials: Referee: Shawn McGurrin; Umpire: Jason Nagahisa; Linesman: Stephan Fromm;
 Line judge: Cal Evans; Back judge: Kyle Galdeira; Field judge: Breyden Victor;
 Side judge: Placido Valenciano
 Temperature: 80 deg. Wind: ENE 20 mph Weather: Overcast, Humidity 71%

Semifinal – Saturday, Nov. 23, 2019 – Sue D. Cooley Stadium

#1 Lahainaluna 35, Roosevelt 0

	1	2	3	4	Total
Roosevelt (10-3)	0	0	0	0	0
Lahainaluna (10-1)	7	14	14	0	35

Scoring Summary:

Lahainaluna – Joshua Tihada 1 run (Brian Sandoval kick)
 Lahainaluna – Kai Bookland 52 pass from Esekielu Storer (Sandoval kick)
 Lahainaluna – Bookland 28 pass from Storer (Sandoval kick)
 Lahainaluna – Sandoval 18 pass from Storer (Sandoval kick)
 Lahainaluna – Devon Sa-Chisholm 59 pass from Storer (Kaihulali Casco kick)

	ROOSEVELT	LAHAINALUNA
RUSHES-YARDS (NET)	29-141	49-244
PASSING YDS (NET)	47	202
Passes Att-Comp-Int.....	17-4-1	14-9-0
TOTAL OFFENSE PLAYS-YARDS	46-188	63-446
Punt Returns-Yards.....	1-0	1-10
Kickoff Returns-Yards.....	5-52	1-0
Interception Returns-Yards....	0-0	1-0
Fumbles-Lost.....	4-4	0-0

RUSHING – Roosevelt: Mitchell Camacho 9-83, Myka Kukahiwa 7-51, Sky Ogata 11-11, Shepherd Kekahuna 2-(minus 4). **Lahainaluna:** Tihada 27-162, Nainoa Kulukulualani-Sales 7-53, Derek Perez 4-15, Blare Sylva-Viela 5-12, Sky Smith 1-6, Shaun Kana 1-0, Christian Clarion 1-0, Team 3-(minus 4).

PASSING – Roosevelt: Ogata 4-17-1-47. **Lahainaluna:** Storer 9-13-0-202, Nainoa Irish 0-1-0-0.

RECEIVING – Roosevelt: Scott Chung 1-25, Camacho 1-16, Devin Naihe 1-10, Kekahuna 1-(minus 4). **Lahainaluna:** Bookland 5-105, Sandoval 3-38, Sa-Chisolm 1-59.

Stadium: Sue D. Cooley Stadium

Officials: Referee: Doug Hunt; Umpire: Rod Alama, Sr.; Linesman: Danny Bayne;
 Line judge: George Pereria; Back judge: Robert Victor; Field judge: Robert Perkins;
 Side judge: Sonia Lilo

Temperature: 77 deg. Wind: NE 12 mph Weather: Partly Cloudy, Humidity 65%

Championship – Friday, Nov. 29, 2019 – Aloha Stadium. Attendance – 11,597

#1 Lahainaluna 21, #2 Kapaa 10

	1	2	3	4	Total
Kapaa (8-2)	7	3	0	0	10
Lahainaluna (11-1)	7	7	0	7	21

Scoring Summary:

1st 05:13 LAHAINA - 33 Joshua Tihada 4 yd run (5 Tre Rickard kick)
 00:35 KAPAA - 22 Baba Na-O 1 yd run (2 La'akea Gonsalves kick)
 2nd 04:03 LAHAINA - 33 Joshua Tihada 22 yd run (21 Kaihulali Casco kick)
 00:20 KAPAA - 2 La'akea Gonsalves 23 yd field goal
 4th 08:16 LAHAINA - 33 Joshua Tihada 40 yd run (21 Kaihulali Casco kick)

	KAPAA	LAHAINA
FIRST DOWNS	14	17
RUSHES-YARDS (NET)	45-175	49-339
PASSING YDS (NET)	37	0
Passes Att-Comp-Int.....	9-4-1	2-0-0
TOTAL OFFENSE PLAYS-YARDS	54-212	51-339
Fumble Returns-Yards.....	0-0	0-0
Punt Returns-Yards.....	1-10	3-3
Kickoff Returns-Yards.....	4-77	1-10
Interception Returns-Yards....	0-0	1-0
Punts (Number-Avg).....	4-40.5	4-31.5
Fumbles-Lost.....	0-0	0-0
Penalties-Yards.....	5-49	6-39
Possession Time.....	24:14	23:46
Third-Down Conversions.....	4 of 11	6 of 11
Fourth-Down Conversions.....	0 of 1	1 of 1
Red-Zone Scores-Chances.....	2-2	1-1
Sacks By: Number-Yards.....	0-0	4-17

RUSHING: Kapaa Warriors-22 Baba Na-O 20-108; 7 Kahanu Davis 21-48; 31 Hanohano Kuhaulua 4-19. Lahainaluna Lunas-33 Joshua Tihada 36-310; 28 Derek Perez 5-15; 23 Nainoa Kulukulualani-Sales 4-12; 7 Blare Sylva-Viela 1-7; 3 Esekielu Storer 1-1; 10 Treven Tihada 1-minus 1; TEAM 1-minus 5.

PASSING: Kapaa Warriors- 7 Kahanu Davis 4-8-0-37; 5 Cody Relacion 0-1-1-0. Lahainaluna Lunas- 3 Esekielu Storer 0-2-0-0.

RECEIVING: Kapaa Warriors-14 Dreyden Iwamoto 2-18; 2 La'akea Gonsalves 1-15; 22 Baba Na-O 1-4.

INTERCEPTIONS: Kapaa Warriors-None. Lahainaluna Lunas- 5 Rickard, T 1-0.

FUMBLES: Kapaa Warriors-None. Lahainaluna Lunas-None.

SACKS (UA-A): Kapaa Warriors-None. Lahainaluna Lunas-23 Kulukulualan 2-0; 7 Sylva-Viela 0-1; 51 Lai 0-1; 22 Rabinno 1-0.

TACKLES (UA-A): Kapaa Warriors-25 Kamelamela 8-1; 8 Khae-chawat 6-0; 33 Brown 3-3; 54 Tafea 3-1; 3 Telles-Kelekoma 2-3; 40 Lea'e 2-3; 55 Baltazar 2-3; 7 Davis 3-0; 68 Araula-Dullaga 2-0; 14 Iwamoto 2-0; 28 Malafu 1-1; 71 Kurisu 1-1; 88 Lambden 1-1; 30 Sodomiano-Amorin 1-1; 9 Lingaton 1-0; 1 Paleka 1-0; 2 Gonsalves 1-0; 21 Payomo 1-0. Lahainaluna Lunas-21 Casco 5-5; 22 Rabinno 5-2; 51 Lai 4-4; 9 Irish 4-3; 17 Mathias 5-0; 11 Rickard, B 4-2; 26 Cajudoy 3-1; 23 Kulukulualani-Sales 2-3; 28 Perez 2-0; 2 Sa-Chisolm 1-2; 42 Mataafa 1-2; 78 Galoia 1-0; 5 Rickard, T 1-0; 7 Sylva-Viela 0-2; 45 Estrella 0-2; 33 Tihada, J 0-1; 25 Clarion 0-1.

Stadium: Aloha Stadium Attendance: 0
 Kickoff time: 1:07 pm End of Game: 3:24 pm Total elapsed time: 2:17
 Officials: Referee: Cal Evans; Umpire: Chris Troutman; Linesman: Gary Carr; Line judge: Shawn McGurrin; Back judge: John Oku; Field judge: Brandis Mirifuentes; Side judge: Steve Machado; Replay: Michael Goshima.
 Temperature: 84 deg. Wind: ENE 17 mph Weather: Partly Cloudy, Humidity 50%

2021 Division 2



Semifinal – Wednesday, Dec. 22, 2021 – Farrington High School #1 Kapaa 51, #4 Hawaii Prep 0

	1	2	3	4	Total
Hawaii Prep (7-1)	0	0	0	0	0
Kapaa (7-0)	14	8	15	14	51

Scoring Summary:

1st 08:22 KAPAA - Kian Rapozo 2 run (Kala Valasco kick)
 04:09 KAPAA - Poki Tafea 11 run (Valasco kick)
 2nd 01:12 KAPAA - Solomone Malafu 22 run (Malafu run)
 3rd 10:18 KAPAA - Connor Kitamura 0 yd blocked punt return (Sepuloni Tafea runh)
 04:26 KAPAA - Kaponon Na-O 4 run (Valasco kick)
 4th 09:16 KAPAA - Jaysten Pimental 15 run (Valasco kick)
 00:15 KAPAA - Tafea 7 pass from Nakoa Kimi (Valasco kick)

	HPA	KAPAA
FIRST DOWNS	9	17
RUSHES-YARDS (NET)	28-(-1)	44-251
PASSING YDS (NET)	67	12
Passes Att-Comp-Int.....	23-11-2	5-2-0
TOTAL OFFENSE PLAYS-YARDS	51-66	49-263
Fumble Returns-Yards.....	0-0	0-0
Punt Returns-Yards.....	0-0	4-20
Kickoff Returns-Yards.....	4-33	1-6
Interception Returns-Yards....	0-0	2-82
Punts (Number-Avg).....	6-22.7	2-19.5
Fumbles-Lost.....	3-1	2-2
Penalties-Yards.....	5-30	7-70
Possession Time.....	27:49	20:11
Third-Down Conversions.....	1 of 12	5 of 8
Fourth-Down Conversions.....	0 of 3	0 of 0
Red-Zone Scores-Chances.....	0-1	5-5
Sacks By: Number-Yards.....	1-10	5-28

RUSHING: Hawaii Prep Ka Makani- 8 Honda 10-39; 45 Gaughen 6-15; 14 Hunt 1-minus 9; 7 Walker 9-minus 20; TEAM 2-minus 26.
 Kapaa Warriors-14 Na-O 13-60; 3 Castro 8-46; 22 Rapozo 8-34; 1 Pimental 2-31; 4 Tandal 7-26; 9 Malafu 1-22; 8 Kimi 4-21; 11 Tafea 1-11.

PASSING: Hawaii Prep Ka Makani- 7 Walker 11-23-2-67.
 Kapaa Warriors-14 Na-O 0-3-0-0; 8 Kimi 2-2-0-12.

RECEIVING: Hawaii Prep Ka Makani-35 Lawson 5-17; 18 Aipia 4-22; 5 Kubo 2-28.
 Kapaa Warriors-11 Tafea 1-7; 3 Castro 1-5.

INTERCEPTIONS: Hawaii Prep Ka Makani-None.
 Kapaa Warriors-32 Valasco 1-72; 9 Malafu 1-10.

FUMBLES: Hawaii Prep Ka Makani-TEAM 1-0; 8 Honda 1-0; 7 Walker 1-1.
 Kapaa Warriors-14 Na-O 1-1; 22 Rapozo 1-1.

SACKS (UA-A): Hawaii Prep Ka Makani-13 Samura 1-0.
 Kapaa Warriors-35 Likio 2-0; 27 Tolenoa 2-0; 34 Merseburgh 1-0.

TACKLES (UA-A): Hawaii Prep Ka Makani-35 Lawson 11-0; 13 Samura 4-0; 30 Mochizuki 4-0; 55 Livingston 4-0; 54 Gaughen 4-0; 8 Honda 3-0; 53 Samura 3-0; 6 Kainoa 3-0; 45 Gaughen 2-0; 15 Hendricks 2-0; 72 Lincoln 1-0; 22 Heilmann 1-0; 5 Kubo 1-0; 79 Aiona 1-0.
 Kapaa Warriors-21 Payomo 6-0; 9 Malafu 5-0; 45 Tolenoa 5-0; 34 Merseburgh 4-0; 32 Valasco 3-0; 35 Likio 3-0; 27 Tolenoa 3-0; 18 Keoho 2-0; 10 Yamashita 1-0; 44 Ibaan 1-0; 28 Mckeague 1-0; 25 Baltazar 1-0; 56 Kitamura 1-0; 1 Pimental 1-0; 54 Tafea 1-0; 15 Torcato 1-0.

Stadium: Skipka Diaz Stadium Attendance: 0
 Kickoff time: 3:07 pm End of Game: 5:25 pm Total elapsed time: 2:18
 Officials: Referee: Rhys Amimoto; Umpire: Sam Wilson; Linesman: Brian Kornegay;
 Line judge: Ivan Carvalho; Back judge: Jonathan Thorpe; Field judge: Doug Hunt;
 Side judge: Frank Hayden; Replay officials: Matt Sumstine, Van Peterson

Temperature: 76 deg. Wind: ENE 20 mph. Weather: Cloudy, Humidity 58%

Semifinal – Wednesday, Dec. 22, 2021 – Farrington High School

#3 KS Maui 48, #2 Kaiser 24

	1	2	3	4	Total
KS Maui (5-2)	7	14	20	7	48
Kaiser (9-1)	0	3	0	21	24

Scoring Summary:

1st 00:27 KS-MAUI- Po'okela Aiu 7 pass fr Makana Kamaka-Brayce (Trenton Kiesel kick)
 2nd 08:39 KS-MAUI- Kahoa Abreu 8 pass from Kamaka-Brayce (12 Kiesel kick)
 03:51 KS-MAUI- McKay Pali 1 run (Kiesel kick)
 00:11 KAISER - Shane Smith 27 yd field goal
 3rd 04:42 KS-MAUI- Ho'ohenomauloa Stone-Han 13 pass from Kamaka-Brayce (Kiesel kick blockd)
 04:01 KS-MAUI- Kale Spencer 52 interception return (Kiesel kick)
 00:00 KS-MAUI- Stone-Han 64 pass from Kamaka-Brayce (Kiesel kick)
 4th 11:06 KAISER - Justin Kaneoka 81 pass from Easton Yoshino (Smith kick)
 07:19 KAISER - Kamakana Mahiko 72 pass from Yoshino (Smith kick)
 05:18 KS-MAUI- Kamaka-Brayce 1 run (Kiesel kick)
 02:19 KAISER - Mahiko 5 pass from Yoshino (Ian Shearer kick)

	KS-MAUI	KAISER
FIRST DOWNS	18	15
RUSHES-YARDS (NET)	32-133	23-115
PASSING YDS (NET)	369	313
Passes Att-Comp-Int.....	29-20-0	35-14-2
TOTAL OFFENSE PLAYS-YARDS	61-502	58-428
Fumble Returns-Yards.....	0-0	0-0
Punt Returns-Yards.....	0-0	0-0
Kickoff Returns-Yards.....	1-0	7-74
Interception Returns-Yards....	2-52	0-0
Punts (Number-Avg).....	3-35.7	6-40.2
Fumbles-Lost.....	1-0	2-0
Penalties-Yards.....	2-15	4-25
Possession Time.....	28:09	19:51
Third-Down Conversions.....	9 of 14	2 of 13
Fourth-Down Conversions.....	0 of 1	3 of 3
Red-Zone Scores-Chances.....	5-5	2-3
Sacks By: Number-Yards.....	0-0	0-0

RUSHING: KS Maui Warriors-22 Pali 23-121; 4 Brown 4-15; 33 Stone-Han 1-1; TEAM 1-minus 2; 8 Kamaka-Brayce 3-minus 2.
 Kaiser Cougars-45 Aholelei 10-51; 9 Rodrigues 5-28; 17 Kaneoka 1-25; 7 Yoshino 3-18; 27 Blackston 4-minus 7.

PASSING: KS Maui Warriors- 8 Kamaka-Brayce 20-29-0-369.
 Kaiser Cougars- 7 Yoshino 14-35-2-313.

RECEIVING: KS Maui Warriors-5 Aiu 8-127; 2 Abreu 6-109; 33 Stone-Han 4-98; 82 Carpenter 1-32; 22 Pali 1-3.
 Kaiser Cougars-13 Mahiko 9-167; 17 Kaneoka 2-93; 27 Blackston 2-29; 29 Debina 1-24.

INTERCEPTIONS: KS Maui Warriors-55 Spencer 1-52; 3 Casco 1-0. Kaiser Cougars-None.

FUMBLES: KS Maui Warriors- 8 Kamaka-Brayce 1-0. Kaiser Cougars-27 Blackston 2-0.

SACKS (UA-A): KS Maui Warriors-None. Kaiser Cougars-None.

TACKLES (UA-A): KS Maui Warriors-55 Spencer 8-0; 52 Cua 8-0; 21 Ho'opai 6-0; 44 Shiffler 6-0; 6 Gantala 5-0; 51 Maielua-Kekiwi 4-0; 72 Chow 1-0; 77 Logotala 1-0; 3 Casco 1-0; 30 Kramer 1-0; 32 Kerr 1-0.

Kaiser Cougars-45 Aholelei 8-0; 3 Cummings 7-0; 15 Tong 6-0; 22 Oku 4-0; 12 Kodama 4-0; 29 Debina 4-0; 72 Wild 3-0; 24 Smith 2-0; 13 Mahiko 1-0; 60 Sua 1-0; 35 Heirakuji 1-0; 2 Garcia 1-0; 51 Sampaio 1-0; 1 Ramos-Robertson 1-0; 74 Perry 1-0.

Stadium: Skippa Diaz Stadium Attendance: 1,201

Kickoff time: 7:06 pm End of Game: 9:44 pm Total elapsed time: 2:38

Officials: Referee: Dan Bayne; Umpire: Jay Floan; Linesman: Mike Goshima;

Line judge: Keith Watanabe; Back judge: Craid Shaner; Field judge: Robert Victor;

Side judge: Art Elefante; Replay officials: Matt Sumstine, Van Peterson

Temperature: 73 deg. Wind: ENE 17 mph. Weather: Partly Cloudy, Humidity 64%

Championship – Thursday, Dec. 30, 2021 – Farrington High School. Attendance: 644

#1 Kapaa 61, #3 KS Maui 7

	1	2	3	4	Total
KS Maui (5-3)	0	0	7	0	7
Kapaa (8-0)	14	24	16	7	61

Scoring Summary:

1st 08:48 KAPAA - Solomone Malafu 98 run (Gonsalves kick failed)
 04:10 KAPAA - Kaponu Na-O 6 run (Malafu run)
 2nd 11:00 KAPAA - Malafu 10 run (Malafu run)
 06:26 KAPAA - Kaikea Tandal 11 run (Malafu run)
 02:16 KAPAA - Malafu 1 run (Malafu run)
 3rd 08:40 KAPAA - Nakoa Kimi 17 pass from Na-O (Malafu run)
 03:18 KS-MAUI - Keegan Gantala 20 pass from Po'okela Aiu (Trenton Kiesel kick)
 02:43 KAPAA - Poki Tafea 16 run (Malafu run)
 4th 02:25 KAPAA - Malafu 43 run (Gonsalves kick)

	KS-MAUI	KAPAA
FIRST DOWNS	10	25
RUSHES-YARDS (NET)	25-30	50-477
PASSING YDS (NET)	134	76
Passes Att-Comp-Int.....	28-9-2	4-3-0
TOTAL OFFENSE PLAYS-YARDS	53-164	54-553
Fumble Returns-Yards.....	0-0	0-0
Punt Returns-Yards.....	1--13	2-18
Kickoff Returns-Yards.....	8-98	1-45
Interception Returns-Yards....	0-0	2-44
Punts (Number-Avg).....	6-44.0	1-41.0
Fumbles-Lost.....	4-1	4-1
Penalties-Yards.....	7-45	8-84
Possession Time.....	25:59	22:01
Third-Down Conversions.....	3 of 13	4 of 6
Fourth-Down Conversions.....	2 of 3	1 of 1
Red-Zone Scores-Chances.....	1-1	6-8
Sacks By: Number-Yards.....	0-0	1-3

RUSHING: KS Maui Warriors-22 Pali 10-24; 8 Kamaka-Brayce 9-21; 44 Shiffler 2-6; 32 Kerr 1-minus 1; 4 Brown 1-minus 3; TEAM 2-minus 17.
 Kapaa Warriors- 9 Malafu 4-152; 14 Na-O 14-99; 4 Tandal 9-87; 11 Tafea 3-40; 22 Rapozo 9-37; 3 Castro 4-30; 1 Pimental 3-19; 21 Payomo 2-15; TEAM 2-minus 2.

PASSING: KS Maui Warriors- 8 Kamaka-Brayce 7-26-2-96; 5 Aiu 2-2-0-38.
 Kapaa Warriors-14 Na-O 3-4-0-76.

RECEIVING: KS Maui Warriors-2 Abreu 4-78; 82 Carpenter 2-1; 6 Gantala 1-20; 10 Monkres 1-18; 5 Aiu 1-17. Kapaa Warriors- 3 Castro 1-40; 11 Tafea 1-19; 8 Kimi 1-17.

INTERCEPTIONS: KS Maui Warriors-None.
 Kapaa Warriors-9 Malafu 1-42; 44 Ibaan 1-2.

FUMBLES: KS Maui Warriors- 6 Gantala 2-1; TEAM 1-0; 8 Kamaka-Brayce 1-0.
 Kapaa Warriors-22 Rapozo 1-1; 1 Pimental 1-0; 14 Na-O 1-0; 44 Ibaan 1-0.

SACKS (UA-A): KS Maui Warriors-None. Kapaa Warriors-11 Tafea 1-0.

TACKLES (UA-A): KS Maui Warriors-10 Monkres 7-2; 52 Cua 5-1; 55 Spencer 5-1; 32 Kerr 5-1; 51 Maielua-Kekiwi 3-2; 44 Shiffler 3-1; 53 Yap 3-0; 26 Kahoohanohano 2-1; 9 Ombao 2-0; 6 Gantala 2-0; 77 Logotala 1-0; 63 Ho 1-0; 14 Chai 1-0; 8 Kamaka-Brayce 1-0; 21 Ho'opai 1-0; 11 Min 0-1.
 Kapaa Warriors- 9 Malafu 5-0; 35 Likio 4-1; 18 Keoho 3-2; 54 Tafea 3-1; 2 Ebesu 2-2; 56 Kitamura 3-0; 21 Payomo 3-0; 5 Coleman 2-1; 10 Yamashita 2-1; 1 Pimental 2-1; 4 Tandal 2-0; 3 Castro 1-0; 11 Tafea 1-0; 45 Tolenoa 1-0; 44 Ibaan 1-0; 31 Gonsalves 1-0; 34 Merseburgh 0-1.

Stadium: Skippa Diaz Stadium Attendance: 644
 Kickoff time: 7:07 pm End of Game: 9:52 pm Total elapsed time: 2:45
 Officials: Referee: Mike Goshima; Umpire: Kelvin Moniz; Linesman: Ralph Hasegawa;
 Line judge: Fritz Afu; Back judge: Doug Hunt; Field judge: Jonathan Thorpe;
 Side judge: James Campbell; Replay officials: Van Peterson, Robert Victor

Temperature: 73 deg. Wind: NE 7 mph. Weather: Heavy showers, Humidity 84%

2022 Division 2



Quarterfinal – Saturday, Nov. 12, 2022 – Hanapepe Stadium #3 Waimea 48, Kaiser 7

	1	2	3	4	Total
Kaiser	0	7	0	0	7
Waimea	7	14	21	6	48

Scoring Summary:

WAIM - Kaili Arakaki, 9 yard run. (Haweo Akeo kick)

WAIM - Aukai Emayo, 2 yard run. (H. Akeo kick)

KAIS - Donovan Reis, 3 yard pass from Easton Yoshino. (Ian Shearer kick)

WAIM - K. Arakaki, 3 yard run. (H. Akeo kick)

WAIM - Kenny Okeigar, 58 yard interception return. (H. Akeo kick)

WAIM - A. Emayo, 38 yard run. (H. Akeo kick)

WAIM - R. Correa, 3 yard run. (H. Akeo kick)

WAIM - A. Emayo, 9 yard run. (kick failed)

PASSING - Kaiser: Easton Yoshino 22-39-2-250, Kai Blackston 0-1-0-0, Brody Maeda 1-3-0-1. Waimea: Zyden Vea 1-2-0-12.

RUSHING - Kaiser: Kai Blackston 5-25, Easton Yoshino 2-(-5), Team 1-(-25). Waimea: Aukai Emayo 26-230, Robbie Correa 6-46, Kaili Arakaki 4-44, Rhaziah Tacub-Taniguchi 3-40, Kameron Apilado 2-21, Brennen Fernandez 6-12, Zyden Vea 2-6, Team 2-(-1).

RECEIVING - Kaiser: Donovan Reis 6-101, Jesse Shinagawa 7-86, Makana Naleieha 4-31, Keagan Lime 3-24, Kai Blackston 2-8, Rayne Sumida 1-(-1). Waimea: Rhaziah Tacub-Taniguchi 1-12.

Quarterfinal – Saturday, Nov. 12, 2022 – Nanakuli High School

#4 Nanakuli 38, #5 Pac-Five 6

	1	2	3	4	Total
Pac-Five (3-5)	0	0	0	6	6
Nanakuli (10-1)	0	14	8	16	38

Scoring Summary:

2nd 06:46 NANAKULI - 24 Mahoe III 5 yd run (3 Asinsin kick failed)
 00:42 NANAKULI - 24 Mahoe III 7 yd run (40 Pele-Tukumoeatu rush)
 3rd 09:54 NANAKULI - 40 Pele-Tukumoeatu 12 yd run (21 Asinsin rush)
 4th 07:59 NANAKULI - 24 Mahoe III 4 yd run (24 Mahoe III rush)
 03:42 PAC-FIVE - 44 Kaululaau 4 yd run (16 Kaai, K. pass failed)
 02:13 NANAKULI - 21 Asinsin 1 yd run (40 Pele-Tukumoeatu rush)

	PAC-FIVE	NANAKULI
FIRST DOWNS.....	11	20
RUSHES-YARDS (NET).....	22-32	41-263
PASSING YDS (NET).....	69	228
Passes Att-Comp-Int.....	28-7-1	23-15-2
TOTAL OFFENSE PLAYS-YARDS.....	50-101	64-491
Fumble Returns-Yards.....	1-12	0-0
Punt Returns-Yards.....	0-0	1-6
Kickoff Returns-Yards.....	6-77	2-37
Interception Returns-Yards....	2-25	1-0
Punts (Number-Avg).....	6-27.0	1-45.0
Fumbles-Lost.....	3-1	2-2
Penalties-Yards.....	8-46	14-160
Possession Time.....	19:41	28:19
Third-Down Conversions.....	0 of 9	4 of 11
Fourth-Down Conversions.....	1 of 3	3 of 4
Red-Zone Scores-Chances.....	1-2	5-5
Sacks By: Number-Yards.....	0-0	2-15

RUSHING: Pac-Five Wolfpack-44 Kaululaau 10-39; 7 Lapitan, D. 2-11; 16 Kaai, K. 7-minus 3; TEAM 3-minus 15. Nanakuli GoldenHawks-40 Pele-Tukumoeatu 9-135; 24 Mahoe III 14-70; 21 Asinsin 10-33; 2 Lewis 1-20; 11 Kalili 2-17; 12 Baltazar-Conselva 1-minus 1; 5 Keohuhu 1-minus 5; TEAM 3-minus 6.

PASSING: Pac-Five Wolfpack-16 Kaai, K. 7-25-1-69; 1 Sarahina 0-3-0-0. Nanakuli GoldenHawks-10 Salausa-Kaawa 14-22-2-216; 11 Kalili 1-1-0-12.

RECEIVING: Pac-Five Wolfpack- 3 Donate 3-26; 8 Coover 2-20; 44 Kaululaau 1-13; 85 Lilio 1-10. Nanakuli GoldenHawks-11 Kalili 5-59; 24 Mahoe III 4-31; 21 Asinsin 3-50; 8 Federico 1-44; 40 Pele-Tukumoeatu 1-29; 12 Baltazar-Conselva 1-15.

INTERCEPTIONS: Pac-Five Wolfpack-44 Kaululaau 1-25; 85 Lilio 1-0. Nanakuli GoldenHawks- 7 Rombawa-KaiRivera 1-0.

FUMBLES: Pac-Five Wolfpack-TEAM 3-1. Nanakuli GoldenHawks-40 Pele-Tukumoeatu 1-1; 5 Keohuhu 1-1.

Stadium: Nanakuli Football Stadium Attendance: 0
 Kickoff time: 7:07 pm End of Game: 9:48 pm Total elapsed time: 2:41
 Officials: Referee: Lionel Montalvo; Umpire: Sam Wilson; Linesman: Craig Shaner;
 Line judge: Arnold Cruz; Back judge: Robert Victor; Field judge: Steve Piercy;
 Side judge: Chris Fagin;
 Temperature: 73 deg. Wind: NNE 6 mph Weather: Fair Humidity 64%

Semifinal – Saturday, Nov. 19, 2022 – King Kekaulike High School

#1 King Kekaulike 20, #4 Nanakuli 0

	1	2	3	4	Total
Nanakuli (10-2)	0	0	0	0	0
King Kekaulike	6	14	0	0	20

Scoring Summary:

KKE - Ahe Sumibcay, 71 yard run. (kick failed)

KKE - Kalani Puu, 4 yard run. (run failed)

KKE - Tysin Zackious, 1 yard run. (K. Puu run)

PASSING - Nanakuli: Hansen Salausa-Kaawa 13-19-0-65. Kekaulike: Kalelepono Wong 2-4-1-43.

RUSHING - Nanakuli: Allen Mahoe III 9-35, Christian Asinsin 7-26, Nathan Pele-Tukumoeatu 6-14, David Kalili 1-(-3), Hansen Salausa-Kaawa 4-(-21). Kekaulike: Ahe Sumibcay 2-79, Kalani Puu 9-62, Kalelepono Wong 10-37, Tysin Zackious 16-27, Kaleo Gallen 2-16, Ikea Sumibcay 1-5, Kupaa Lewis-Mattos 1-2, Kamakalei Stone 1-1, Team 1-(-2).

RECEIVING - Nanakuli: Allen Mahoe III 2-24, David Kalili 4-21, Kolomona Aleka 1-17, Christian Asinsin 2-4, Nathan Pele-Tukumoeatu 4-(-1). Kekaulike: Kamakalei Stone 1-34, Kaleo Gallen 1-9.

Semifinal – Saturday, Nov. 19, 2022 – Honokaa High School

#3 Waimea 17, #2 Honokaa 0

	1	2	3	4	Total
Waimea	7	0	3	7	17
Honokaa	0	0	0	0	0

Scoring Summary:

WAIM - Kaili Arakaki, 14 yard run. (Haweo Akeo kick)

WAIM - H. Akeo, 38 yard field goal.

WAIM - K. Arakaki, 41 yard run. (H. Akeo kick)

PASSING - Waimea: Zyden Vea 1-1-0-35, Kameron Apilado 0-1-1-0. Honokaa: Elijah Kaupu-Alip 7-20-2-57, Aka Spencer 0-1-1-0.

RUSHING - Waimea: Kaili Arakaki 13-102, Aukai Emayo 8-67, Robbie Correa 9-39, Johnny Pimental 2-15, Kameron Apilado 1-10, Brennen Fernandez 2-5, Kenny Okeigar 1-0, Team 1-(-1), Zyden Vea 7-(-15). Honokaa: Bruce Reinbolt 13-66, Elijah Kaupu-Alip 13-9, Micah Acdal 2-(-3).

RECEIVING - Waimea: Josiah Banasihan 1-35. Honokaa: Keaka Cagampang 2-24, Micah Acdal 2-12, Uhane MockChew 1-11, Aka Spencer 1-8, Bruce Reinbolt 1-2.

Championship – Saturday, Nov. 26, 2022 – Mililani High School

#3 Waimea 45, #1 King Kekaulike 6

	1	2	3	4	Total
Waimea (9-2)	10	7	14	14	45
King Kekaulike (5-7)	0	6	0	0	6

Scoring Summary:

1st 04:17 WAIMEA - 24 Akeo 22 yd field goal
 04:01 WAIMEA - 43 Brun 31 yd fumble recovery (24 Akeo kick)
 2nd 08:24 KINGK - 22 Sumibcay, Ahe 31 pass from 8 Wong (22 Sumibcay, Ahe kick failed)
 00:15 WAIMEA - 3 Arakaki 1 yd run (24 Akeo kick)
 3rd 08:55 WAIMEA - 11 Emayo 1 yd run (24 Akeo kick)
 03:31 WAIMEA - 8 Apilado 70 yd run (24 Akeo kick)
 4th 08:42 WAIMEA - 8 Apilado 85 yd run (24 Akeo kick)
 02:05 WAIMEA - 11 Emayo 6 yd run (24 Akeo kick)

	WAIMEA	KEKAULIK
FIRST DOWNS	18	11
RUSHES-YARDS (NET)	48-443	40-158
PASSING YDS (NET)	0	31
Passes Att-Comp-Int.....	1-0-0	6-1-0
TOTAL OFFENSE PLAYS-YARDS	49-443	46-189
Fumble Returns-Yards.....	1-31	0-0
Punt Returns-Yards.....	1-14	0-0
Kickoff Returns-Yards.....	2-39	7-104
Interception Returns-Yards....	0-0	0-0
Punts (Number-Avg).....	1-54.0	4-42.0
Fumbles-Lost.....	1-1	3-3
Penalties-Yards.....	5-59	7-67
Possession Time.....	25:42	22:18
Third-Down Conversions.....	3 of 5	2 of 10
Fourth-Down Conversions.....	0 of 0	2 of 3
Red-Zone Scores-Chances.....	4-4	0-1
Sacks By: Number-Yards.....	0-0	0-0

RUSHING: Waimea Menehunes- 8 Apilado 11-228; 11 Emayo 15-83; 3 Arakaki 8-53; 9 Correa III 8-51; 42 Tacub-Taniguchi 3-13; 15 Fernandez 1-6; 6 Okeigar 1-5; 32 Butac 1-4. K. Kekaulike Na Alii- 2 Zackious 16-55; 8 Wong 8-35; 11 Puu 11-30; 22 Sumibcay, Ahe 3-29; 15 Lewis-Mattos 1-9; 20 Sumibcay, Ikea 1-0.

PASSING: Waimea Menehunes-42 Tacub-Taniguchi 0-1-0-0. K. Kekaulike Na Alii- 8 Wong 1-6-0-31.

RECEIVING: Waimea Menehunes-. K. Kekaulike Na Alii-22 Sumibcay, Ahe 1-31.

INTERCEPTIONS: Waimea Menehunes-None. K. Kekaulike Na Alii-None.

FUMBLES: Waimea Menehunes-11 Emayo 1-1. K. Kekaulike Na Alii- 8 Wong 2-2; 2 Zackious 1-1.

Stadium: John Kauinana Stadium Attendance: 1,724
 Kickoff time: 4:07 pm End of Game: 6:37 pm Total elapsed time: 2:30
 Officials: Referee: Danny Bayne; Umpire: Richard Deneau; Linesman: Wade Miranda; Line judge: Ralph Hasegawa; Back judge: Daniel Bui; Field judge: Travis Nakayama; Side judge: Steve Piercy;
 Replay officials: Mitchell Remba, Van Peterson
 Temperature: 75 deg. Wind: NNE 7mph Weather: Cloudy Humidity 54%

2023 Division 2



Quarterfinal – Friday, Nov. 10, 2023 – Tricky Vasconcellos Stadium #3 Pac-Five 32, Kaimuki 7

	1	2	3	4	Total
Kaimuki (5-7)	0	0	7	0	7
Pac-Five (5-2)	14	12	0	6	32

Scoring Summary:

1st 06:33 PAC-5 - 7 Miller 8 yd run (6 Derauf kick)
 04:55 PAC-5 - 26 Connell-Chavez 1 yd run (6 Derauf kick)
 2nd 09:40 PAC-5 - 7 Miller 1 yd run (6 Derauf kick failed)
 04:43 PAC-5 - 7 Miller 1 yd run (16 Amal-Nakagawa pass failed)
 3rd 08:33 KAIMUKI - 2 White 18 yd pass from 9 Letuli, Iosefa (14 Kahawai kick)
 4th 11:52 PAC-5 - 24 Hauptman 21 yd run (9 Agan pass failed)

	KAIMUKI	PAC-5
FIRST DOWNS.....	14	19
RUSHES-YARDS (NET).....	24-161	48-206
PASSING YDS (NET).....	107	85
Passes Att-Comp-Int.....	24-15-3	19-7-1
TOTAL OFFENSE PLAYS-YARDS.....	48-268	67-291
Fumble Returns-Yards.....	0-0	0-0
Punt Returns-Yards.....	1-18	0-0
Kickoff Returns-Yards.....	6-103	2--1
Interception Returns-Yards....	1-15	3-27
Punts (Number-Avg).....	1-30.0	3-38.3
Fumbles-Lost.....	6-6	1-1
Penalties-Yards.....	9-90	6-45
Possession Time.....	21:08	37:01
Third-Down Conversions.....	4 of 9	6 of 15
Fourth-Down Conversions.....	1 of 1	2 of 2
Red-Zone Scores-Chances.....	1-2	4-4
Sacks By: Number-Yards.....	0-0	2-2

RUSHING: Kaimuki Bulldogs- 9 Letuli, Iosefa 19-144; 8 Hicks 5-17. Pac-5 Wolfpack- 7 Miller 32-173; 24 Hauptman 1-21; 26 Connell-Chavez 11-19; 3 Donate 1-6; 23 Fujimoto 1-0; TEAM 2-minus 13.

PASSING: Kaimuki Bulldogs- 9 Letuli, Iosefa 15-24-3-107. Pac-5 Wolfpack-16 Amal-Nakagawa 7-19-1-85.

RECEIVING: Kaimuki Bulldogs- 2 White 8-57; 7 Uluave 3-24; 10 Maulolo 3-20; 8 Hicks 1-6. Pac-5 Wolfpack- 3 Donate 4-28; 11 Lilio 1-30; 7 Miller 1-25; 24 Hauptman 1-2.

INTERCEPTIONS: Kaimuki Bulldogs-44 Ungeni 1-15. Pac-5 Wolfpack-11 Lilio 3-27.

FUMBLES: Kaimuki Bulldogs- 9 Letuli, Iosefa 5-5; 8 Hicks 1-1. Pac-5 Wolfpack- 7 Miller 1-1.

Stadium: Tricky Vanconcellos Stadium (Roosevelt HS) Attendance: 0
 Kickoff time: 4:00 pm End of Game: 6:21 pm Total elapsed time: 2:21
 Officials: Referee: Rhys Amimoto; Umpire: Joe Wilson; Linesman: Dan Bayne;
 Line judge: Ivan Carvalho; Back judge: Kyle Galdeira; Field judge: Kyle Raines;
 Side judge: Steve Machado;
 Temperature: 79 deg. Wind: ENE 17 mph Weather: Partly Cloudy Humidity 74%

**Quarterfinal – Friday, Nov. 10, 2023 – Tricky Vasconcellos Stadium
#4 Roosevelt 19, #5 KS Hawaii 14**

	1	2	3	4	Total
KS Hawaii (11-2)	0	0	7	7	14
Roosevelt (9-3)	10	0	3	6	19

Scoring Summary:

1st 11:45 ROOSEVLT - 11 Aguiar 89 yd kickoff return (16 DePeralta kick)
 01:59 ROOSEVLT - 16 DePeralta 31 yd field goal
 3rd 07:59 KSHAWAII - 7 Hoopai 2 yd run (24 Kay-Wong kick)
 04:01 ROOSEVLT - 16 DePeralta 34 yd field goal
 4th 04:22 KSHAWAII - 7 Hoopai 4 yd run (24 Kay-Wong kick)
 03:10 ROOSEVLT - 17 Souza-Armstead 78 pass from 10 Kamao (10 Kamao pass failed)

	KSHAWAII	ROOSEVLT
FIRST DOWNS.....	13	13
RUSHES-YARDS (NET).....	42-123	39-58
PASSING YDS (NET).....	72	192
Passes Att-Comp-Int.....	37-13-1	26-12-1
TOTAL OFFENSE PLAYS-YARDS.....	79-195	65-250
Fumble Returns-Yards.....	1-7	1-13
Punt Returns-Yards.....	2-20	6-44
Kickoff Returns-Yards.....	4-52	3-103
Interception Returns-Yards....	1-12	1-0
Punts (Number-Avg).....	8-30.1	5-33.6
Fumbles-Lost.....	3-3	5-4
Penalties-Yards.....	3-34	9-76
Possession Time.....	24:21	23:39
Third-Down Conversions.....	7 of 22	2 of 12
Fourth-Down Conversions.....	1 of 3	0 of 3
Red-Zone Scores-Chances.....	2-4	2-3
Sacks By: Number-Yards.....	4-20	3-16

RUSHING: KS Hawai'i Warriors- 7 Hoopai 15-64; 9 Perry 12-40; 11 Feary 7-25; 18 Santos 8-minus 6. Roosevelt Roughriders-15 Kalauawa-Haupu 12-60; 41 Kaneshiro-Damingo 10-43; 43 Akiona 5-19; 10 Kamao 8-minus 7; TEAM 4-minus 57.

PASSING: KS Hawai'i Warriors- 9 Perry 13-34-1-72; 23 Kaaua-Long 0-3-0-0. Roosevelt Roughriders-10 Kamao 12-26-1-192.

RECEIVING: KS Hawai'i Warriors- 1 Fuerte 5-21; 2 Boshard 4-39; 11 Feary 2-7; 9 Perry 1-6; 18 Santos 1-minus 1. Roosevelt Roughriders-12 Davis 6-69; 17 Souza-Armstead 2-89; 5 Souza-Fautanu 2-17; 31 Tilton 2-17.

INTERCEPTIONS: KS Hawai'i Warriors-50 Demello 1-12. Roosevelt Roughriders-31 Tilton 1-0.

FUMBLES: KS Hawai'i Warriors-18 Santos 1-1; 2 Boshard 1-1; 9 Perry 1-1. Roosevelt Roughriders-12 Davis 1-1; 5 Souza-Fautanu 1-0; 41 Kaneshiro-Damingo 1-1; 43 Akiona 1-1; TEAM 1-1.

Stadium: Tricky Vasconcellos Stadium (Roosevelt HS) Attendance: 0
 Kickoff time: 7:00 pm End of Game: 9:40 pm Total elapsed time: 2:40
 Officials: Referee: Doug Hunt; Umpire: Mike Simonds; Linesman: Pat Gallagher;
 Line judge: Art Elefante; Back judge: Jonathan Thorpe; Field judge: Chris Fagin;
 Side judge: Steve Piercy;
 Temperature: 78 deg. Wind: ENE 14 mph Weather: Partly Cloudy Humidity 75%

Semifinal – Saturday, Nov. 18, 2023 – Hanapepe Stadium
#1 Waimea 13, #4 Roosevelt 10

	1	2	3	4	Total
Roosevelt (9-4)	0	10	0	0	10
Waimea (3-5)	3	0	7	3	13

SCORING SUMMARY

WAIM - Shayden Ranis-Alameda Dela Cruz, 26 yard field goal.

ROOS - Journey DePeralta, 28 yard field goal.

ROOS - Keawe Davis, 33 yard pass from Ioane Kamanao. (*Journey DePeralta kick*)

WAIM - Keona Tam, 1 yard run. (*Shayden Ranis-Alameda Dela Cruz kick*)

WAIM - Shayden Ranis-Alameda Dela Cruz, 35 yard field goal.

PASSING - Roosevelt: Ioane Kamanao 23-34-0-285. Waimea: Kameron Apilado 0-2-0-0.

RUSHING - Roosevelt: Ioane Kamanao 6-5, Drayzon Kaneshiro-Damingo 2-3, Taimane Souza-Fautanu 2-3, Zion Kalauawa-Hauptu 1-1, Team 2-(-35). Waimea: Wesley Santiago 19-90, Kameron Apilado 11-73, Kaili Arakaki 11-40, Xailen Niheu-Kamaka 6-21, Kyka Linoz 3-6, Nohili Ragragola 1-5, Keona Tam 2-4, Team 3-(-2).

RECEIVING - Roosevelt: Keawe Davis 6-104, Jahsiah Souza-Armstead 7-74, Taimane Souza-Fautanu 5-64, Dayten Tilton 3-35, Wiliama Aaronson 1-9, Keaka Laringa-Cleaver 1-(-1). Waimea: none.

**Semifinal – Saturday, Nov. 18, 2023 – Kanaiaupuni Stadium, Kamehameha Schools Maui
#2 KS Maui 31, #3 Pac-Five 10**

	1	2	3	4	Total
Pac-Five (5-3)	3	0	0	7	10
KS Maui (7-1)	7	21	3	0	31

Scoring Summary:

1st 06:08 KS-MAUI - 3 Casco 3 yd run (84 Yap kick)
 02:16 PAC-5 - 6 Derauf 33 yd field goal
 2nd 10:34 KS-MAUI - 14 Ueki 9 yd pass from 8 Kamaka-Brayce (84 Yap kick)
 00:53 KS-MAUI - 34 Hueu 8 yd pass from 8 Kamaka-Brayce (84 Yap kick)
 00:14 KS-MAUI - 23 Schnitzer 34 yd pass from 8 Kamaka-Brayce (84 Yap kick)
 3rd 08:49 KS-MAUI - 84 Yap 20 yd field goal
 4th 11:48 PAC-5 - 26 Connell-Chav 61 yd run (6 Derauf kick)

	PAC-5	KS-MAUI
FIRST DOWNS.....	8	24
RUSHES-YARDS (NET).....	17-109	35-175
PASSING YDS (NET).....	52	257
Passes Att-Comp-Int.....	21-6-1	34-18-1
TOTAL OFFENSE PLAYS-YARDS.....	38-161	69-432
Fumble Returns-Yards.....	0-0	0-0
Punt Returns-Yards.....	1-4	3-30
Kickoff Returns-Yards.....	4-14	3-36
Interception Returns-Yards....	1-5	1-26
Punts (Number-Avg).....	7-28.6	2-33.0
Fumbles-Lost.....	1-1	1-1
Penalties-Yards.....	6-44	13-114
Possession Time.....	14:42	33:18
Third-Down Conversions.....	0 of 9	7 of 12
Fourth-Down Conversions.....	0 of 1	0 of 0
Red-Zone Scores-Chances.....	1-1	4-7
Sacks By: Number-Yards.....	1-10	0-0

RUSHING: Pac-5 Wolfpack-26 Connell-Chav 10-110; 23 Fujimoto 1-1; 7 Miller 6-minus 2.
 KS-Maui Warriors-34 Hueu 15-90; 22 Campbell 7-72; 8 Kamaka-Brayce 7-20; 82 Nakagawa 1-4;
 3 Casco 1-3; 33 Waikiki-Cald 1-minus 2; TEAM 3-minus 12.

PASSING: Pac-5 Wolfpack-16 AmaiNakagawa 6-21-1-52. KS-Maui Warriors-8 Kamaka-Brayce 17-33-1-256;
 33 Waikiki-Cald 1-1-0-1.

RECEIVING: Pac-5 Wolfpack- 7 Miller 2-29; 11 Lilio 1-12; 15 Uperesa-Thom 1-7; 24 Hauptman 1-4;
 3 Donate 1-0. KS-Maui Warriors-23 Schnitzer 6-78; 14 Ueki 4-19; 6 Gantala 3-58;
 24 Kauhaa-Po 1-65; 22 Campbell 1-14; 11 Apo 1-14; 34 Hueu 1-8; 26 Kamoku 1-1.

INTERCEPTIONS: Pac-5 Wolfpack- 1 Shiraishi 1-5. KS-Maui Warriors-6 Gantala 1-26.

FUMBLES: Pac-5 Wolfpack-26 Connell-Chav 1-1. KS-Maui Warriors-14 Ueki 1-1.

Stadium: Kanaiaupuni Stadium, KS-Maui Attendance: 0
 Kickoff time: 6:08 pm End of Game: 8:40 pm Total elapsed time: 2:32
 Officials: Referee: Robert Victor; Umpire: Jun Nakihei; Linesman: Dexter Au;
 Line judge: P. Valenciano; Back judge: Ray Pasion; Field judge: Kyle Raines;
 Side judge: Reggie Cabral;
 Temperature: 72 deg. Wind: South 5 mph Weather: Partly cloudy

**Championship– Saturday, Nov. 25, 2023 – John Kauinana Stadium, Mililani HS, Att.: 1,386
 #1 Waimea 31, #2 KS Maui 28**

	1	2	3	4	Total
KS Maui (7-2)	7	7	7	7	28
Waimea (4-5)	7	14	7	3	31

Scoring Summary:

1st 07:42 KS-MAUI - 8 Kamaka-Brayce 1 yd run (84 Yap, Kayden kick)
 02:35 WAIMEA - 9 Santiago 28 yd run (6 R-AlamedaDelaCruz kick)
 2nd 04:41 KS-MAUI - 14 Ueki 32 yd pass from 8 Kamaka-Brayce (84 Yap, Kayden kick)
 04:27 WAIMEA - 52 Tam 92 yd kickoff return (6 R-AlamedaDelaCruz kick)
 00:42 WAIMEA - 8 Apilado 19 yd run (6 R-AlamedaDelaCruz kick)
 3rd 05:09 WAIMEA - 3 Arakaki 80 yd run (6 R-AlamedaDelaCruz kick)
 03:23 KS-MAUI - 8 Kamaka-Brayce 1 yd run (84 Yap, Kayden kick)
 4th 07:33 WAIMEA - 6 R-AlamedaDelaCruz 40 yd field goal
 02:52 KS-MAUI - 32 Kerr 20 yd fumble recovery (84 Yap, Kayden kick)

	KS-MAUI	WAIMEA
FIRST DOWNS.....	17	13
RUSHES-YARDS (NET).....	26-150	46-273
PASSING YDS (NET).....	154	0
Passes Att-Comp-Int.....	30-15-2	0-0-0
TOTAL OFFENSE PLAYS-YARDS.....	56-304	46-273
Fumble Returns-Yards.....	2-27	0-0
Punt Returns-Yards.....	2-26	2-17
Kickoff Returns-Yards.....	6-108	3-107
Interception Returns-Yards....	0-0	2-0
Punts (Number-Avg).....	4-30.5	3-26.3
Fumbles-Lost.....	0-0	3-2
Penalties-Yards.....	5-45	4-15
Possession Time.....	20:51	27:14
Third-Down Conversions.....	3 of 10	4 of 10
Fourth-Down Conversions.....	1 of 1	0 of 1
Red-Zone Scores-Chances.....	3-4	1-3
Sacks By: Number-Yards.....	0-0	2-12

RUSHING: KS Maui Warriors-22 Campbell 13-110; 8 Kamaka-Brayce 11-30; 34 Hu'eu 2-10. Waimea Menehune- 3 Arakaki 14-111; 9 Santiago 18-85; 8 Apilado 8-75; 34 Ragraagola 2-3; 10 Linoz 1-1; 4 Niheu-Kamaka 1-0; TEAM 2-minus 2.

PASSING: KS Maui Warriors-8 Kamaka-Brayce 15-30-2-154. Waimea Menehune-(no passes).

RECEIVING: KS Maui Warriors-23 Schnitzer 6-21; 5 Abreu 4-24; 6 Gantala 3-72; 14 Ueki 1-32; 11 Apo 1-5. Waimea Menehune-(no receptions).

INTERCEPTIONS: KS Maui Warriors-None. Waimea Menehune-21 Fernandez 1-0; 16 Kauwe 1-0.

FUMBLES: KS Maui Warriors-None. Waimea Menehune- 3 Arakaki 2-2; 8 Apilado 1-0.

SACKS (UA-A): KS Maui Warriors-None. Waimea Menehune-12 Erdmann 1-0; 62 Yamauchi, Ni 1-0.

TACKLES (UA-A): KS Maui Warriors-18 Yap, Pa'ani 5-4; 87 Maielua-Kekiwi 5-3; 52 Cua 4-3; 9 Ombao 5-0; 85 Fruenan, Ramzak 4-1; 63 Ho 2-2; 59 Souza 2-2; 32 Kerr 0-4; 27 Andrade 2-1; 54 Ako-Nataniela 0-2; 4 Tuaoa 1-0; 19 Mueller 1-0; 23 Schnitzer 1-0; 6 Gantala 1-0; 76 Joaquin 0-1; 25 Reyes 0-1. Waimea Menehune-12 Erdmann 8-1; 2 Brun 6-3; 52 Tam 4-2; 21 Fernandez 1-5; 35 Sablan 2-2; 16 Kauwe 3-0; 8 Apilado 2-1; 51 Kaneakua 2-1; 11 Kaiakapu 1-2; 62 Yamauchi, Ni 1-1; 58 Yamauchi, No 1-1; 17 Kia-Kinzie 1-0; 50 Mata 1-0; 10 Linoz 1-0; 9 Santiago 1-0; 24 Makua 1-0; 43 Makua 0-1.

Stadium: John Kauinana Stadium (Mililani HS) Attendance: 1,386
 Kickoff time: 4:11 pm End of Game: 6:54 PM Total elapsed time: 2:43
 Officials: Referee: Doug Hunt; Umpire: Mike Simonds; Linesman: Craig Shaner;
 Line judge: Lionel Montalvo; Back judge: John Oku; Field judge: Kyle Galdeira;
 Side judge: Fritz Afu; Replay: Mitchell Remba, Van Peterson.
 Temperature: 79 deg. Wind: East 9 mph Weather: Partly Cloudy Humidity 67%

2003 – Division II (6 teams)


Friday-Saturday, Nov. 21-22	Friday, Nov. 28	Friday, Dec. 5
<p>Damien (3-5)</p> <p>Game #1 – Nov. 21 20 7:30 p.m. Aiea Stadium 14</p> <p>Kapolei (9-1)</p>	<p>Waimea (6-2) 13</p> <p>Game #3 – 7 p.m. Vindiha Stadium 17</p> <p>Damien (4-5)</p>	<p>Damien (5-5) 7</p> <p>Game #5 – 5 p.m. Aloha Stadium</p> <p>Aiea (9-2)</p>
<p>Lahainaluna (1-7-1)</p> <p>Game #2 – Nov. 22 21 7:30 pm War Memorial 14</p> <p>Hawaii Prep (7-4)</p>	<p>Aiea (7-2) 24</p> <p>Game #4 – 7:30 p.m. Kuniakea Stadium 14</p> <p>Lahainaluna (2-7-1)</p>	<p>Aiea (8-2) 9</p>



Participating teams, head coaches:

OIA (2 teams)	ILH (1 team)	MIL (1 team)	BIIF (1 team)	KIF (1 team)
Aiea (7-2) Wendell Say	Damien (3-5) Dean Nakagawa	Lahainaluna (1-7-1) Robert Watson	Hawaii Prep (7-4) Tom Goodspeed	Waimea (6-2) Liko Pereira
Kapolei (9-1) Darren Hernandez				

'Aiea stops Damien for first state title



Defense keys Division II win for Nā 'Ali'i, 9-7

By Stacy Kaneshiro
ADVERTISER STAFF WRITER

'Aiea made big plays on defense, including an interception by C.J. Tausaga that set up the go-ahead score, in rallying past Damien, 9-7, last night to win the inaugural Division II state football championship at Aloha Stadium.

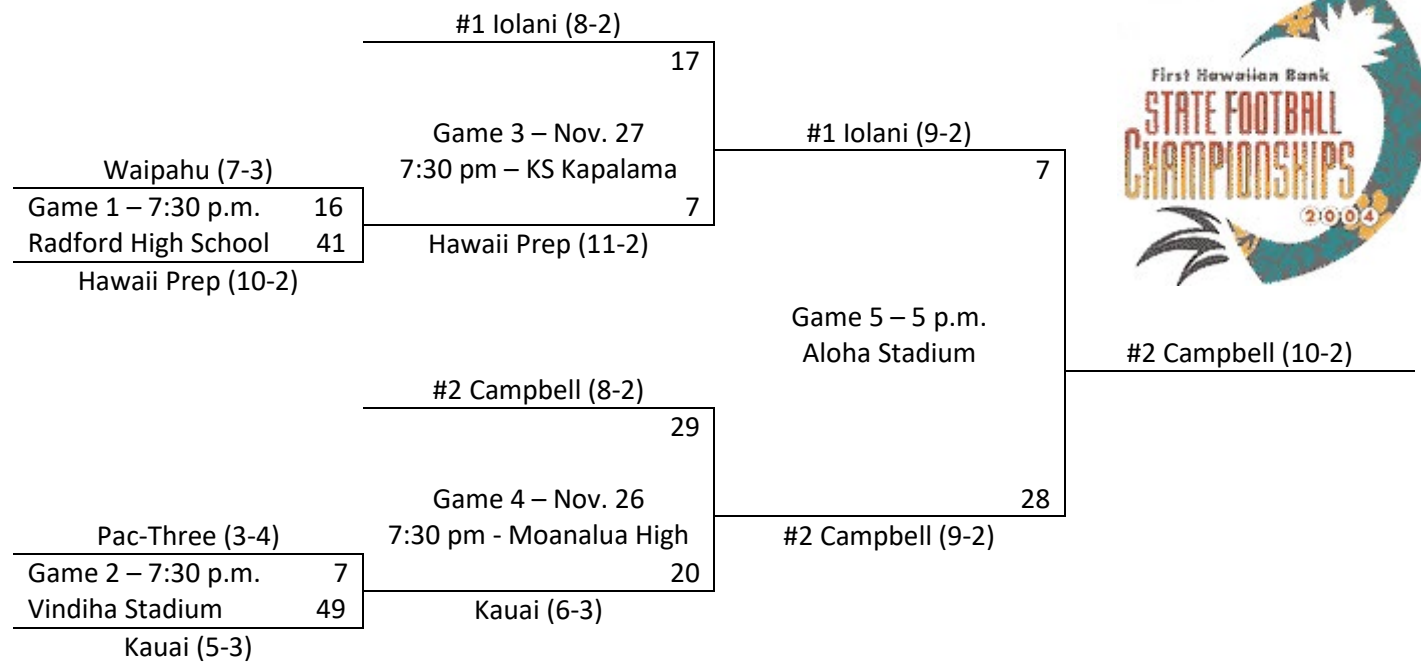
Nā 'Ali'i (10-2) matched their winningest season of

2004 – Division II (6 teams)

Friday, Nov. 19

Fri.-Sat., Nov. 26-27

Friday, Dec. 3



Participating teams, head coaches:

OIA (2 teams)	ILH (1 team)	MIL (1 team)	BIIF (1 team)	KIF (1 team)
Campbell (8-2) Tumoana Kenessey	Iolani (8-2) Wendell Look	Pac-Three (3-4) Jim Klaczak	Hawaii Prep (10-2) Tom Goodspeed	Kauai (5-3) Keli'i Morgado
Waipahu (7-3) Sean Saturnio				

Campbell captures Division II crown

Sabers beat Iolani for first major football title, 28-7

BY WES NAKAMA
Advertiser Staff Writer

With its head coach watching proudly from the stands, the Campbell High School football team executed almost to perfection last night in rolling past

Iolani, 28-7, for the Division II state championship at Aloha Stadium.

The Sabers, ranked No. 8 in The Advertiser's statewide Top 10 poll of coaches and media, finished their season at 10-2 and brought home the school's first major football title. Iolani, ranked No. 5, ended up 9-3.

"Earlier this week, we had a group meeting and said, 'Let's execute, let's do it for Coach

(Tumoana Kenessey).'" said Campbell senior slotback/linebacker Kaniela Stanton, who rushed for 113 yards on 10 carries and made four tackles. "This was for him, and for everybody on our team, and for our fans."

Kenessey, in his fifth year as head coach, was ineligible for the game due to an ejection from last week's semifinal victory over Kaua'i after two unsportsmanlike conduct penalties. But

his team put on an awesome display of running and defense last night anyway, especially in the first half.

Operating out of the unique "Delaware Winged-T" offense led by tackles Sterling Valentine, Matthew Masifilo and Kyle Akana, guards Liulotu Gaui and Dustin Salvador, tight ends Kepa Basham and James Bannister and

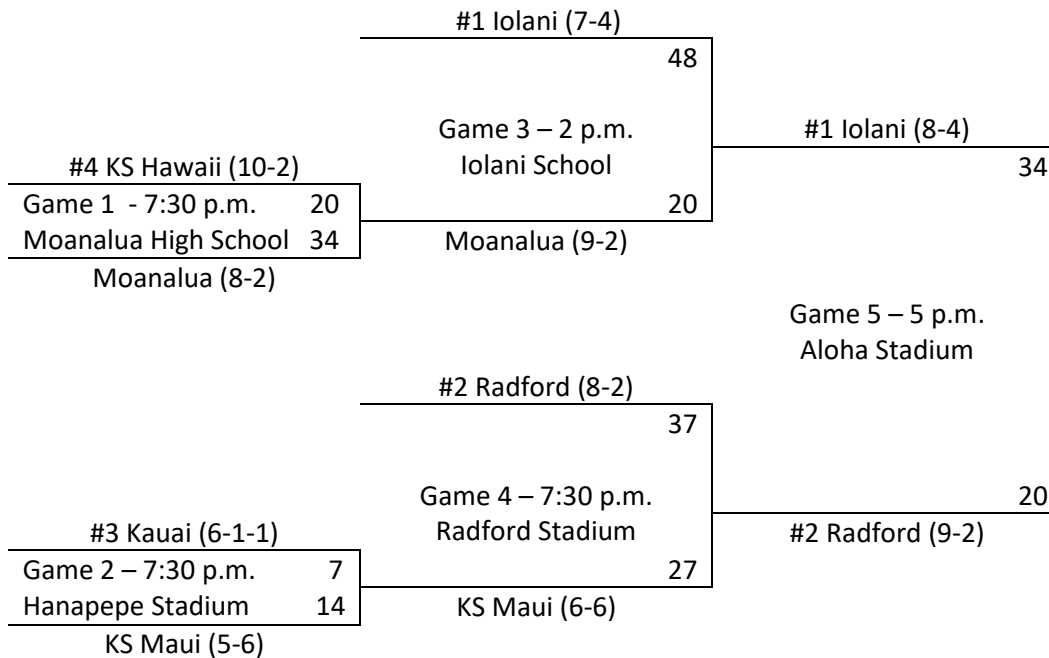
SEE CAMPBELL, D4

2005 – Division II (6 teams)

Friday, Nov. 18

Saturday, Nov. 26

Friday, Dec. 2



Participating teams, head coaches:

OIA (2 teams)	ILH (1 team)	MIL (1 team)	BIIF (1 team)	KIF (1 team)
Radford (8-2) Fred Salanoa	Iolani (7-4) Wendell Look	KS Maui (5-6) Leo Delatori	KS Hawaii (10-2) Ulima Afoa	Kauai (6-1-1) Keli'i Morgado
Moanalua (8-2) Arnold Martinez				

Iolani reaches the top with a victory over Radford

Iolani's Jon Takamura held up the trophy as he celebrated with teammates after the Raiders defeated Radford for the Division II title.



GEORGE F. LEE / GLEE@STARBUCKET.COM

The Raiders make up for a loss in last year's title game with a 34-20 win over the Rams

By Jason Kaneshiro
jkaneshiro@starbulletin.com

Refusing to watch another team hoist the championship trophy for a second straight year, the Iolani Raiders rallied past Radford to capture the Division II state title with a 34-20 victory last night at Aloha Stadium.

Iolani came back from an early deficit only to lose the lead in the third quarter against the Rams. But the Raiders

scored the game's final 17 points to earn the school's first state football crown.

"They left some unfinished business here last year," Iolani coach Wendell Look said, referencing the Raiders' loss to Campbell in the 2004 Division II final.

"That was our theme this year, finish the deal. They set out to do that, and they developed that toughness and character that they didn't want to lose."

Iolani running back Mike Hirokawa powered the Raiders by slicing through the Rams' defense for 217 yards on 23 carries and two touchdowns as the Raiders became the first Interscholastic League of Honolulu team to win the D-II championship.

"I have to give props to my O-line; I'd be nothing without them," Hirokawa said. "I wouldn't want to play with any other five linemen."

Quarterback Kiran Kepo'o completed 13 of 19 throws for 187 yards and two touchdowns.

Please see Division II, B5

2006 – Division II (6 teams)

Fri.-Sat., Nov. 17-18

Friday, Nov. 24

Friday, Dec. 1



		#1 Kauai (8-0)	17		
		Game 3 – 7:30 p.m.		#1 Kauai (9-0)	20
		Vindiha Stadium			
#4 KS Hawaii (8-2)			6		
Game 1 – Nov. 17	12				
7:30 pm – KS Hawaii	27				
		Waipahu (8-2-2)			
		Game 5 – 5 p.m.			
		Aloha Stadium			
		#2 King Kekaulike (6-3-1)	38		
		Game 4 – 7:30 p.m.			
		War Memorial Stadium			
#3 Iolani (5-5-1)			37		
Game 2 – Nov. 18	41				
2:30 p.m. – Iolani	40				
		#3 Iolani (6-5-1)			
		Kaimuki (6-4-1)			

Participating teams, head coaches:

OIA (2 teams)	ILH (1 team)	MIL (1 team)	BIIF (1 team)	KIF (1 team)
Waipahu (7-2-2)	Iolani (5-5-1)	King Kekaulike (6-3-1)	KS Hawaii (8-2)	Kauai (8-0)
Sean Saturnio	Wendell Look	J.W. Kenton	Ulima Afoa	Keli'i Morgado
Kaimuki (6-4-1)				
Daniel Mafua				

FIRST HAWAIIAN BANK STATE FOOTBALL CHAMPIONSHIPS

King Kekaulike tops Kaua'i

Maui team first from Neighbor Islands to win state football title

BY WES NAKAMA
Advertiser Staff Writer

King Kekaulike captured Maui's first football state championship last night, thanks in large part to a kid from Molo-ka'i.

Nā Ali'i forced six Kaua'i turnovers — including two that Randen Abafo returned for touchdowns — and held off Kaua'i, 33-20, for the First Hawaiian Bank Division II title at Aloha Stadium.

King Kekaulike, a public school located on the slopes of Haleakalā, is the first Neighbor Island team to win a state crown in football.

"Once we get back home, Maui going be rockin'," said senior Kyle Duarte, who scored on a fumble recovery in the end zone and on a 6-yard touchdown reception. "This was not luck; we played our hearts out."

Nā Ali'i (8-3-1) had advanced to



REBECCA BREYER | The Honolulu Advertiser

King Kekaulike players celebrate after beating Kaua'i for the Division II state football championship.

Division I				
Year	Result	Winning coach	Att.	
1999	Saint Louis 19, Kahuku 0	Cal Lee	10,864	
2000	Kahuku 26, Saint Louis 20	Siuaki Lhvai	14,267	
2001	Kahuku 21, Saint Louis 14	Siuaki Lhvai	24,841	
2002	Saint Louis 34, Castle 15	Delbert Tengan	10,935	
2003	Kahuku 27, Saint Louis 26	Siuaki Lhvai	15,061	
2004	Kamehameha 28, Lilehua 7	Kanani Souza	17,757	
2005	Kahuku 28, Punahou 21	Siuaki Lhvai	24,687	
2006	Kahuku 7, St. Louis 6	Reggie Torres	18,870	

Division II				
Year	Result	Winning coach		
2003	'Aiea 9, Damien 7	Wendell Say		
2004	Campbell 28, 'Iolani 7	Tumoana Kenessey		
2005	'Iolani 34, Radford 20	Wendell Look		
2006	King Kekaulike 33, Kaua'i 20	J.W. Kenton		

KAHUKU 7, SAINT LOUIS 6		KING KEKAULIKE 33, KAUA'I 20	
KAHUKU (11-2)	0 0 0 7-7	KING KEKAULIKE	20 6 7 0-33
SAINT LOUIS (11-1)	0 0 0 6-6	KAUA'I	7 6 0 7-20

SL — Keani Nishigaya 8 run (kick failed) KK — Randen Abafo 22 interception return (Shannon Kamaokalani kick)
 Kah — Jordan Kipu 14 pass from Richard Torres (Kaka Sasooka kick) KK — Kyle Duarte fumble recovery in end zone (Kamaokalani kick)
 Kau — Pono Matthews 22 pass from Andrew Renaud (Kairoa Lemke kick)

TEAM

2007 – Division II (6 teams)

Saturday, Nov. 17

Saturday, Nov. 24

Friday, Nov. 30

		#1 Lahainaluna (8-1)	52		
		Game 3 – 7 p.m.		#1 Lahainaluna (9-1)	21
		War Memorial Stadium	20		
#4 Kaimuki (10-1)		#4 Kaimuki (11-1)			
Game 1 – 7 p.m.	22			Game 5 – 5 p.m.	
Kaiser High School	0			Aloha Stadium	
KS Hawaii (8-4)					
		#2 Iolani (4-6)	35		
		Game 4 – 2 p.m.		#2 Iolani (5-6)	28
		Iolani School	21		
#3 Kauai (7-1)		#3 Kauai (8-1)			
Game 2 – 7 p.m.	40				
Vindiha Stadium	9				
Roosevelt (6-3-1)					



Participating teams, head coaches:

OIA (2 teams)	ILH (1 team)	MIL (1 team)	BIIF (1 team)	KIF (1 team)
Kaimuki (10-1) Darren Johnson	Iolani (4-6) Wendell Look	Lahainaluna (8-1) Robert Watson	KS Hawaii (8-4) Ulima Afoa	Kauai (7-1) Derek Borrero
Roosevelt (6-3-1) Lester Parrilla				

FIRST HAWAIIAN BANK/HHSAA STATE FOOTBALL CHAMPIONSHIPS 'Iolani rebounds from slow start to capture state crown

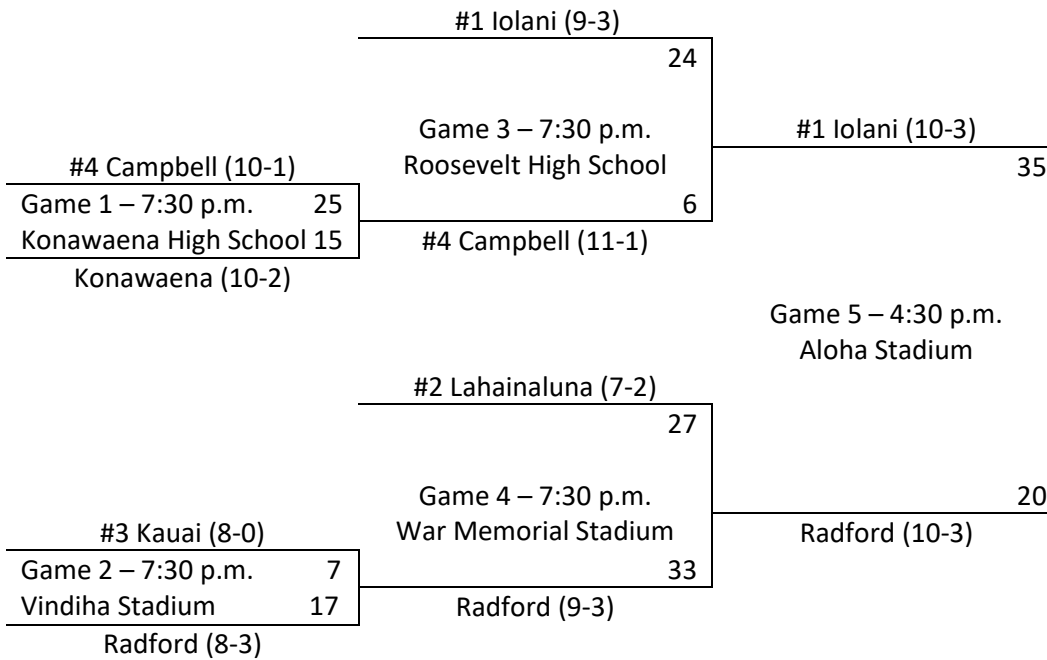


2008 – Division II (6 teams)

Friday, Nov. 21

Friday, Nov. 28

Friday, Dec. 5



Participating teams, head coaches:

OIA (2 teams)	ILH (1 team)	MIL (1 team)	BIIF (1 team)	KIF (1 team)
Campbell (10-1) Amosa Amosa	Iolani (9-3) Wendell Look	Lahainaluna (7-2) Garret Tihada and Robert Watson	Konawaena (10-2) Aaron Nagata	Kauai (8-0) Derek Borrero
Radford (8-3) Fred Salanoa				



Top-seeded Raiders race past Rams for DII repeat



Almadova's 67-yard kickoff return for TD spurs second-half surge

BY WES NAKAMA
Advertiser Staff Writer

Breaking open a close game in the second half despite not running an offensive play in the third quarter, Iolani repeated as First Hawaiian Bank Division II Football State Champion last night with a 35-20 victory over Radford.

It was the third DII state title in four years for the Raiders, who finished the season at 11-3. "Our coaches did a hell of a job preparing us, getting us in shape," said Iolani junior defensive tackle Seali'i Epenesa, who finished with a game-high 10 tackles, including four for a loss. "I give them all the credit." The Raiders defense needed to be in tip-top condition, con-

2009 – Division II (6 teams)

Friday, Nov. 20

Friday, Nov. 27


Friday, Dec. 4

		#1 Iolani (10-2)			
		21			
		Game 3 – 7 p.m.		#1 Iolani (11-2)	
		Radford High School		24	
#4 Lahainaluna (6-3)		7			
Game 1 – 7 p.m.	12				
Aiea High School	20				
Aiea (8-3)		Aiea (9-3)			
				Game 5 – 4:30 p.m.	
				Aloha Stadium	
				#1 Iolani (12-2)	
		#2 Kauai (9-0)			
		28			
		Game 4 – 8 p.m.		#2 Kauai (10-0)	
		Vindiha Stadium		17	
#3 Moanalua (10-1)		14			
Game 2 – 7 p.m.	14				
Moanalua High School	17				
Hawaii Prep (10-0)		Hawaii Prep (11-0)			




Participating teams, head coaches:

OIA (2 teams)	ILH (1 team)	MIL (1 team)	BIIF (1 team)	KIF (1 team)
Moanalua (10-1) Arnold Martinez	Iolani (10-2) Wendell Look	Lahainaluna (6-3) Garret Tihada and Robert Watson	Hawaii Prep (10-0) Jordan Hayslip	Kauai (9-0) Derek Borrero
Aiea (8-3) Wendell Say				

KAMEHAMEHA 34, KAHUKU 21  'IOLANI 24, KAUA'I 17

Kamehameha, 'Iolani capture state titles



Warriors topple Kahuku, 34-21, for first title since 2004

BY STACY KANESHIRO
Advertiser Staff Writer

In a game billed for the defenses, No. 2 Kamehameha knocked off No. 1 Kahuku, 34-21, last night to capture the First Hawaiian Bank/Hawai'i High School Athletic Association Division I Football Championship.

An Aloha Stadium crowd of 21,661 saw the highest scoring title game, beating out Kahuku's 27-26 win against Saint Louis in 2003.

"Everybody knew it was going to be a defensive battle, but when (the media) says it, it becomes a battle like this," Kamehameha third-year coach David Stant said.

T.C. Campbell passed for 183 yards and three touch-

2010 – Division II (6 teams)

Friday-Saturday, Nov. 12-13 Friday-Saturday, Nov. 19-20

Friday, Nov. 26



		#1 Iolani (7-3)	14		
		Game 3 – 5 p.m. Nov. 20 – Iolani	0	#1 Iolani (8-3)	49
#4 Kauai (7-1)	17				
Game 1 – Nov. 13	13	#4 Kauai (8-1)			
4:30 pm–Vindiha Stad.				Game 5 – 4 p.m. Aloha Stadium	#1 Iolani (9-3)
		#2 Lahainaluna (7-1)	27 (OT)		
		Game 4 – 7 p.m. Nov. 19-War Memorial	28	#3 Kaimuki (12-1)	14
#3 Kaimuki (10-1)	14				
Game 2 – Nov. 12	9	#3 Kaimuki (11-1)			
7 p.m. – KS Hawaii					
		KS Hawaii (11-1)			

Participating teams, head coaches:

OIA (2 teams)	ILH (1 team)	MIL (1 team)	BIIF (1 team)	KIF (1 team)
Kaimuki (10-1) Clint Onigama	Iolani (7-3) Wendell Look	Lahainaluna (7-1) Garret Tihada and Robert Watson	KS Hawaii (11-1) Dave Baldwin	Kauai (7-1) Derek Borrero
Kalaheo (6-4) Chris Mellor				

2010 DIVISION II STATE CHAMPIONSHIP

KAIMUKI (12-2)	0	0	14	0	14
IOLANI (9-3)	0	21	21	7	49

SCORING SUMMARY

Iolani—Armon Baldomero 1 run (Jordan Lee kick)
Iolani—Treyn Tulonghari 34 pass from Reece Foy (Lee kick)
Iolani—Baldomero 22 pass from Foy (Lee kick)
Iolani—Dane Arakawa 20 pass from Foy (Lee kick)
Kaimuki—Kevin Tofiga 68 pass from Wiseman Demie (Kooki Kaliaua kick)
Kaimuki—Lee 15 run (Lee kick)

INDIVIDUAL STATISTICS

PASSING—Kaimuki: Chester Sua 16-77, Nahoa Spencer 6-16, Tre Paderes 3-8, Dallas Reis 1-(8), Iolani: Baldomero 23-105, Lee 8-71, Sheldon Gallardo 4-23, Logan Watanabe 2-(2), Kody Mento 3-16, Foy 6-(16).
PASSING—Kaimuki: Spencer 9-17-1-111, Reis 0-2-0-0, Demie 1-1-0-68. **Iolani:** Foy 20-24-1-297.
RECEIVING—Kaimuki: Kuali-Moe 4-44, Tofiga 2-61, Motelang 2-47, Saosai Hala'api'api 1-6, Justice Sarcedo-Deloney 1-1. **Iolani:** Tulonghari 7-99, Sukumaran 5-64, Kasey Takahashi 3-69, Arakawa 3-38, Gallardo 2-5, Baldomero 0-22.

'Iolani still rules

BY JASON KANESHIRO
jkaneshiro@hawaiiianews.com

Early on, deception defined Iolani's defense of its Division II state championship. Once the Raiders had the lead, Reece Foy made sure the title stayed put yet another year. The Raiders sophomore quarterback's first two touchdown passes in last night's HHSAA Division II state final came on trick plays. His next three were the product of flawless ex-



Petro-Sakuma leads 'D'

Huddled among his teammates with their hands held high, Cody Petro-Sakuma was the one with the trophy in his hand.

Iolani's three-year starter at line-backer ended his senior year the same way as his previous two, but admitted this state championship carries a much bigger meaning.

"It's a totally different feeling," Petro-Sakuma said. "Last year and the year before felt great because I was young, but this one hits home and is really close to my heart."

Petro-Sakuma, who finished with a game-high eight tackles, keyed an Iolani defense that held Kaimuki's star running back, Chester Sua, to 77 yards on 16 carries in a 49-14 victory.


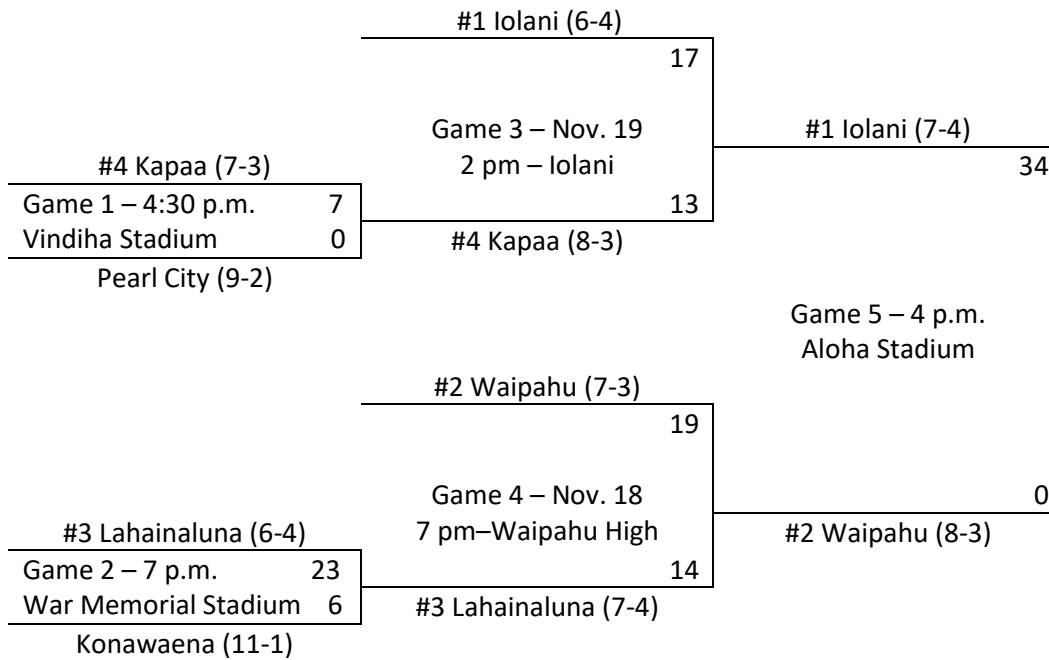
"(Dilbert's) brought a kind of calmness to our defense," Petro-Sakuma said. "He's really helped us to succeed this

2011 – Division II (6 teams)

Saturday, Nov. 12

Friday-Saturday, Nov. 18-19

Friday, Nov. 25



Participating teams, head coaches:

OIA (2 teams)	ILH (1 team)	MIL (1 team)	BIIF (1 team)	KIF (1 team)
Waipahu (7-3) Eric Keola	Iolani (6-4) Wendell Look	Lahainaluna (6-4) Garret Tihada and Robert Watson	Konawaena (11-1) Cliff Walters	Kapaa (6-3) Kelii Morgado
Pearl City (9-2) Kai Kamaka				

RAIDER NATION

DIVISION I KAHUKU HANGS ON DIVISION II 'IOLANI ROLLS ON

'Iolani wins its fifth straight state title behind Meno's three TDs

By Billy Hall
Staff Writer/Reporter



34
CLAW
0

BY: The Raiders scored 21 points and had a turnover in the 4th quarter.

Schools in 2006.

"Every year we are faced with different challenges," said quarterback Reece Fee, who was 12-for-21 for 158 yards and a touchdown. "It took us a while to put it together.

Please see 'IOLANI, C7



'Iolani's Kody Meno crossed the goal line for one of his three rushing touchdowns during Friday night's victory over Waipahu.

Kahuku rushes to a 24-0 lead, then holds off Parahou's rally

By Paul Hanks
Staff Writer/Reporter



30
KAPPA
24

BY: Kapaa's defense held Parahou to 10 points, while the offense scored 24.

An instant classic was for a classic championship team.

As long as Kahuku's offensive game did just enough to get past Parahou 30-24 in the final of the First Hawaiian Bank/BIIF-SAA Division II State Football Championships on Friday night at Aloha Stadium.

Kahuku finished 24-0. Why, a 6-foot-1, 285-pound junior, finished with 180 yards on 27 carries, while backup quarterback Faletoa provided an insurance touchdown in the final minutes. Faletoa also caught a play-action pass for a touchdown on a play the Red Raiders had scored all season long.

"What we went through, all the things that happened, nothing's a done deal. These boys are deserving of this. Parahou did a great job. Coach Kala (Aze) has a great program," Kahuku coach Reggie Torres said. "I'm proud of them." Defensive tackle Mark Saavasa returned.

Please see KAHUKU, C5

2012 – Division II (6 teams)

Saturday, Nov. 10

Saturday, Nov. 17

Friday, Nov. 23

		#1 Iolani (7-3)			
		43			
		Game 3 – 7 p.m.		#1 Iolani (8-3)	
		Aloha Stadium		36	
#4 Kauai (8-1)		0			
Game 1 – 2:45 p.m.	21				
Vindiha Stadium	22				
Radford (10-1)		#2 Lahainaluna (8-1)			
		28			
		Game 4 – 4 p.m.		#2 Lahainaluna (9-1)	
		Aloha Stadium		33	
#3 Konawaena (9-4)		0			
Game 2 – 7 p.m.	23				
Konawaena High	25				
Nanakuli (6-4)					



Participating teams, head coaches:

OIA (2 teams)	ILH (1 team)	MIL (1 team)	BIIF (1 team)	KIF (1 team)
Radford Rams (10-1) Fred Salanoa	Iolani (7-3) Wendell Look	Lahainaluna (8-1) Garret Tihada and Robert Watson	Konawaena (9-4) Cliff Walters	Kauai (8-1) Derek Borrero
Nanakuli (6-4) Skip Lopes				

'IOLANI TAKES D-II TITLE

By Jason Kanehiro
janeiro@hawaiiianews.com

With Iolani's Division II reign in jeopardy, Tanner Nishioka went high to snag the Haves, turned upfield and saw open field to the end zone.

And the feeling of scoring a go-ahead touchdown late in a state championship game?

"It was like no other," the Iolani receiver said.

The same sentiment applies to the Raiders' seventh Division II state football championship and sixth in a row.

After winning the past two state titles by wide margins, Iolani (8-3) needed a late-fourth quarter drive and an interception by J.T. Lee Baroo — in the third of the game — in the final minute to secure a 26-23 win over Lahainaluna in the First Hawaiian Bank/HSAA Division II State Football Championship game Friday at Aloha Stadium.

Iolani quarterback Reece Foy passed for 289 yards and five touchdowns, the last score going to Nishioka with 1:33 left in the game.

After surviving the closest battle in the Raiders' eight state final appearances,



Iolani receiver Chad Hanaka lured in a touchdown pass from Reece Foy, 5, in the first quarter Friday against Lahainaluna.

2013 – Division II (6 teams)

Saturday, Nov. 9

Saturday, Nov. 16

Saturday, Nov. 23

		#1 Lahainaluna (10-0)			
		9			
		Game 3 – 6 p.m.		#4 Kaiser (12-1)	
		War Memorial Stadium		17	
#4 Kaiser (10-1)		20			
Game 1 – 7 p.m.	59				
Kaiser High School	6	#4 Kaiser (11-1)			
Konawaena (10-2)					
		#2 Iolani (7-4)			
		7			
		Game 4 – 2 p.m.		#3 Kauai (10-0)	
		Iolani School		7	
#3 Kauai (8-0)		28			
Game 2 – 2 p.m.	13				
Vindiha Stadium	7	#3 Kauai (9-0)			
Pearl City (7-4)					
				Game 5 – 4 p.m.	
				Aloha Stadium	
				#4 Kaiser (13-1)	



Participating teams, head coaches:

OIA (2 teams)	ILH (1 team)	MIL (1 team)	BIIF (1 team)	KIF (1 team)
Kaiser (10-1)	Iolani (7-4)	Lahainaluna (10-0)	Konawaena (10-2)	Kauai (8-0)
Rich Miano	Wendell Look	Garret Tihada and Robert Watson	Cliff Walters	Tommy John Cox
Pearl City (7-4)				
Robin Kami				

HHSAA DIVISION II STATE FOOTBALL CHAMPIONSHIPS KAISER COMES UP BIG



Kaiser players celebrated after defeating Kauai 17-7 in the Division II football championship game on Saturday night at Aloha Stadium.

The Cougars clamp down on defense in the second half to take the title

By Jerry Casper
jcasper@hawaiiianews.com

Kaiser's longstanding pursuit of perfection came to fruition on

Saturday night as the Cougars defeated Kauai 17-7 in the Division II football championship game at Aloha Stadium. Kaiser's success was built on a strong defense that clamped down in the second half to take the title.



yardage out on their own goal. Matt Sui's extra-point kick was true. Casper said he followed the score with a blooded punt that Mike Kahanani

and Costa called for, four of them for losses. "We knew after that long drive we still had a half tank of gas," Kaiser defensive tackle Costa said. "We

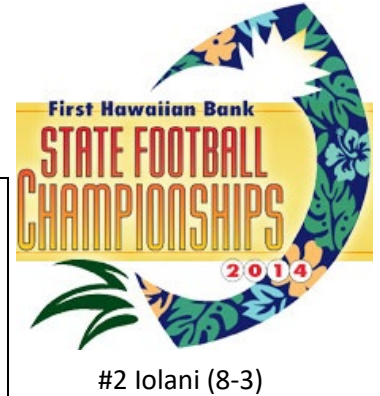
2014 – Division II (6 teams)

Saturday, Nov. 8

Saturday, Nov. 15

Friday, Nov. 21

		#1 Lahainaluna (9-0)		
		52		
		Game 3 – 6 p.m.	#1 Lahainaluna (10-0)	
		War Memorial Stadium	14	
#4 KS Hawaii (7-2)				
Game 1 – 3 p.m.	42			
KS Hawaii	20	#4 KS Hawaii (8-2)		
Nanakuli (10-0)				
		#2 Iolani (6-3)		
		29		
		Game 4 – 2:30 p.m.	#2 Iolani (7-3)	
		Iolani School	31	
#3 Kapaa (6-0)				
Game 2 – 3 p.m.	30			
Vindiha Stadium	22	#3 Kapaa (7-0)		
Pearl City (8-2)				



Participating teams, head coaches:

OIA (2 teams)	ILH (1 team)	MIL (1 team)	BIIF (1 team)	KIF (1 team)
Nanakuli (10-0) Keala Watson	Iolani (6-3) Wendell Look	Lahainaluna (9-0) Garret Tihada and Robert Watson	KS Hawaii (7-2) Dan Lyons	Kapaa (6-0) Philip Rapozo
Pearl City (8-2) Robin Kami				



Iolani players celebrated after the Raiders defeated Lahainaluna for the Division II state title, the school's eighth.

'Iolani claims another

The Raiders dominate the Lunas to capture their eighth D-II State title

By Nick Adams

Iolani is known for its pin clothes, and with magical skill the Raiders took apart La...



was it for two years, that year's and last year's. "We were unable to get it this last year and they had year's coaches) were giving us almost more on social media itself as a goal we were able to bring the championship home to Iolani for them," he said. Look said the team was hungry for the title. "When we lost it last year, it hurt the group. The thing...

2015 – Division II (6 teams)

Saturday, Nov. 7

Saturday, Nov. 14

Friday, Nov. 20



#2 Radford (13-0)

		#1 Kapaa (8-0)	24			#1 Kapaa (9-0)	16
		Game 3 – 3 p.m.					
		Vindiha Stadium					
#4 Lahainaluna (6-5)			0				
Game 1 – 7 p.m.	7						
Lahainaluna High School	0	#4 Lahainaluna (7-5)					
Kaimuki (7-4)							
		#2 Radford (11-0)	48				
		Game 4 – 5 p.m.					
		Roosevelt High School					
#3 Konawaena (10-1)			46			#2 Radford (12-0)	30
Game 2 – 7 p.m.	42						
Konawaena High School	33	#3 Konawaena (11-1)					
Damien (6-1)							

Participating teams, head coaches:

OIA (2 teams)	ILH (1 team)	MIL (1 team)	BIIF (1 team)	KIF (1 team)
Radford (11-0) Fred Salanoa	Damien (6-1) Eddie Klaneski	Lahainaluna (6-5) Garret Tihada and Robert Watson	Konawaena (10-1) Brad Uemoto	Kapaa (8-0) Philip Rapozo
Kaimuki (7-4) David Tautofi				

STATE FOOTBALL DIVISION II FINAL

RADFORD 30 EXCLUSIVE HIGH SCHOOL CONTENT AT HAWAIIPREPWorld.COM KAPAA 16

Radford brings home hardware


By Paul Honda
phonda@staradvertiser.com

Dillon Sunday returned a fumble for a touchdown to help second-seeded Radford pull away for a 30-16 victory over top-seeded Kapaa on Friday night in the Division II final of the First Hawaiian Bank/HSAA State Football Championships at Aloha Stadium.

Sunday recovered the loose ball after teammate Jordan Walker sacked Kapaa punter Kurt Napoleon, who also played quarterback until that play. The Rams led 23-16 after the extra-point kick was partially blocked with 9:21 remaining.

"Jordan made a heck of a play on the ball and I just capitalized on it," said Sunday, who normally would fall on a fumble. "But it's the state championship game. I wasn't going to hold back. I feel great right now. We worked so hard in the off-season. It's paying off now."

The next play from scrimmage was trouble for Kapaa. Backup QB Teili Fonua, a sophomore, was picked off on a deep pass by safety Jonah Soakai. On the next play, Ace Faumui ran right, cut back, and set the stage for the



RADFORD 30, KAPAA 16	
Radford (13-0)	0 14 3 13 - 20
Kapaa (8-1)	7 9 0 0 - 16
First Quarter	Kap-Kickoff Kalaehine-Cook 1 run (Cotton) 0:00, 1:05
Second Quarter	Kap-FG Clava 45, 11:54 Rad-Thomas Reid 78 pass from Quirin (Walt) 10:00 Kap-Anathan Blayau 8 fumble return (kick blocked), 8:58 Rad-Ace Faumui II pass from Walter (Gonzalez) 0:01
Third Quarter	Rad-FG Gomez 30, 10:14
Fourth Quarter	Rad-Dillon Sunday 26 fumble return (kick blocked), 9:21 Rad-Faumui 45 run (Gonzalez kick), 8:40
First downs	Rad 11, Kap 11
Total Net Yards	Rad 291, Kap 39
Rushes-Yards	Rad 38-238, Kap 40-473
Passing	Rad 190, Kap 88
Punt-Yards	Rad 0-0, Kap 1-8
Kickoff Returns	Rad 1-0, Kap 0-0
Interceptions	Rad 1-0, Kap 1-4
Comp-Att-Int	Rad 21-11, Kap 22-11
Sacks/Passes Lost	Rad 1-3, Kap 5-41
Fumbles-Lost	Rad 0-0, Kap 2-9
Time of Possession	Rad 11:07, Kap 9:28
RUSHING-Radford	Faumui 20-90, Kook Ongey-Mattias 8-11, Byron Marobe 2-2, Smith 2-10, Team 1-0; Kapaa , Justin DeJorge 9-21, Kalaehine-Cook 11-12, Lighton Monte 3-7, Kalena Hodge 1-1, Kane 2-22, Teili Fonua 2-0, Matt Nevenson 1-18
PASSING-Radford	Sunday 12-21-1-05, Kapaa-Faumui 7-21-0, Napoleon 1-0-0
RECEIVING-Radford	Marobe 4-29, Reid 2-16, Faumui 3-26, Steven Long 2-33, Kapaa , DeJorge 4-47, Monte 1-17, Gabriel Keeser 1-10, Leslee Aki 1-8, Hester 1-3
DEFENSIVE LEADERS-Radford	Ongey 7 sacks, 7 TDs, 111 yds, David Johnson 6 sacks, 7 TDs, 100 yds, 2 TDs, 2 sacks, Kapaa , Justin Aki 17, 8 TDs, 173 yds, Akanai Tani 6, 1.05, Jonathan Blayau 5, 1.05, 2 fumble recoveries, 1 interception

PHOTOS BY JAMM AQUINO / J.AQUINO@STARADVERTISER.COM

2016 – Division II (6 teams)

Friday, Nov. 4

Saturday, Nov. 12

Friday, Nov. 18

		#1 Kapaa (7-1)	21		
		Game 3 – 2:30 p.m. Vindiha Stadium	14	#1 Kapaa (8-1)	14
#4 Damien (6-2)	40				
Game 1 – 4:30 p.m.	Campbell High School	0			
Waialua (7-2)		#4 Damien (7-2)			
		#2 Konawaena (8-1)	14		
		Game 4 – 7 p.m. Konawaena High School	28		
#3 Lahainaluna (6-4)	52				
Game 2 – 3:30 p.m.	War Memorial Stadium	14			
Waipahu (8-2)		#3 Lahainaluna (7-4)			
				Game 5 – 4:30 p.m. Aloha Stadium	21
					#3 Lahainaluna (8-4)



#3 Lahainaluna (9-4)

Participating teams, head coaches:

OIA (2 teams)	ILH (1 team)	MIL (1 team)	BIIF (1 team)	KIF (1 team)
Waialua (7-2) Lincoln Barit	Damien (6-2) Eddie Klaneski	Lahainaluna (6-4) Garret Tihada and Robert Watson	Konawaena (8-1) Brad Uemoto	Kapaa (7-1) Philip Rapozo
Waipahu (8-2) Bryson Carvalho				

Lahainaluna brings home D-II trophy



2017 – Division II (4 teams)

Friday, Nov. 3

Saturday, Nov. 18

#1 Lahainaluna (9-1)	35
Game 1 – 6:00 p.m. War Memorial Stadium	27
Iolani (4-5)	
#2 Konawaena (8-2)	53
Game 2 – 7:00 p.m. Konawaena High School	50
Waipahu (10-0)	

#1 Lahainaluna (10-1)	75 (7OT)
Game 3 – 2:00 p.m. Aloha Stadium	
#2 Konawaena (9-2)	69



#1 Lahainaluna (11-1)

Participating teams, head coaches:

<u>OIA (1 team)</u> Waipahu (10-0) Bryson Carvalho
<u>ILH (1 team)</u> Iolani (4-5) Wendell Say
<u>MIL (1 team)</u> Lahainaluna (9-1) Garret Tihada and Robert Watson
<u>BIIF (1 team)</u> Konawaena (8-2) Brad Uemoto



With Lunas teammates signaling the result, **Lahainaluna's** Garret Tihada got up after diving in for the winning touchdown in the seventh overtime.

Lunas prevail in 7 OTs

In a battle of wills, **Lahainaluna** edges **Konawaena** in an epic battle for the state D-II title 75-69.

By Nick Adams
nadam@hawaii.com

Intense and surprising physical and mental will kept **Lahainaluna** and **Konawaena** inside the combat zone for four quarters and seven over-



Konawaena 69
Lahainaluna 75

First Quarter
Lahainaluna (9-1) scored 20 points.
Konawaena (8-2) scored 14 points.
Second Quarter
Lahainaluna (10-1) scored 21 points.
Konawaena (9-2) scored 15 points.
Third Quarter
Lahainaluna (11-1) scored 24 points.
Konawaena (9-2) scored 19 points.
Fourth Quarter
Lahainaluna (11-1) scored 27 points.
Konawaena (9-2) scored 23 points.

time. **Konawaena** didn't fold. Diving, who finished with 250 yards passing and three TDs through the air to go along with two TDs via the ground, skillfully led the Konawaena staff. With only 65 seconds showing on the clock, **Mari** said **Luna** scored from 2 yards out, and then **Dwight** completed the 3-point pass to **Buster** **Holmgren** to send the game to overtime and into the record books. "They were resilient to-night," **Wilson** coach **Brad** **Uemoto** said about his boys.

2018 – Division II (6 teams)

Saturday, Nov. 10

Saturday, Nov. 17

Saturday, Nov. 24

		#1 Lahainaluna (9-0)	
		48	
		Game 3 – 4:30 p.m.	
		Lahainaluna High School	
		10	
#4 Roosevelt (10-2)		Roosevelt (11-2)	
Game 1 – 6:30 p.m.	20		
Roosevelt High School	7		
Pac-Five (3-5)			

		#2 Kapaa (6-2)	
		20	
		Game 4 – 2 p.m.	
		Vidinha Stadium	
		12	
#3 KS-Hawaii (6-2)		Kaimuki (9-3)	
Game 2 – 7 p.m.	27		
KS-Hawaii	28		
Kaimuki (8-3)			

#1 Lahainaluna (10-0)

34

Game 5 – 1:30 p.m.

Aloha Stadium

32

#2 Kapaa



#1 Lahainaluna (11-0)

Participating teams, head coaches:

OIA (2 teams)
Roosevelt (10-2)
Kui Kahoolihala
Kaimuki (8-3)
David Tautofi
ILH (1 team)
Pac-Five (3-5)
Kip Botelho
BIIF (1 team)
KS-Hawaii (6-2)
Dan Lyons
MIL (1 team)
Lahainaluna (9-0)
Garret Tihada and Robert Watson
KIF (1 team)
Kapaa (6-2)
Phillip Rapozo

STATE DIVISION II FINAL

KAPAA 32 WIN-LOSS RECORD: 7-3 **34 LAHAINALUNA** WIN-LOSS RECORD: 11-0



Lahainaluna's Derek Perez skipped into the end zone for a score, leaving dejected Kapaa players behind during Saturday's D-II championship at Aloha Stadium.

LUNAS JUST EKE BY

Lahainaluna rallies from a 26-7 deficit to win its third straight D-II title

By Jason Kaneshiro
jkaneshiro@staradvertiser.com

Lahainaluna's second state championship was a testament to endurance. The Lunas' pursuit of a third straight title tested their resolve.



STATE DIVISION II PLAYOFFS	NOV. 10	NOV. 17	NOV. 24
Roosevelt 20	Lahainaluna 48	Lahainaluna 34	
at Roosevelt	at Lahainaluna		
Pac-Five 7	Roosevelt 16	Lahainaluna	
	at Aloha Stadium		
KS-Hawaii 27	Kapaa 20	Kapaa 32	
at Kaneohe, Hawaii	at Vidinha Stadium		
Kaimuki 28	Kaimuki 12		

2019 – Division II (5 teams)

Saturday, Nov. 16

Saturday, Nov. 23

Friday, Nov. 29

#4 KS Hawaii (10-3)	
Game 1 – 7:00 p.m.	7
KS Hawaii	31
Roosevelt (9-2)	

#1 Lahainaluna (9-1)	35
Game 2 – 7:00 p.m.	
Lahainaluna Stadium	0
Roosevelt (10-2)	

#2 Kapaa (7-1)	35
Game 3 – 2:00 p.m.	
Vidhina Stadium	28
#3 Kaimuki (10-2)	

#1 Lahainaluna (10-1)	21
Game 4 – 1:00 p.m.	
Aloha Stadium	10
#2 Kapaa (8-1)	



#1 Lahainaluna (11-1)

Participating teams, head coaches:

OIA (2 teams)
Kaimuki (10-2) David Tautofi
Roosevelt (9-2) Kui Kahooilihala
KIF (1 team)
Kapaa (7-1) Phillip Rapozo
BIIF (1 team)
KS-Hawaii (10-3) Shaun Perry
MIL (1 team)
Lahainaluna (9-1) Dean Rickard and Robert Watson



The Lahainaluna players posed with the state championship trophy after the Lunas beat the Kapaa Warriors for their fourth consecutive state title.

TIHADA HELPS LUNAS 4-PEAT

The Lahainaluna senior running back rushes for a record 310 yards in a 21-10 victory over Kapaa

By Jason Kuroshiro
kuroshiro@staradvertiser.com

Joshua Tihada stands alone in state tournament history. But after powering Lahainaluna to a fourth straight state title with a record-breaking performance, the prolific Lunas running back wanted to acknowledge those who aided in the climb to the summit. Whether splitting gaps opened by the offensive line and fullbacks or finding



HSAA DIVISION II CHAMPIONSHIP

LAHAINALUNA 31, KAPAA 10
At Aloha Stadium

Kapaa (8-2)	7	0	0	10
Lahainaluna (11-1)	7	1	0	7

Kapaa-Kapaa: He'O 1 run, Lulaloa Gali-He'O 100
Lah-Lah: Tihada 21 run (100 yds), Tihada 1 TD
Lah-Thada 40 run (100 yds)

	Kap	Lah
First Downs	14	17
Total Net Yards	202	320
Rushing yards	45-175	49-236
Passing	17	0
Penalties	1-10	3-3
Time of Possession	4:37	6:13
Interceptions	0-0	1-0
Comp-Att	4-11	0-20
Sacked-Yards Lost	5-0	4-17
Fumbles	4-40	4-15
Turnovers	2-0	1-0
Penalties	1-10	3-3
Time of Possession	24:14	23:46

INDIVIDUAL STATISTICS

OFFENSE
LAHAINALUNA - Tihada 21-100 (1 TD), Tihada 1 TD
KAPAA - He'O 1-100 (1 TD), He'O 100 (1 TD)
DEFENSE
LAHAINALUNA - Tihada 31-100 (1 TD)
KAPAA - Tihada 31-100 (1 TD)
OTHER
 A-12, B-15, C-15, D-15, E-15, F-15, G-15, H-15, I-15, J-15, K-15, L-15, M-15, N-15, O-15, P-15, Q-15, R-15, S-15, T-15, U-15, V-15, W-15, X-15, Y-15, Z-15

2021 – Division II (4 teams)

Wednesday, Dec. 22

Thursday, Dec. 30

#1 Kapaa (6-0)	51
Game 1 – 3:00 p.m. Skipka Diaz Stadium, Farrington HS	0
#4 Hawaii Prep Academy (7-0)	
#2 Kaiser (9-0)	24
Game 2 – 7:00 p.m. Skipka Diaz Stadium, Farrington HS	48
#3 KS Maui (4-2)	

#1 Kapaa (7-0)	61
Game 3 – 7:00 p.m. Skipka Diaz Stadium, Farrington HS	7
#3 KS Maui (5-2)	



#1 Kapaa (8-0)

Participating teams, head coaches:

OIA (1 team)

Kaiser Cougars (9-0)
Tim Seaman

KIF (1 team)

Kapaa Warriors (6-0)
Mike Tresler

MIL (1 team)

KS Maui Warriors (4-2)
Ulima Afoa

BIIF (1 team)

Hawaii Prep Ka Makani (7-0)
Kaluka Maiava

PREP FOOTBALL



Kapaa head coach Mike Tresler, right, was doused with water as the Warriors celebrated after winning a state championship on Thursday. Poki Tafeta (below) tried to shake Kamehameha-Maui's Kale Spencer during a run through the rain.

Kapaa runs to title

By Billy Hull
bhull@staradvertiser.com

The stars, and clouds, finally aligned for the Kapaa football team.

The Warriors are bringing home the first state title to the Garden Isle after blasting Kamehameha-Maui 61-7 in the Division II final of the First Hawaiian Bank/FHSAA Football State Championships on a rainy Thursday night.

Kapaa completed a perfect 5-0 season by breaking through in the final for the first time in five tries. Junior Solomonu Malulu ran for a state-record 98-yard touchdown on Kapaa's first offensive play from scrimmage and the Warriors lost it roll-

year Kapaa coach Mike Tresler said. "They did what they wanted to do which is to play for each other."

The Warriors didn't attempt a pass until the final three minutes of the first half in rainy conditions at Farrington's Skipka Diaz Stadium, reminiscent of most of the Warriors' games on Maui this season that made them feel right at home.

"We practice in this weather all the time," said starting guard Koa Kanakaole, a freshman who is 6'6-4 and 310 pounds. "We were prepared for it. It's been raining so we've been expecting what to do when the ball is wet and our running game is just strong." Kanakaole is part of an



Kapaa's 477 rushing yards are a state record at any division, breaking the mark of 450 set by Waianae in a 2007 Division I game against Kealahou.

"We put in all the work with (the offensive line) and

and accounting for five touchdowns against the Cougars. Kapaa led 30-0 late in the second quarter when Connor Payomo rushed for 2 yards on a fake punt on fourth down to just barely get a first down. Quarterback Kapono Nao completed his first pass

and a touchdown and threw a 17-yard touchdown pass to Nakoa Kani in the third quarter.

"I just like the way we finished," Tresler said. "They stayed in it. Although we were ahead, we didn't want to come out and have it a story of a tale of two halves. Proud of our boys committed to their conditioning."

KAPAA 61
KAMEHAMEHA-MAUI 7
At Skipka Diaz Stadium
KS Maui (9-0) 0 0 7 0 - 7
Kapaa (8-0) 14 24 16 7 - 61
KAP-Solomonu Malulu 98 run, Brock Ishida
KAP-Angelino Nao 6 run, Malulu run
KAP-Malulu 10 run, Malulu run
KAP-Payomo 11 run, Malulu run
KAP-Malulu 4 run, Malulu run
KAP-Holmes 10 run, 17 pass from Nao
Malulu run
KAP-100 yards rushing by Nao
KAP-100 yards rushing by Nao

2022 – Division I (6 teams)

Saturday, Nov. 12

Saturday, Nov. 19

Saturday, Nov. 26



		#1 King Kekaulike (4-6)			
		20			
		Game 3 – 7:00 p.m.		#1 King Kekaulike (5-6)	
		King Kekaulike High School		6	
#4 Nanakuli (9-1)					
Game 1 – 7:00 p.m.	38				
Nanakuli High School	6	#4 Nanakuli (10-1)			
Pac-Five (3-4)					
				Game 5 – 4:00 p.m.	
				Mililani High School	
				#3 Waimea (9-2)	
		#2 Honokaa (10-1)			
		0			
		Game 4 – 7:00 p.m.			
		Honokaa High School		32	
#3 Waimea (6-2)				#3 Waimea (8-2)	
Game 2 – 1:00 p.m.	48				
Hanapepe Stadium	7	#3 Waimea (7-2)			
Kaiser (6-4)					

Participating teams, head coaches:

OIA (2 teams)	ILH (1 team)	MIL (1 team)	BIIF (1 team)	KIF (1 team)
Nanakuli (9-1) Kili Watson	Pac-Five (3-4) Kena Heffernan	King Kekaulike (4-6) Tyson Valle	Honokaa (10-1) Fred Lau	Waimea (6-2) Kyle Linoz
Kaiser (6-4) Tim Seaman				

Waimea waltzes to state title

By Paul Henda
phenda@staradvertiser.com

All that yardage and all those points from a tiny school in rural Kauai.

Waimea left an imprint on Saturday night, dominating MIL champion King Kekaulike 45-6 to capture the Division II title of the First Hawaiian Bank/HSAA State Football Championships. The KIF champion finished with 443 rushing yards and zero passing yards.

"That's how I like it," Waimea coach Kyle Linoz said. "It shows how hard our O-line works every day, and our backs. It's hard to run the ball. Even though we're smaller, we just work at it, chug along, be patient and keep at it."

Quarterback Kameron Apilado broke off second-half touchdown runs of 70 and 85 yards, and finished with 228 yards on 11 carries. Running back Aukai Emayo had 83 yards and two TDs on 15 carries. Waimea led 17-6 at halftime and ran away after that.

"It's an amazing win. It feels like a dream," Apilado said. "The second half, we got ourselves together, then after that it felt like every-



Waimea finished its first state-title football season 9-2 overall. The battle with King Kekaulike was a rematch. They first met in Pakahiā during preseason, when the Menehune won 21-10 in a

(end offense). Honokaa gave us fits with that, so we came out and tried to mix it up and see how they adjust," Linoz said. "If we liked the adjustments, but eventually, we're coming back to our (double

ago by our previous coaches. Everybody knows exactly how we do stuff in Waimea. If we throw it, it would be a surprise," Linoz said. Emayo, a senior, saw his

Waimea's Kameron Apilado, left, broke downfield on Saturday. The Menehune's defense, right, kept Na Alii bottled up.

WAIMEA 45, KING KEKAULIKE 6
At John Kautera Stadium
Waimea (9-2) 18 7 14 14 - 45
Kekaulike (5-7) 7 4 5 9 - 6
Waimea-Honolulu Area PG 22
Waimea-Apaka-Shun 31 fumble recovery
State lead.
KIF-Alii Sunning 21 pass from Kaka-
ia. (Waimea News Staff)

2023 – Division II (6 teams)

Friday, Nov. 10

Saturday, Nov. 18

Saturday, Nov. 25

#4 Roosevelt (8-3) Game 1 – 7:00 p.m. Roosevelt HS 19	#1 Waimea (2-5) Game 3 – 1:00 p.m. Hanapepe Stadium 13	#1 Waimea (3-5) Game 5 – 4:00 p.m. Mililani HS 31
#5 KS Hawaii (11-1) Game 2 – 4:00 p.m. Roosevelt HS 14	#4 Roosevelt (9-3) Game 4 – 6:00 p.m. KS Maui 31	#2 KS Maui (7-1) Game 6 – 4:00 p.m. Mililani HS 28
#3 Pac-5 (4-2) Game 3 – 7:00 p.m. Roosevelt HS 32	#2 KS Maui (6-1) Game 5 – 4:00 p.m. Mililani HS 10	#1 Waimea (4-5) Game 7 – 4:00 p.m. Mililani HS 7
Kaimuki (5-6) Game 4 – 6:00 p.m. KS Maui 7	#3 Pac-5 (5-2) Game 6 – 4:00 p.m. Mililani HS 10	



#1 Waimea (4-5)

Participating teams, head coaches:

OIA (2 teams)
Roosevelt (8-3)
Kui Kahoolihala
Kaimuki (5-6)
Reid Yoshikawa
ILH (1 team)
Pac-Five (4-2)
Kena Heffernan
BIIF (1 team)
KS Hawaii (11-1)
Kealoha Wengler
MIL (1 team)
KS Maui (6-1)
Ulimala Afoa
KIF (1 team)
Waimea (2-5)
Kyle Linoz

By Paul Honda
phonda@staradvertiser.com

Twice is nice. Waimea followed its first state football title with a second crown in two years, hanging on for a 31-28 win over MIL champion Kamehameha-Maui on Saturday night. Senior Kameron Apilado was there to enjoy every second of the two championship wins.

"This one is harder right here. We came in hot. Kamehameha-Maui wasn't expecting that. Our boys played to the last whistle and played hard," Apilado said. "I was kind of dying, but the boys, their motivation kept me going."

Apilado started at quarterback and cornerback, delivering an ironman performance with his teammates. He rushed for 75 yards on eight carries, engineering a smashmouth offense that amassed 273 yards on 46 rushing attempts.

Waimea (3-5, 2-4 KIF) is the first team to win a football state title game without completing a single forward pass. It completed two in three games last year.

"Yes! That's all my linemen, that. Hoolu (Akeo), Christopher (Alicante), Konner (Raposas-Nacnac), Dylan (Bugayong) and Zack



ANDREW LEE / SPECIAL TO THE STAR-ADVERTISER

Players drenched Waimea coach Kyle Linoz after Sunday's victory over Kamehameha-Maui.

(Vigilia)," Apilado said of his core offensive linemen. "I knew they had it in them. They just had to give it their all. We never had any film to study. They all got taken down (from the internet)."

Last year, Waimea won its first title with a 45-6 victory over King Kekaulike.

"(KS-Maui) has some size. King Kekaulike had size, too," Apilado noted. "These guys were big and smart."

A boisterous crowd, including hundreds cheering

for KS-Maui, saw Waimea bounce back from a 7-0 deficit for a 31-21 second-half edge. KS-Maui scored on a fumble return with 2:59 left, but Waimea (4-5) ran out the clock.

Coach Kyle Linoz acknowledged the Waimea fans who didn't make the trip to Oahu.

"They have some watch parties. One of our moms works at Chicken in a Barrel. They have a big party out there on the west side.

Might be 300 guys in there," he said.

Linoz noted a backward pass by his team that led to a turnover. That was enough to convince him to stay the straight-and-narrow path, Waimea style.

"Does a backward pass count as a pass? No? That's why we don't try to throw the ball," he said. "We knew we had our hands full. We watched them (live) during the season and again going down to the wire against Lahainaluna. The difference was that we kind of controlled their run game early. They're an excellent team."

KS-Maui (7-2) was the lone MIL school to give D-I champion Lahainaluna a close battle. Nineteen of the Warriors played in the 2021 state title game, a lopsided loss to Kapaa.

"It was a game of changing momentum. We got off first and then they caught up. It got a little bit away from us in the second half," Warriors coach Ulimala Afoa said.

A 40-yard field-goal try that barely missed in the fourth quarter proved to be pivotal.

"If that thing would have hit the crossbar and bounced the other way, we'd have a tied game and be in overtime. A lot of what-ifs," Afoa said.

DIVISION 2 SEEDS BY YEAR

Year	#1 Seed	#2 Seed	#3 Seed	#4 Seed	Unseeded
2003					
2004					
2005	Iolani ILH	Radford OIA	Kauai KIF	KS-Hawaii BIIF	KS Maui MIL
2006	Kauai KIF	King Kekaulike MIL	Iolani ILH	KS-Hawaii BIIF	Waipahu OIA
2007	Lahainaluna MIL	Iolani ILH	Kauai KIF	Kaimuki OIA	KS Hawaii BIIF
2008	Iolani ILH	Lahainaluna MIL	Kauai KIF	Campbell OIA	Konawaena BIIF
2009	Iolani ILH	Kauai KIF	Moanalua OIA	Lahainaluna MIL	Hawaii Prep BIIF
2010	Iolani ILH	Lahainaluna MIL	Kaimuki OIA	Kauai KIF	KS Hawaii BIIF
2011	Iolani ILH	Waipahu OIA	Lahainaluna MIL	Kapaa KIF	Konawaena BIIF
2012	Iolani ILH	Lahainaluna MIL	Konawaena BIIF	Kauai KIF	Radford OIA
2013	Lahainaluna MIL	Iolani ILH	Kauai KIF	Kaiser OIA	Konawaena BIIF
2014	Lahainaluna MIL	Iolani ILH	Kapaa KIF	KS Hawaii BIIF	Nanakuli OIA
2015	Kapaa KIF	Radford OIA	Konawaena BIIF	Lahainaluna MIL	Damien ILH
2016	Kapaa KIF	Konawaena BIIF	Lahainaluna MIL	Damien ILH	Waiialua OIA
2017	Lahainaluna MIL	Konawaena BIIF	(none)	(none)	Waipahu (OIA)
					Iolani (ILH)
2018	Lahainaluna MIL	Kapaa KIF	KS Hawaii BIIF	Radford OIA	Pac-Five (ILH)
					Kaimuki (OIA)
2019	Lahainaluna MIL	Kapaa KIF	Kaimuki OIA	KS Hawaii BIIF	Roosevelt OIA
2021	Kapaa KIF	Kaiser OIA	KS Maui MIL	Hawaii Prep BIIF	
2022	King Kekaulike MIL	Honokaa BIIF	Waimea KIF	Nanakuli OIA	5-Pac-Five (ILH) Kaiser (OIA2)
2023	Waimea KIF	KS Maui MIL	Pac-5 ILH	Roosevelt OIA	5-KS Hawaii (BIIF) Kaimuki (OIA2)

DIVISION 2 (2003-present, seeding since 2005)

#1 SEED					#2 SEED				
ILH	MIL	KIF	OIA	BIIF	MIL	OIA	ILH	BIIF	KIF
6	7	5	0	0	5	4	3	3	3

TEAM	League	Year	TEAM	League	Year
Iolani (6)	ILH	2005-08-09-10-11-12	Lahainaluna (3)	MIL	2008-10-12
Lahainaluna (6)	MIL	2007-13-14-17-18-19	Iolani (3)	ILH	2007-13-14
Kapaa (3)	KIF	2015-16-21	Radford (2)	OIA	2005-15
Kauai (1)	KIF	2006	Konawaena (2)	BIIF	2016-17
K Kekaulike (1)	MIL	2022	Kapaa (2)	KIF	2018-19
Waimea (1)	KIF	2023	King Kekaulike (1)	MIL	2006
			Kauai (1)	KIF	2009
			Waipahu (1)	OIA	2011
			Kaiser (1)	OIA	2021
			Honokaa (1)	BIIF	2022
			KS Maui (1)	MIL	2023

#3 SEED					#4 SEED				
KIF	BIIF	MIL	OIA	ILH	BIIF	OIA	KIF	MIL	ILH
6	3	3	3	2	5	6	3	2	1

TEAM	League	Year	TEAM	League	Year
Kauai (4)	KIF	2005-07-08-13	KS-Hawaii (4)	BIIF	2005-06-14-19
Konawaena (2)	BIIF	2012-15	Kauai (2)	KIF	2010-12
Lahainaluna (2)	MIL	2011-16	Lahainaluna (2)	MIL	2009-15
Kaimuki (2)	OIA	2010-19	Kaimuki (1)	OIA	2007
Moanalua (1)	OIA	2009	Campbell (1)	OIA	2008
Kapaa (1)	KIF	2014	Kapaa (1)	KIF	2011
Iolani (1)	ILH	2006	Kaiser (1)	OIA	2013
KS-Hawaii (1)	BIIF	2018	Damien (1)	ILH	2016
KS-Maui (1)	MIL	2021	Radford (1)	OIA	2018
Waimea (1)	KIF	2022	Hawaii Prep (1)	BIIF	2021
Pac-5 (1)	ILH	2023	Nanakuli (1)	OIA	2022
			Roosevelt (1)	OIA	2023

DIVISION II TEAMS	League	App.	Games	Won	Loss	Pct.	1st	2nd	SF	Tournament Appearances (Year) (*Asterisk denotes champion)
Aiea	OIA	2	4	3	1	0.750	1	0	1	*2003-09
Campbell	OIA	2	4	3	1	0.750	1	0	1	*2004-08
Damien	ILH	3	6	3	3	0.500	0	1	1	2003-15-16
Hawaii Prep	BIIF	4	6	2	4	0.333	0	0	3	2003-04-09-21
Honokaa	BIIF	1	1	0	1	0.000	0	0	1	2022
Iolani	ILH	12	22	18	4	0.818	8	1	3	2004-*05-06-*07-*08-*09-*10-*11-*12-13-*14-17
Kaimuki	OIA	7	11	4	7	0.364	0	1	3	2006-07-10-15-18-19-23
Kaiser	OIA	3	5	3	2	0.600	1	0	1	*2013-21-22
Kalaheo	OIA	1	1	0	1	0.000	0	0	0	2010
KS Hawaii	BIIF	8	9	1	8	0.111	0	0	1	2005-06-07-10-14-18-19-23
KS Maui	MIL	3	6	3	3	0.500	0	2	1	2005-21-23
Kapaa	KIF	7	14	8	6	0.571	1	4	2	2011-14-15-16-18-19-*21
Kapolei	OIA	1	1	0	1	0.000	0	0	0	2003
Kauai	KIF	9	16	7	9	0.438	0	3	3	2004-05-06-07-08-09-10-12-13
King Kekaulike	MIL	2	4	3	1	0.750	1	1	0	*2006-22
Konawaena	BIIF	7	9	2	7	0.222	0	1	2	2008-11-12-13-15-16-17
Lahainaluna	MIL	14	25	15	10	0.600	4	3	6	2003-07-08-09-10-11-12-13-14-15-*16-*17-*18-*19
Moanalua	OIA	2	3	1	2	0.333	0	0	1	2005-09
Nanakuli	OIA	3	5	2	3	0.400	0	0	2	2012-14-22
Pac-Five	ILH	3	4	1	3	0.250	0	0	1	2018-22-23
Pac-Three	MIL	1	1	0	1	0.000	0	0	0	2004
Pearl City	OIA	3	3	0	3	0.000	0	0	0	2011-13-14
Radford	OIA	4	9	6	3	0.667	1	2	1	2005-08-12-15
Roosevelt	OIA	4	7	3	4	0.429	0	0	3	2007-18-19-23
Waimea	KIF	3	6	5	1	0.833	2	0	1	2003-*22-*23
Waialua	OIA	1	1	0	1	0.000	0	0	0	2016
Waipahu	OIA	5	7	2	5	0.286	0	1	2	2004-06-11-16-17

DIVISION II TEAMS	App.	2003	2004	2005	2006	2007	2008	2009	2010	2011	2012	2013	2014	2015	2016	2017	2018	2019	2021	2022	2023	2024	Tournament Appearances (Year) (*denote champion)	
Aiea	2	1						1																*2003-09
Campbell	2		1				1																	*2004-08
Damien	3	1												1	1									2003-15-16
Hawaii Prep	4	1	1					1											1					2003-04-09-21
Honokaa	1																			1				2022
Iolani	12		1	1	1	1	1	1	1	1	1	1	1			1								2004-*05-06-*07-*08-*09-*10-*11-*12-13-*14-17
Kaimuki	7				1	1			1					1			1	1				1		2006-07-10-15-18-19-23
Kaiser	3											1							1	1				*2013-21-22
Kalaheo	1								1															2010
KS Hawaii	8			1	1	1			1				1				1	1				1		2005-06-07-10-14-18-19-23
KS Maui	3			1															1		1			2005-21-23
Kapaa	7									1			1	1	1		1	1	1					2011-14-15-16-18-19-*21
Kapolei	1	1																						2003
Kauai	9		1	1	1	1	1	1	1		1	1												2004-05-06-07-08-09-10-12-13
King Kekaulike	2				1															1				*2006-22
Konawaena	7						1			1	1	1		1	1	1								2008-11-12-13-15-16-17
Lahainaluna	14	1				1	1	1	1	1	1	1	1	1	1	1	1	1						2003-07-08-09-10-11-12-13-14-15-*16-*17-*18-*19
Moanalua	2			1				1																2005-09
Nanakuli	3										1	1									1			2012-14-22
Pac-Five	3																1			1	1			2018-22-23
Pac-Three	1		1																					2004
Pearl City	3									1		1	1											2011-13-14
Radford	4			1			1				1			1										2005-08-12-15
Roosevelt	4					1											1	1				1		2007-18-19-23
Waimea	1	1																						2003
Waialua	1														1									2016
Waimea	2																			1	1			*2022-23
Waipahu	5		1		1					1					1	1								2004-06-11-16-17

Aiea

App	Game	Date	Seed	Round	W	L	Opponent	PF	PA	Pt Diff	OT	Finish	Qtrs		Semi		Final		Home		Away		Neutral		Aloha Stad.			
													W	L	W	L	W	L	W	L	W	L	W	L	W	L		
1	1	11/28/2003	*	semi	1		Lahainaluna	24	14	10					1								1					
	2	12/5/2003		final	1		Damien	9	7	2		1					1						1					
2	3	11/20/2009		qtr	1		Lahainaluna (4)	20	12	8			1						1								KSK	
	4	11/27/2009		semi		1	Iolani (1)	7	21	-14		x				1								1			Radford	
										0																		
										0																		
										0																		
										0																		
										0																		
										0																		
										0																		
										0																		
										0																		
										0																		
										0																		
										0																		
										0																		
										0																		
										0																		
										0																		
										0																		
										0																		
										0																		
										0																		
										0																		
										0																		
										0																		
										0																		
										0																		
										0																		
										0																		
										0																		
										0																		
										0																		
										0																		
										0																		
										0																		
										0																		
			TOTAL							60				1	0	1	1	1	0	1	0	0	0	2	1	1	0	

Campbell

App	Game	Date	Seed	Round	W	L	Opponent	PF	PA	Pt Diff	OT	Finish	Qtrs		Semi		Final		Home		Away		Neutral		Aloha Stad.									
													W	L	W	L	W	L	W	L	W	L	W	L	W	L								
1	1	11/26/2004	*	semi	1		Kauai	29	20	9			1		1				1															
	2	12/3/2004		final	1		Iolani	28	7	21		1				1							1											
2	3	11/21/2008	4	qtr	1		Konawaena	25	15	10			1								1													
	4	11/28/2008		semi		1	Iolani (1)	6	24	-18		x				1							1											
										0																								
										0																								
										0																								
										0																								
										0																								
										0																								
										0																								
										0																								
										0																								
										0																								
										0																								
										0																								
										0																								
										0																								
										0																								
										0																								
										0																								
										0																								
										0																								
										0																								
										0																								
										0																								
										0																								
										0																								
										0																								
										0																								
										0																								
										0																								
										0																								
										0																								
										0																								
										0																								
										0																								
										0																								
TOTAL																					1	0	1	1	1	0	0	0	1	0	2	1	1	0

Moanalua

Roosevelt

Honokaa

App	Game	Date	Seed	Round	W	L	Opponent	PF	PA	Pt Diff	OT	Finish
2	2	11/19/2022	2	semi		1	Waimea (3)	0	17	-17		x
										0		
										0		
										0		
										0		
										0		
										0		
										0		
										0		
										0		
										0		
										0		
										0		
										0		
										0		
										0		
										0		
										0		
										0		
										0		
										0		
										0		
										0		
										0		
										0		
										0		
										0		
										0		
										0		
										0		
										0		
										0		
TOTAL					0	1		0	17	-17		

Qtrs		Semi		Final	
W	L	W	L	W	L
			1		
0	0	0	1	0	0

Home		Away		Neutral		Aloha Stad.	
W	L	W	L	W	L	W	L
	1						
0	1	0	0	0	0	0	0

Kalaheo

App	Game	Date	Seed	Round	W	L	Opponent	PF	PA	Pt Diff	OT	Finish	Qtrs		Semi		Final		Home		Away		Neutral		Aloha Stad.			
													W	L	W	L	W	L	W	L	W	L	W	L	W	L		
1	1	11/13/2010		qtr		1	Kauai (4)	13	17	-4		x		1														
										0																		
										0																		
										0																		
										0																		
										0																		
										0																		
										0																		
										0																		
										0																		
										0																		
										0																		
										0																		
										0																		
										0																		
										0																		
										0																		
										0																		
										0																		
										0																		
										0																		
										0																		
										0																		
										0																		
										0																		
										0																		
										0																		
										0																		
										0																		
										0																		
										0																		
										0																		
										0																		
										0																		
										0																		
										0																		
										0																		
										0																		
										0																		
										0																		
										0																		
										0																		
										0																		
										0																		
										0																		
										0																		
TOTAL					0	1		13	17	-4			0	1	0	0	0	0	0	0	0	1	0	0	0	0	0	

Kauai

App	Game	Date	Seed	Round	W	L	Opponent	PF	PA	Pt Diff	OT	Finish
1	1	11/19/2004		qtr	1		Pac-Three	49	7	42		
	2	11/26/2004		semi		1	Campbell	20	29	-9		x
2	3	11/18/2005		qtr		1	KS Maui	7	14	-7		x
3	4	11/24/2006	1	semi	1		Waipahu	17	6	11		
	5	12/1/2006		final		1	King Kekaulike (2)	20	33	-13		2
4	6	11/17/2007	3	qtr	1		Roosevelt	40	9	31		
	7	11/24/2007		semi		1	Iolani (2)	21	35	-14		x
5	8	11/21/2008	3	qtr		1	Radford	7	17	-10		x
6	9	11/27/2009	2	semi	1		Hawaii Prep	28	14	14		
	10	12/4/2009		final		1	Iolani (1)	17	24	-7		2
7	11	11/13/2010	4	qtr	1		Kalaheo	17	13	4		
	12	11/20/2010		semi		1	Iolani (1)	0	14	-14		x
8	13	11/10/2012	4	qtr		1	Radford	21	22	-1		x
9	14	11/9/2013	3	qtr	1		Pearl City	13	7	6		
	15	11/16/2013		semi	1		Iolani (2)	28	7	21		
	16	11/23/2013		final		1	Kaiser (4)	3	17	-14		2
										0		
										0		
										0		
										0		
										0		
										0		
										0		
										0		
										0		
										0		
										0		
										0		
										0		
										0		
TOTAL					7	9		308	268	40		

Qtrs		Semi		Final	
W	L	W	L	W	L
1					
	1		1		
		1			1
1					
	1		1		
		1			1
1					
	1		1		
1		1			1
			1		
1					
	1				
			1		
					1
					0
					0
					0
					0
					0
					0
					0
					0
					0
					0
					0
					0
					0
4	3	3	3	0	3

Home		Away		Neutral		Aloha Stad.	
W	L	W	L	W	L	W	L
1							
	1				1		
		1					
1						1	1
	1		1				
		1				1	1
1							
	1		1				
1							
		1				1	1
			1				
						1	
						1	1
						0	
						0	
						0	
						0	
						0	
						0	
						0	
						0	
						0	
						0	
						0	
6	3	1	2	0	4	0	3

Moanalua

Konawaena

App	Game	Date	Seed	Round	W	L	Opponent	PF	PA	Pt Diff	OT	Finish	Qtrs		Semi		Final		Home		Away		Neutral		Aloha Stad.		
													W	L	W	L	W	L	W	L	W	L	W	L	W	L	W
1	1	11/21/2008		qtr		1	Campbell (4)	15	25	-10		x															
2	2	11/12/2011		qtr		1	Lahainaluna (3)	6	23	-17		x															
3	3	11/10/2012	3	qtr		1	Nanakuli	23	25	-2		x															
4	4	11/9/2013		qtr		1	Kaiser (4)	6	59	-53		x															
5	5	11/7/2015	3	qtr	1		Damien	42	33	9			1														
	6	11/14/2015		semi		1	Radford (2)	46	48	-2		x				1								1			Roosevelt
6	7	11/12/2016	2	semi		1	Lahainaluna (3)	14	28	-14		x				1				1							
7	8	11/3/2017	2	semi	1		Waipahu	53	50	3					1					1							
	9	11/18/2017		final		1	Lahainaluna (1)	69	75	-6	7OT	2						1						1		1	
										0																	
										0																	
										0																	
										0																	
										0																	
										0																	
										0																	
										0																	
										0																	
										0																	
										0																	
										0																	
										0																	
										0																	
										0																	
										0																	
										0																	
										0																	
										0																	
TOTAL					2	7		274	366	-92			1	4	1	2	0	1	2	3	0	2	0	2	0	1	

Lahainaluna

App	Game	Date	Seed	Round	W	L	Opponent	PF	PA	Pt Diff	OT	Finish	Qtrs		Semi		Final		Home		Away		Neutral		Aloha Stad.		site	
													W	L	W	L	W	L	W	L	W	L	W	L	W	L		W
1	1	11/22/2003		qtr	1		Hawaii Prep	21	13	8			1						1									
	2	11/28/2003		semi		1	Aiea	14	24	-10		x				1							1				KSK	
2	3	11/24/2007	1	semi	1		Kaimuki (4)	52	20	32						1				1				1				
	4	11/30/2007		final		1	Iolani (2)	21	28	-7		2						1							1			
3	5	11/28/2008	2	semi		1	Radford	27	33	-6		x					1			1								
4	6	11/20/2009	4	qtr		1	Aiea	12	20	-8		x	1								1							
5	7	11/19/2010	2	semi		1	Kaimuki (3)	27	28	-1		x					1			1								
6	8	11/12/2011	3	qtr	1		Konawaena	23	6	17			1									1						
	9	11/18/2011		semi		1	Waipahu (2)	14	19	-5		x																
7	10	11/17/2012	2	semi	1		Nanakuli	28	0	28						1							1		1			
	11	11/23/2012		final		1	Iolani (1)	33	36	-3		2											1			1		
8	12	11/16/2013	1	semi		1	Kaiser (4)	9	20	-11		x								1								
9	13	11/15/2014	1	semi	1		KS Hawaii	52	7	45						1												
	14	11/21/2014		final		1	Iolani (2)	14	31	-17		2												1		1		
10	15	11/7/2015	4	qtr	1		Kaimuki	7	0	7			1								1							
	16	11/14/2015		semi		1	Kapaa (1)	0	24	-24		x					1					1						
11	17	11/4/2016	3	qtr	1		Waipahu	52	14	38			1															
	18	11/12/2016		semi	1		Konawaena (2)	28	14	14						1						1						
	19	11/19/2016		final	1		Kapaa (1)	21	14	7		1											1			1		
12	20	11/3/2017	1	semi	1		Iolani	35	27	8											1							
	21	11/18/2017		final	1		Konawaena (2)	75	69	6	7OT	1											1			1		
13	22	11/17/2018	1	semi	1		Roosevelt (4)	48	10	38							1											
	23	11/24/2018		final	1		Kapaa (2)	34	32	2		1											1			1		
14	24	11/23/2019	1	semi	1		Roosevelt	35	0	35																		
	25	11/29/2019		final	1		Kapaa (2)	21	10	11		1											1			1		
										0																		
										0																		
										0																		
										0																		
		TOTAL			15	10		703	499	204			4	1	7	6	4	3	9	3	1	3	5	4	5	3		

Moanalua

App	Game	Date	Seed	Round	W	L	Opponent	PF	PA	Pt Diff	OT	Finish	Qtrs		Semi		Final		Home		Away		Neutral		Aloha Stad.		
													W	L	W	L	W	L	W	L	W	L	W	L	W	L	
1	1	11/18/2005		qtr	1		KS Hawaii (4)	34	20	14			1						1								
	2	11/26/2005		semi		1	Iolani (1)	20	48	-28		x			1						1						
2	3	11/20/2009	3	qtr		1	Hawaii Prep	14	17	-3		x		1						1							
										0																	
										0																	
										0																	
										0																	
										0																	
										0																	
										0																	
										0																	
										0																	
										0																	
										0																	
										0																	
										0																	
										0																	
										0																	
										0																	
										0																	
										0																	
										0																	
										0																	
										0																	
TOTAL										68	85	-17		1	1	0	1	0	0	1	1	0	1	0	0	0	0

Nanakuli

App	Game	Date	Seed	Round	W	L	Opponent	PF	PA	Pt Diff	OT	Finish
1	1	11/10/2012		qtr	1		Konawaena (3)	25	23	2		
	2	11/17/2012		semi		1	Lahainaluna (2)	0	28	-28		x
2	3	11/8/2014		qtr		1	KS Hawaii (4)	20	42	-22		x
3	4	11/12/2022	4	qtr	1		Pac-5 (5)	38	6	32		
	5	11/19/2022		semi		1	King Kekaulike (1)	0	20	-20		x
										0		
										0		
										0		
										0		
										0		
										0		
										0		
										0		
										0		
										0		
										0		
										0		
										0		
										0		
										0		
										0		
										0		
										0		
TOTAL					2	3		83	119	-36		

Qtrs		Semi		Final	
W	L	W	L	W	L
1					
	1		1		
1			1		
2	1	0	2	0	0

Home		Away		Neutral		Aloha Stad.	
W	L	W	L	W	L	W	L
		1					
					1		1
					1		
1			1				
1	0	1	2	0	1	0	1

Waimea

App	Game	Date	Seed	Round	W	L	Opponent	PF	PA	Pt Diff	OT	Finish
1	1	11/28/2003	*	semi		1	Damien	13	17	-4		x
2	2	11/12/2022	3	qtr	1		Kaiser	48	7	41		
	3	11/19/2022		semi	1		Honokaa (2)	17	0	17		
	4	11/26/2022		final	1		King Kekaulike (1)	45	6	39		1
3	5	11/18/2023	1	semi	1		Roosevelt (4)	13	10	3		
	6	11/25/2023		final	1		KS Maui (2)	31	28	3		1
										0		
										0		
										0		
										0		
										0		
										0		
										0		
										0		
										0		
										0		
										0		
										0		
										0		
										0		
										0		
										0		
										0		
										0		
										0		
										0		
										0		
										0		
										0		
										0		
										0		
										0		
										0		
										0		
										0		
										0		
										0		
										0		
										0		
										0		
										0		
										0		
										0		
										0		
										0		
										0		
										0		
		TOTAL			5	1		167	68	99		

Qtrs		Semi		Final	
W	L	W	L	W	L
1			1		
			1		
			1		
1	0	2	1	2	0

Home		Away		Neutral		Aloha Stad.	
W	L	W	L	W	L	W	L
1							
2	1	1	0	2	0	0	0

Mililani

Mililani

Waialua

App	Game	Date	Seed	Round	W	L	Opponent	PF	PA	Pt Diff	OT	Finish	Qtrs		Semi		Final		Home		Away		Neutral		Aloha Stad.			
													W	L	W	L	W	L	W	L	W	L	W	L	W	L		
1	1	11/4/2016		qtr		1	Damien (4)	0	40	-40		x		1														
										0																		
										0																		
										0																		
										0																		
										0																		
										0																		
										0																		
										0																		
										0																		
										0																		
										0																		
										0																		
										0																		
										0																		
										0																		
										0																		
										0																		
										0																		
										0																		
										0																		
										0																		
										0																		
										0																		
										0																		
										0																		
										0																		
										0																		
										0																		
										0																		
										0																		
										0																		
										0																		
										0																		
										0																		
		TOTAL			0	1		0	40	-40			0	1	0	0	0	0	0	0	0	0	0	1	0	0		

Campbell



**Game Officials
(Championship games)**

GAME OFFICIALS IN CHAMPIONSHIP GAMES

DIVISION 1-OPEN

Year	Referee	Umpire	Linesman	Line Judge	Field Judge	Side Judge	Back Judge	Replay
2023	Todd Lynch	Sean Camarillo	Randy Morris	Steven Machado	Brian Komegay	Jonathan Thorpe	Daniel Bui	Mitchell Remba Van Peterson
2022	Rhys Amimoto	Chris Troutman	Shawn McGurrin	Kelvin Moniz	Doug Hunt	Kyle Galdeira	Craig Shaner	Van Peterson Mitchell Remba
2021	Robert Victor	Mike Simonds	Lionel Montalvo	Craig Shaner	James Bolosan	Ray Pasion	Duane Moku	Van Peterson Matt Sumstine
2020	No tournament							
2019	Craig Shaner	Sam Wilson	Lionel Montalvo	Rhys Amimoto	Jonathan Thorpe	Kevin Fuller	Mett Dery	Mitchell Remba
2018	Randy Morris	Bryan Hoemig	Gary Carr	Dan Bayne	Doug Hunt	Duane Moku	John Oku	
2017	Scott Smith	Mike Goshima	Wade Miranda	Shawn McGurrin	Duane Moku	Jonathan Thorpe	Mitchell Remba	
2016	Robert Victor	Todd Lynch	Allen Marshall	Dan Bayne	John Oku	Duane Moku	Mitchell Remba	

DIVISION 1

Year	Referee	Umpire	Linesman	Line Judge	Field Judge	Side Judge	Back Judge	Replay
2023	Cal Evans	Joe Wilson	Dan Bayne	Kelvin Moniz	Teddy Biesecker	Pete Arceo	Steve Piercy	Michell Remba Van Peterson
2022	Todd Lynch	Sean Camarillo	Brian Komegay	Placido Velenciano	Ray Pasion	Steve Machado	Jonathan Thorpe	Van Peterson Mitchell Remba
2021	Cal Evans	Sean Camarillo	Jonathan Thorpe	Kyle Galdeira	Travis Nakayama	Pete Arceo	John Oku	Van Peterson Matt Sumstine
2020	No tournament							
2019	Wade Miranda	Todd Lynch	Dan Bayne	Jim O'Connor	Duane Moku	Travis Nakayama	Steve Piercy	Mike Goshima Mitchell Remba
2018	Craig Shaner	Sam Wilson	Shawn McGurrin	Wade Miranda	Placido Valencia	Tristan Aldegue	Jonathan Thorpe	
2017	Craig Shaner	Todd Lynch	Randy Morris	Teddy Biesecker	Travis Nakayama	Matt Dery	Aaron Orsatti	
2016	Shawn McGurrin	Bryan Hoernig	Wade Miranda	Ralph Hasegawa	Ron Tacadena	Doug Hunt	Craig Shaner	
2015	Scott Smith	Michael Simonds	Craig Shaner	Rhys Amimoto	Mitchell Remba	Brandis Mirafuentes	John Oku	
2014	Robert Victor	Sam Wilson	Dan Bayne	Brandis Mirafuentes	Santos Barbasa	Craig Shaner	Shawn McGurrin	
2013	Vernon Nakamoto	Mike Goshima	Scott Smith	Cal Evans	Mitchell Remba	Ron Tacadena	Duane Moku	
2012	Robert Victor	Sam Wilson	Scott Smith	Wade Miranda	Duane Moku	Craig Shaner	Santos Barbasa	

Year	Referee	Umpire	Linesman	Line Judge	Field Judge	Side Judge	Back Judge	Replay
2011	Brian Alos	Gary Ferreira	Scott Smith	Rhys Amimoto	Vernon Nakamoto	Duane Moku	Ron Tacadena	
2010	Rhys Amimoto	Michael Geis	Scott Smith	Pete Pamaylon	Brandis Mirafuentes	Jayson Dibble	Santos Barbasa	
2009	Brian Alos	Todd Lynch	Cal Evans	Randy Cummins	Ben Bregman	Raymond Pasion	Brandis Mirafuentes	
2008	Dan Bayne	Mike Staszkow	Scott Smith	Santos Barbasa	Vernon Nakamoto	Doug Hunt	Matt Suan	
2007	Dan Bayne	Rod Alama	Matt Suan	Marshall Harvest	Darrell Chung	Pete Brigoli	Robert Victor	

DIVISION 2

Year	Referee	Umpire	Linesman	Line Judge	Field Judge	Side Judge	Back Judge	Replay
2023	Doug Hunt	Mike Simonds	Craig Shaner	Lionel Montalvo	Kyle Galdeira	Fritz Afu	John Oku	Mitchell Remba Van Peterson
2022	Danny Bayne	Richard Deneau	Wade Miranda	Ralph Hasegawa	Travis Nakayama	Steve Piercy	Daniel Bui	Van Peterson Mitchell Remba
2021	Mike Goshima	Kelvin Moniz	Ralph Hasegawa	Fritz Afu	Jonathan Thorpe	James Campbell	Doug Hunt	Van Peterson Robert Victor
2020	No tournament							
2019	Cal Evans	Chris Troutman	Gary Carr	Shawn McGurrin	Brandis Mirafuentes	Steve Machado	John Oku	Mike Goshima
2018	Robert Victor	Rod Alama	Steve Machado	Rhys Amimoto	Daniel Bui	Travis Nakamura	Matt Dery	
2017	Brandis Mirafuentes	Bryan Hoernig	Dan Bayne	Marshall Harvest	Steve Piercy	Pete Arceo	Robert Victor	
2016	Randy Morris	Rod Alama	Scott Smith	Marshall Harvest	Matt Dery	Jonathan Thorpe	Aaron Orsatti	
2015	Shawn McGurrin	Sam Wilson	Allen Marshall	Wade Miranda	Placido Velenciano	Duane Moku	Aaron Orsatti	
2014	Scott Smith	Rod Alama	Lionel Montalvo	Rhys Amimoto	Doug Hunt	Duane Moku	Rodney Chobany	
2013	Rhys Amimoto	Todd Lynch	Kelvin Moniz	Craig Shaner	Shawn McGurrin	Placido Velenciano	Robert Victor	
2012	Pete Brigoli	Mike Simonds	Rhys Amimoto	Dan Bayne	Doug Hunt	Shawn McGurrin	Vernon Nakamoto	
2011	Cal Evans	Sam Wilson	Wade Miranda	Craig Shaner	Robert Victor	Eric Stoffers	Santos Barbasa	
2010	Cal Evans	Sam Wilson	Jim Beavers	Rusty Alama	Ron Tacadena	Eric Stoffers	Duane Moku	
2009	Vernon Nakamoto	Michael Simonds	Mike Quartero	Jim Polacek	Ernest Furtado	Randy Morris	Ron Tacadena	
2008	Rhys Amimoto	Gary Ferreira	Marshall Harvest	Fred Davidson	Jerry Morris	Ron Tacadena	Paul Cole	



**All Divisions – All Round Records
Team and Individual Statistics**

ALL TOURNAMENT GAMES – BY ROUNDS

TEAM AND INDIVIDUAL RECORDS

(QF) – Quarterfinals; (SF) – Semifinals; (CH) – Championship game

TEAM RECORDS

Most Points (Game):

- [QF] 62 Mililani vs. Hilo (18), 11/06/2015 (Div. 1)
- [SF] 63 Saint Louis vs. Waianae (10), 11/24/2000 (D1)
- [CH] 75 Lahainaluna vs. Konawaena (69) (7OT), 11/18/2017 (Div. 2)

Most Points (1st Half):

- [QF] 42 Kauai vs. Pac-3, 11/19/2004 (Div. 2)
- [SF] 45 Lahainaluna vs. KS-Hawaii, 11/15/2014 (Div. 2)
- [CH] 46 Mililani vs Punahou, 11/21/2014 (Div. 1)

Most Points (2nd Half):

- [QF] 36 Farrington vs. Honokaa, 11/20/2009 (Div. 1)
- [SF] 31 Waipahu vs. Konawaena, 11/3/2017 (Div. 2)
- [CH] 35 Waipahu vs. Konawaena, 11/25/2023 (Div. 1)

Most Points (1st Quarter):

- [QF] 35 Kauai vs. Pac-3, 11/19/2004 (Div. 2)
- [SF] 21 Saint Louis vs. Waimea, 11/26/1999 (Div. 1); Saint Louis vs. Waianae, 11/24/2000 (Div. 1); Radford vs. Konawaena, 11/14/2015 (Div. 2); Konawaena vs. Waipahu, 11/3/2017 (Div. 2)
- [CH] 26 Mililani vs. Punahou, 11/21/2014 (Div. 1)

Most Points (2nd Quarter):

- [QF] 29 Kahuku vs. Lahainaluna, 11/16/2001 (Div. 1)
- [SF] 30 Lahainaluna vs. Kaimuki, 11/24/2007 (Div. 2)
- [CH] 24 Punahou vs. Mililani, 11/21/2014 (Div. 1); Kapaa vs. KS Maui, 12/30/2021 (Div. 2)

Most Points (3rd Quarter):

- [QF] 27 Kahuku vs. Kauai, 11/21/2003 (Div. 1); Saint Louis vs. Mililani, 11/21/2003 (Div. 1)
- [SF] 29 Konawaena vs. Waipahu, 11/3/2017 (Div. 2)
- [CH] 24 Saint Louis vs. Mililani, 11/24/2018 (Div. 1-Open)

Most Points (4th Quarter):

- [QF] 29 Farrington vs. Honokaa, 11/20/2009 (Div. 1)
- [SF] 28 Saint Louis vs. Waianae, 11/24/2000 (Div. 1)
- [CH] 28 Waipahu vs. Konawaena, 11/25/2023 (Div. 1)

Most Points (2 teams):

- [QF] 90 Waipahu (49), Kapaa (41), 11/11/2022 (Div. 1)
- [SF] 103 Konawaena (53) vs. Waipahu (50), 11/3/2017 (Div. 2)
- [CH] 144 Lahainaluna (75) vs. Konawaena (69) (7OT), 11/18/2017 (Div. 2)

Fewest Points (2 teams):

- [QF] 7 Kapaa (7) vs. Pearl City (0), 11/12/2011 (Div. 2); Lahainaluna (7) vs. Kaimuki (0), 11/7/2015 (Div. 2)
- [SF] 14 Iolani (14) vs. Kauai (0), 11/19/2011 (Div. 2)
- [CH] 13 Kahuku (7) vs. Saint Louis (6), 12/1/2006 (Div. 1)

Most Points (winning team):

- [QF] 62 Mililani vs. Hilo, 11/06/2015 (Div. 1)
- [SF] 63 Saint Louis vs. Waianae, 11/24/2000 (Div. 1)
- [CH] 75 Lahainaluna vs. Konawaena (69) (7OT), 11/18/2017 (Div. 2)

Most Points (losing team):

- [QF] 40 Kaimuki vs. Iolani (41), 11/17/2006 (Div. 2)
- [SF] 50 Waipahu (50) vs. Konawaena (53), 11/3/2017 (Div. 2)
- [CH] 69 Konawaena vs. Lahainaluna, 11/18/2017 (7OT) (Div. 2)

Fewest Points (winning team):

- [QF] 7 Kapaa vs. Pearl City, 11/12/2011 (Div. 2); Lahainaluna vs. Kaimuki, 11/7/2015 (Div. 2)
- [SF] 10 Kahuku vs. Waianae, 11/10/2017 (Div. 1-Open)
- [CH] 7 Kahuku vs. Saint Louis, 12/1/2006 (Div. 1)

Fewest Points (losing team):

- [QF] 0 [by 5 teams in Div. 1 – last by Waiakea (2016)] [by 5 teams in Div. 2 – last by Waialua vs. Damien (2016)]
- [SF] 0 [by 2 teams in Div. 1 – last by Aiea vs. Iolani, 12/17/2021] [by 4 teams in Div. 2 – last by Hawaii Prep vs. Kapaa, 12/22/2021] [one time in Div. 1-Open – Campbell vs. Kahuku, 12/18/2021]
- [CH] 0 Kahuku vs. Saint Louis, 12/4/1999 (Div. 1); Waipahu vs. Iolani, 11/25/2011 (Div. 2); Lahainaluna vs. Iolani, 12/23/2021 (Div. 1)

Largest Margin of Victory:

- [QF] 53 Kaiser (59) vs. Konawaena (6), 11/9/2013 (Div. 2)
- [SF] 56 Saint Louis (56) vs. Waimea (0), 11/26/1999 (Div. 1)
- [CH] 54 Kapaa (61) vs. KS Maui (7), 12/30/2021 (Div. 2)

Smallest Margin of Victory:

- [QF] 1 [one time in Div. 1 - Leilehua (26) vs. Hilo (25), 11/04/2016] [two times in Div. 2 - Iolani (41) vs. Kaimuki (40), 11/17/2006; Kaimuki (28) vs. KS Hawaii (27), 11/10/2018]
- [SF] 1 Waipahu (20) vs. Iolani (19), 11/9/2018 (Div. 1); King Kekaulike (38) vs. Iolani (37), 11/24/2006 (Div. 2)
- [CH] 1 Kahuku vs. Saint Louis, 12/5/2003; Kahuku vs. Saint Louis, 12/1/2006

Most First Downs:

- [QF] 30 Saint Louis vs. Waianae, 11/19/1999 (Div. 1)
- [SF] 30 Saint Louis vs. Waimea, 11/26/1999 (Div. 1)
- [CH] 36 Konawaena vs. Lahainaluna, 11/18/2017 (Div. 2)

Fewest First Downs:

- [QF] 5 Aiea vs. Saint Louis, 11/16/2001 (Div. 1)
- [SF] 5 Waimea vs. Kahuku, 11/23/2001 (Div. 1)
- [CH] 5 Lahainaluna vs. Iolani, 12/23/2021 (Div. 1)

Most First Downs (2 teams):

- [QF] 46 Saint Louis (30) vs. Waianae (16), 11/19/1999 (Div. 1)
- [SF] 50 Mililani (28) vs. Saint Louis (22), 11/10/2017 (Div. 1-Open)
- [CH] 60 Punahou (32) vs. Mililani (28), 11/21/2014 (Div. 1)

Fewest First Downs (2 teams)

- [QF] 18 Kaimuki (12), Hilo (6), 11/17/2000 (Div. 1)
- [SF] 23 Waianae (6) vs. Kahuku (17), 11/10/2017 (Div. 1-Open)
- [CH] 17 Kauai (9) vs. Kaiser (8), 11/23/2013 (Div. 2)

Most Rushing Attempts:

- [QF] 64 Waianae vs. Kealakehe, 11/17/2007 (Div. 1)
- [SF] 65 Kapaa vs. Lahainaluna, 11/14/2015 (Div. 2)
- [CH] 72 Lahainaluna vs. Konawaena, 11/18/2017 (Div. 2)

Fewest Rushing Attempts:

- [QF] 8 Kaiser vs. Waimea, 11/12/2022 (Div. 2)
- [SF] 11 Kapolei vs. Kahuku, 11/11/2016 (Div. 1-Open)
- [CH] 13 Saint Louis vs. Kahuku, 11/30/2001 (Div. 1)

Most Rushing Yards:

- [QF] 450 Waianae vs. Kealakehe, 11/17/2007 (Div. 1)
- [SF] 425 King Kekaulike vs. Iolani, 11/24/2006 (Div. 2)
- [CH] 477 Kapaa vs. KS Maui, 12/30/2021 (Div. 2)

Fewest Rushing Yards:

- [QF] (Minus-20) Hilo vs. Kaimuki, 11/17/2000 (Div. 1)
- [SF] (Minus-29) Iolani vs. Kauai, 11/16/2013 (Div. 2)
- [CH] (Minus-76) Iolani vs. Mililani, 11/30/2016 (Div. 1)

Most Rushing TDs:

- [QF] 6 Kailua vs. Waiakea, 11/16/2001, Waimea vs. Kaiser, 11/12/2022 (Div. 1)
- [SF] 5 Saint Louis vs. Waimea, 11/26/1999 (Div. 1); King Kekaulike vs. Iolani, 11/24/2006 (Div. 2); Kapaa vs. Hawaii Prep, 12/22/2021 (Div. 2)
- [CH] 7 Kapaa vs. KS Maui, 12/30/2021 (Div. 2)

Most Passes Attempted:

- [QF] 48 Pearl City vs. Kapaa, 11/08/2014 (Div. 2)
- [SF] 59 Moanalua vs. Iolani, 11/23/2019 (Div. 1)
- [CH] 61 Waipahu vs. Konawaena, 11/25/2023 (Div. 1)

Fewest Passes Attempted:

- [QF] 2 Lahainaluna vs. Kaimuki, 11/7/2015, Waimea vs. Kaiser, 11/12/2022 (Div. 2)
- [SF] 1 Lahainaluna vs. Iolani, 11/3/2017 (Div. 2)
- [CH] 0 Waimea vs. KS Maui, 11/25/2023 (Div. 2)

Most Passes Completed:

- [QF] 28 Pearl City vs. Kapaa, 11/08/2014 (Div. 2); 28 Kapolei vs. Punahou, 11/05/2016 (Div. 1-Open)
- [SF] 37 Moanalua vs. Iolani, 11/23/2019 (Div. 1)
- [CH] 33 Konawaena vs. Lahainaluna, 11/18/2017 (Div. 2)

Fewest Passes Completed:

- [[QF] 0 [three times in Div. 2 – Pac-Three vs. Kauai, 11/19/2004; Lahainaluna vs. Konawaena, 11/12/2011; Lahainaluna vs. Kaimuki, 11/7/2015]
- [SF] 0 [three times in Div. 2 – Kapaa vs. Damien, 11/12/2016; Lahainaluna vs. Konawaena, 11/12/2016; Lahainaluna vs. Iolani, 11/3/2017]
- [CH] 0 Lahainaluna vs. Kapaa, 11/29/2019 (Div. 2); 0 Kahuku vs. Saint Louis, 11/19/2016 (Div. 1-Open), Waimea vs. KS Maui, 11/25/2023 (Div. 2)

Most Passes Intercepted:

- [QF] 7 Konawaena vs. Lahainaluna, 11/12/2011 (Div. 2)
- [SF] 7 Konawaena vs. Lahainaluna, 12/17/2021 (Div. 1)
- [CH] 4 Kauai vs. King Kekaulike, 12/1/2006 (Div. 2); Leilehua vs. Punahou, 12/5/2008 (Div. 1)

Most Passing Yards:

- [QF] 367 Kapolei vs. Punahou, 11/05/2016 (Div. 1-Open)
- [SF] 528 Saint Louis vs. Mililani, 11/10/2017 (Div. 1-Open)
- [CH] 440 Saint Louis vs. Kahuku, 11/18/2017 (Div. 1-Open)

Fewest Passing Yards:

- [QF] 0 [three times in Div. 2 - Pac-Three vs. Kauai, 11/19/2004; Lahainaluna vs. Konawaena, 11/12/2011; Lahainaluna vs. Kaimuki, 11/7/2015]
- [SF] 0 [three times in Div. 2 – Kapaa vs. Damien, 11/12/2016; Lahainaluna vs. Konawaena, 11/12/2016; Lahainaluna vs. Iolani, 11/3/2017]
- [CH] 0 [two times in Div. 2 – Waipahu vs. Iolani, 11/25/2011; Lahainaluna vs. Kapaa, 11/29/2019] [one time in Div. 1-Open - Kahuku vs. Saint Louis 11/19/2016]

Most Touchdown Passes:

- [QF] 8 Saint Louis vs. Waianae, 11/19/1999 (Div. 1)
- [SF] 5 Saint Louis vs. Waianae, 11/24/2000 (Div. 1); Iolani vs. King Kekaulike, 11/24/2006 (Div. 2); Saint Louis vs. Mililani, 11/10/2017 (Div. 1-Open)
- [CH] 7 Mililani vs. Punahou, 11/21/2014 (Div. 1)

Most Total Offensive Plays:

- [QF] 85 Kaimuki vs. Iolani, 11/17/2006 (54 rush, 31 pass) (Div. 2)
- [SF] 92 Radford vs. Konawaena, 11/14/2015 (60 rush, 32 pass) (Div. 2)
- [CH] 123 Konawaena vs. Lahainaluna, 11/18/2017 (68 rush, 55 pass) (Div. 2)

Fewest Total Offensive Plays:

- [QF] 34 Pac-Thee vs. Kauai, 11/19/2004 (27 rush, 7 pass) (Div. 2)
- [SF] 36 Kailua vs. Saint Louis, 11/23/2001 (21 rush, 15 pass) (Div. 1)
- [CH] 32 Leilehua vs. KS Kapalama, 12/3/2004 (17 rush, 15 pass) (Div. 1)

Most Total Offensive Yards:

- [QF] 595 Kahuku vs. Lahainaluna, 11/16/2001 (234 rush, 361 pass) (Div. 1)
- [SF] 676 Waipahu vs. Konawaena, 11/3/2017 (270 rush, 406 pass) (Div. 2)
- [CH] 630 Punahou vs. Mililani, 11/21/2014 (345 rush, 285 pass) (Div. 1)

Fewest Total Offensive Yards:

- [QF] 44 Waialua vs. Damien, 11/4/2016 (Minus-15 rush, 59 pass) (Div. 2)
- [SF] 16 Lahainaluna vs. Kapaa, 11/14/2015 (Minus-1 rush, 17 pass) (Div. 2)
- [CH] 39 Kapaa vs. Radford, 11/20/2015 (Minus-47 rush, 86 pass) (Div. 2)

Most Fumbles:

- [QF] 10 Castle vs. Saint Louis, 11/17/2000 (Div. 1)
- [SF] 8 Kahuku vs. Waimea, 11/23/2001 (Div. 1)
- [CH] 9 Radford vs. Kapaa, 11/20/2015 (Div. 2)

Most Fumbles-Lost:

- [QF] 6 Kaimuki vs. Pac-Five, 11/10/2023 (Div. 2)
- [SF] 4 Kahuku vs. Waimea, 11/23/2001 (Div. 1)
- [CH] 5 Saint Louis vs. Kahuku, 12/4/1999 (Div. 1)

Most Turnovers:

- [QF] 9 Kaimuki vs. Pac-Five, 11/10/2023 (6F/3I) (Div. 1)
- [SF] 10 Konawaena vs. Lahainaluna, 12/17/2021 (3F/7I) (Div. 1)
- [CH] 6 Kauai vs. King Kekaulike, 12/1/2006 (2F/4I) (Div. 2); Leilehua vs. Punahou, 12/5/2008 (2F/4I) (Div. 1); Punahou vs. Kahuku, 11/23/2012 (3F/3I) (Div. 1); Saint Louis vs. Kahuku, 11/20/2015 (3F/3I) (Div. 1)

Most Penalties:

- [QF] 16 Kapolei vs. Punahou, 11/05/2016 (157 yards) (Div. 1-Open)
- [SF] 23 Waipahu vs. Iolani, 11/9/2018 (244 yards) (Div. 1)
- [CH] 17 Waianae vs. Saint Louis, 11/25/2010 (175 yards) (Div. 1); Kahuku vs. Saint Louis, 12/23/2021 (195 yards) (Div. 1-Open)

Most Penalties (2 teams):

- [QF] 28 Kapolei (16) vs. Punahou (12), 11/05/2016 (Div. 1-Open)
- [SF] 30 Kapolei (17) vs. Kahuku (13), 11/11/2016 (Div. 1-Open)
- [CH] 29 Waianae (17) vs. Saint Louis (12), 11/26/2010 (Div. 1)

Fewest Penalties:

- [QF] 2 Lahainaluna vs. Kahuku, 11/16/2001 (Div. 2)
- [SF] 4 Kailua vs. Saint Louis, 11/23/2001 (Div. 1); Saint Louis vs. Kailua, 11/23/2001 (Div. 1)
- [CH] 1 Iolani vs. Lahainaluna, 11/21/2014 (5 yards) (Div. 2); Iolani vs. Hilo, 11/29/2019 (5 yards) (Div. 1)

Fewest Penalties (2 teams):

- [QF] 10 Lahainaluna (2) vs. Kahuku (8), 11/16/2001 (Div. 1)
- [SF] 15 Saint Louis (8) vs. Waimea (7), 11/26/1999 (Div. 1)
- [CH] 4 Kauai (2) vs. Iolani (2), 12/4/2009 (Div. 2)

Most Penalty Yardage:

- [QF] 160 Nanakuli vs. Pac-Five, 11/12/2022 (16 penalties) (Div. 2)

- [SF] 244 Waipahu vs. Iolani, 11/9/2018 (23 penalties) (Div. 1)
- [CH] 195 Kahuku vs. Saint Louis, 12/23/2021 (17 penalties) (Div. 1-Open)

Most Penalty Yardage (2 teams):

- [QF] 284 Kapolei (157) vs. Punahou (127), 11/05/2016 (Div. 1-Open)
- [SF] 331 Kapolei (192) vs. Kahuku (139), 11/11/2016 (Div. 1-Open)
- [CH] 327 Waianae (175) vs. Saint Louis (152), 11/25/2010 (Div. 1)

Fewest Penalty Yardage:

- [QF] 0 Damien, vs. Farrington, 11/11/2023 (0 penalties) (Div. 1)
- [SF] 20 Iolani vs. Waipahu, 11/19/2022 (2 penalties) (Div. 1)
- [CH] 5 Iolani vs. Hilo, 11/29/2019 (1 penalty) (Div. 1)

Fewest Penalty Yardage (2 teams):

- [QF] 71 Waimea (45) vs. Kahuku (26), 11/17/2000 (Div. 1)
- [SF] 99 Saint Louis (45) vs. Kailua (54), 11/23/2001 (Div. 1)
- [CH] 87 Damien (50) vs. Hilo (37), 11/18/2017 (Div. 1)

INDIVIDUAL RECORDS**Most Rushes**

- [QF] 42 Billy Masima, Kaimuki vs. Lahainaluna, 11/7/2015 (173 yards) (Div. 2)
- 32 Michael Kopra, Hawaii Prep vs. Waipahu, 11/19/2004 (201 yards) (Div. 2)
- 30 Chelsey Barba, Waimea vs. Castle, 11/16/2001 (152 yards) (Div. 1)
- 29 Sitani Mikaele, Farrington vs. Damien, 11/11/2023 (205 yards) (Div. 1)
- 28 Jinho Tohara, Kealakehe vs. Leilehua, 11/19/2004 (115 yards) (Div. 1)
- 28 KJ Pascua, Iolani vs. Moanalua, 11/4/2016 (132 yards) (Div. 1)
- 28 Jamell Vereen, Leilehua vs. Baldwin, 11/14/2019 (174 yards) (Div. 1)
- [SF] 42 Alfred Failauga, Waipahu vs. Konawaena, 11/3/2017 (283 yards) (Div. 2)
- 40 Kesi Ah-Hoy, Kahuku vs. Waianae, 11/13/1015 (142 yards) (Div. 1)
- 33 Chester Sua, Kaimuki vs. Lahainaluna, 11/19/2010 (229 yards) (Div. 2)
- 38 Albert Faliauga, Waipahu vs. Iolani, 11/9/2018 (162 yards) (Div. 1)
- 32 Aofaga Wily, Kahuku vs. Leilehua, 11/18/2011 (129 yards) (Div. 1)
- 32 Vavae Malepeai, Mililani vs. Saint Louis, 11/13/2015 (258 yards) (Div. 1)
- [CH] 42 Chancey Mariani-Louis, Konawaena vs. Lahainaluna 11/18/2017 (191 yards) (Div. 2)
- 39 Jayson Rego, KS Kapalama vs. Leilehua, 12/3/2004 (212 yards) (Div. 1)
- 36 Joshua Tihada, Lahainaluna vs. Kapaa, 11/29/2019 (310 yards) (Div. 2)
- 36 Wayne Taulapapa, Punahou vs. Mililani, 11/21/2014 (260 yards) (Div. 1)

Most Yards Rushing

- [QF] 274 Michael Kopra, Hawaii Prep vs. Lahainaluna, 11/22/2003 (22 attempts) (Div. 2)
- 263 Algene Kelekolio, Konawaena vs. Damien, 11/7/2015 (27 attempts) (Div. 2)
- 239 Harry Tuimaseve, Farrington vs. Honokaa, 11/21/2009 (27 attempts) (Div. 1)
- 216 Kahale Huddleston, Hilo vs. Leilehua, 11/4/2016 (16 attempts) (Div. 1)
- 201 Michael Kopra, Hawaii Prep vs. Waipahu, 11/19/2004 (32 attempts) (Div. 2)
- [SF] 283 Alfred Failauga, Waipahu vs. Konawaena, 11/3/2017 (42 attempts) (Div. 2)
- 258 Vavae Malepeai, Mililani vs. Waianae, 11/13/2015 (32 attempts) (Div. 1)
- 237 Ala'i Williams, Punahou vs. Mililani, 11/18/2022 (29 attempts) (Div. 1-Open)
- 229 Chester Sua, Kaimuki vs. Lahainaluna, 11/19/2010 (33 attempts) (Div. 2)
- 188 Damien Cole, Saint Louis vs. Waimea, 11/26/1999 (13 attempts) (Div. 1)
- 162 Albert Faliauga, Waipahu vs. Iolani, 11/9/2018 (38 attempts) (Div. 1)
- [CH] 310 Joshua Tihada, Lahainaluna vs. Kapaa, 11/29/2019 (36 attempts) (Div. 2)
- 262 Malosi Teo, Kahuku vs. Punahou, 12/2/2005 (30 attempts) (Div. 1)
- 260 Wayne Taulapapa, Punahou vs. Mililani, 11/21/2014 (36 attempts) (Div. 1)
- 217 Mike Hirokawa, Iolani vs. Radford, 12/2/2005 (23 attempts) (Div. 2)

Best Avg. per Carry

- [QF] (min. 5 att.) 19.9 Nathan Leaver, Kailua vs. Waiakea, 11/19/2001 (9-179) (Div. 1)
- (min. 5 att.) 14.5 Adam Francisco, Moanalua vs. Hawaii Prep, 11/21/2009 (6-87) (Div. 2)
- (min. 10 att.) 12.8 Timmy Chang-Wo, Waimea vs. Castle, 11/16/01 (13-167) (Div. 1)
- (min. 10 att.) 12.45 Michael Kopra, Hawaii Prep vs. Waipahu, 11/22/2003 (22-274) (Div. 2)
- (min. 20 att.) 12.45 Michael Kopra, Hawaii Prep vs. Waipahu, 11/22/2003 (22-274) (Div. 2)
- (min. 20 att.) 8.9 Harry Tuimaseve, Farrington vs. Honokaa, 11/21/2009 (27-239) (Div. 1)
- [SF] (min. 5 att.) 13.8 Kaneala Stanton, Campbell vs. Kauai, 11/26/2004 (5-69) (Div. 2)
- (min. 5 att.) 12.8 Junior Mataafa, Kahuku vs. Baldwin, 11/24/2006 (9-115) (Div. 1)
- (min. 10 att.) 14.4 Damien Cole, Saint Louis vs. Waimea, 11/26/1999 (13-188) (Div. 1)
- (min. 20 att.) 9.0 Liatama Uiliata, Waipahu vs. Iolani, 11/19/2022 (22-199) (Div. 1)
- (min. 20 att.) 8.1 Vavae Malepeai, Mililani vs. Waianae, 11/13/2015 (32-258) (Div. 1)
- [CH] (min. 4 att.) 38.0 Solomone Malafu, Kapaa vs. KS Maui, 12/30/2021 (4-152) (Div. 2)
- (min. 5 att.) 12.5 Jayden deLaura, Saint Louis vs. Kahuku, 11/29/2019 (6-75) (Div. 1-Open)
- (min. 5 att.) 11.3 Kaeala Stanton, Campbell vs. Iolani, 12/3/2004 (10-113) (Div. 2)
- (min. 5 att.) 10.8 Fonoivasa Mataafa, Kahuku vs. Kamehameha, 12/5/2009 (5-54) (Div. 1)
- (min. 10 att.) 11.7 Keani Nishigaya, Saint Louis vs. Leilehua, 12/1/2007 (14-164) (Div. 1)
- (min. 10 att.) 11.3 Kaeala Stanton, Campbell vs. Iolani, 12/3/2004 (10-113) (Div. 2)
- (min. 20 att.) 9.4 Mike Hirokawa, Iolani vs. Radford, 12/2/2005 (23-217) (Div. 2)
- (min. 20 att.) 9.1 Mulivai Pula, Kahuku vs. Saint Louis, 11/30/2001 (23-209) (Div. 1)

Most Touchdowns Rushing

- [QF] 5 Michael Kopra, Hawaii Prep vs. Waipahu, 11/19/2004 (32-201) (Div. 2)
- 4 Tyler Taumua, Farrington vs. Baldwin, 11/11/2011 (27-157) (Div. 1)
- [SF] 4 Aofaga Wily, Kahuku vs. Farrington, 11/16/2012 (24-141) (Div. 1)
- 4 Alfred Failauga, Waipahu vs. Konawaena, 11/3/2017 (42-283) (Div. 2)
- 4 Ala'i Williams, Punahou vs. Mililani, 11/18/2022 (29-237) (Div. 1-Open)
- [CH] 5 Joshua Tihada, Lahainaluna vs. Konawaena (7OT), 11/18/2017 (24-91) (Div. 2)
- 4 Chancey Mariani-Louis, Konawaena vs. Lahainaluna (7OT), 11/18/2017 (42-191) (Div. 2)
- 4 Solomone Malafu, Kapaa vs. KS Maui, 12/30/2021 (4-152) (Div. 2)
- 3 Aofaga Wily, Kahuku vs. Punahou, 11/23/2012 (Div. 1)
- 3 Ryan Tuiaso, Punahou vs. Kahuku, 11/23/2012 (Div. 1)
- 3 Wayne Taulapapa, Punahou vs. Mililani, 11/21/2014 (Div. 1)
- 3 Kesi Ah-Hoy, Kahuku vs. Saint Louis, 11/20/2015 (Div. 1)

Longest TD run

- [QF] 86 Nathan Leaver, Kailua vs. Waiakea, 11/16/2001 (Div. 1)
- 83 Makaila Haina-Horswil, Nanakuli vs. KS Hawaii, 11/8/2014 (Div. 2)
- 80 Adam Francisco, Moanalua vs. Hawaii Prep, 11/20/2009 (Div. 2)
- 80 Tahje Canyon, Moanalua vs. Hawaii Prep, 11/20/2009 (Div. 2)
- [SF] 80 Junior Mataafa, Kahuku vs. Baldwin, 11/24/2006 (Div. 1)
- 74 Gregorio Alip, Waipahu vs. Lahainaluna, 11/18/2011 (Div. 2)
- 67 Robert-Marcus Salanoa, Kahuku vs. Kaimuki, 11/24/2000 (Div. 1)
- [CH] 98 Solomone Malafu, Kapaa vs. KS Maui, 12/30/2021 (Div. 2)
- 82 Mulivai Pula, Kahuku vs. Saint Louis, 11/30/2001 (Div. 1)
- 80 Kaili Arakaki, Waimea vs. KS Maui, 11/25/2023 (Div. 2)
- 79 Malosi Te'o, Kahuku vs. Punahou, 12/2/2005 (Div. 1)
- 70 Kela Marciel, Iolani vs. Radford, 12/5/2008 (Div. 2)

Longest Non-scoring run

- [QF] 69 Nathan Pele-Tukumoeatu, Nanakuli vs. Pac-5, 11/12/2022 (Div. 2)
- 66 Timmy Chang-Wo, Waimea vs. Castle, 11/16/2001 (Div. 1)
- [SF] 60 Damien Cole, Saint Louis vs. Waimea, 11/26/1999 (Div. 1)
- 56 Jaron-Keawe Sagpolutele, Campbell vs. Mililani, 11/17/2023 (Div. 1-Open)
- 50 Chevan Cordeiro, Saint Louis vs. Mililani, 11/10/2017 (Div. 1-Open)
- [CH] 55 Joshua Tihada, Lahainaluna vs. Kapaa, 11/29/2019 (Div. 2)
- 47 Albert Faliauga, Waipahu vs. Hilo, 11/24/2018 (Div. 1)

Most Passes Attempted

- [QF] 51 Kenan Sadanaga, Leilehua vs. Baldwin, 11/12/2010 (Div. 1)
- 50 Ikaika Wilhelm-Ioane, Baldwin vs. Leilehua, 11/21/2008 (Div. 1)
- [SF] 58 Kenan Sadanaga, Leilehua vs. Saint Louis, 11/19/2010 (Div. 1)
- 56 RJ Javar, Moanalua vs. Iolani, 11/23/2019 (Div. 1)
- 55 Cayman Shutter, Punahou vs. Farrington, 11/29/2008 (Div. 1)
- [CH] 55 Austin Ewing, Konawaena vs. Lahainaluna (7OT), 11/18/2017 (Div. 2)
- 54 Andrew Manley, Leilehua vs. Punahou, 12/06/2008 (Div. 1)
- 52 Brett Kan, Punahou vs. Kahuku, 12/02/2005 (Div. 1)

Most Passes Completed

- [QF] 32 Kenan Sadanaga, Leilehua vs. Baldwin, 11/12/2010 (Div. 1)
- 28 Jordan Taamu, Pearl City vs. Kapaa, 11/08/2014 (Div. 2)
- 28 Taulia Tagovailua, Kapolei vs. Punahou, 11/5/2016 (Div. 1-Open)
- 27 Isaac Hurd, Campbell vs. Hilo, 11/08/2013 (Div. 1)
- 27 Ezekiel Olie, Aiea vs. Lahainaluna, 11/11/2022 (Div. 1)
- [SF] 38 Kenan Sadanaga, Leilehua vs. Saint Louis, 11/19/2010 (Div. 1)
- 35 RJ Javar, Moanalua vs. Iolani, 11/23/2019 (Div. 1)
- 34 Cayman Shutter, Punahou vs. Farrington, 11/29/2008 (Div. 1)
- [CH] 33 Austin Ewing, Konawaena vs. Lahainaluna (7OT), 11/18/2017 (Div. 2)
- 30 Andrew Manley, Leilehua vs. Punahou, 12/06/2008 (Div. 1)
- 30 Chevan Cordeiro, Saint Louis vs. Kahuku, 11/18/2017 (Div. 1-Open)
- 29 McKenzie Milton, Mililani vs. Punahou, 11/21/2014 (Div. 1)

Most Passes Intercepted

- [QF] 7 Lii Karratti, Konawaena vs. Lahainaluna, 11/12/2011 (Div. 2)
- 6 Ransen Kepa, Kailua vs. Waimea, 11/22/2002 (Div. 1)
- [SF] 7 Keoki Alani, Konawaena vs. Lahainaluna, 12/17/21 (Div. 1)
- 6 Lalo Respicio, Campbell vs. Iolani, 11/29/2018 (Div. 2)
- 5 Micah Kanehailua, KS Hawaii vs. Lahainaluna, 11/15/2014 (Div. 2)
- 5 Tuli Wily-Matagi, Kahuku vs. Punahou, 11/15/2014 (Div. 1)
- 5 RJ Javar, Moanalua vs. Iolani, 11/23/2019 (Div. 1)
- [CH] 4 Bryant Moniz, Leilehua vs. KS Kapalama, 12/03/2004 (Div. 1)
- 4 Andrew Renaud, Kauai vs. King Kekaulike, 12/01/2006 (Div. 2)
- 4 Andrew Manley, Leilehua vs. Punahou, 12/06/2008 (Div. 1)
- 4 Jarrett Arakawa, Iolani vs. Kauai, 12/05/2009 (Div. 2)

Most Yards Passing

- [QF] 474 Kenan Sadanaga, Leilehua vs. Baldwin, 11/12/2010 (Div. 1)
- 397 Dillon Gabriel, Mililani vs. Baldwin, 11/04/2016 (Div. 1)
- [SF] 528 Chevan Cordeiro, Saint Louis vs. Mililani, 11/10/2017 (Div. 1-Open)
- 430 Larry Tuileta, Punahou vs. Farrington, 11/15/2013 (Div. 1)
- 420 Kenan Sadanaga, Leilehua vs. Saint Louis, 11/19/2010 (Div. 1)
- [CH] 440 Chevan Cordeiro, Saint Louis vs. Kahuku, 11/18/2017 (Div. 1-Open)
- 421 McKenzie Milton, Mililani vs. Punahou, 11/21/2014 (Div. 1)
- 415 Elijah Mendoza, Waipahu vs. Konawaena, 11/25/2023 (Div. 1)

Most Touchdowns Passing

- [QF] 8 Timmy Chang, Saint Louis vs. Waianae, 11/19/1999 (Div. 1)
- 5 Inoke Funaki, Kahuku vs. Lahainaluna, 11/16/2001 (Div. 1)
- 5 Kekoa Crowell, Kauai vs. Pac-Three, 11/19/2004 (Div. 2)
- 5 Andrew Manley, Leilehua vs. Baldwin, 11/21/2009 (Div. 1)
- 5 Kenan Sadanaga, Leilehua vs. Baldwin, 11/12/2010 (Div. 1)
- 5 Taulia Tagovailua, Kapolei vs. Punahou, 11/5/2016 (Div. 1-Open)
- [SF] 5 Ryan Dung, Iolani vs. King Kekaulike, 11/24/2006 (Div. 2)
- 5 Larry Tuileta, Punahou vs. Mililani, 11/16/2012 (Div. 1)
- 5 Larry Tuileta, Punahou vs. Farrington, 11/15/2013 (Div. 1)
- 5 Austin Ewing, Konawaena vs. Radford, 11/14/2015 (Div. 2)
- 5 Chevan Cordeiro, Saint Louis vs. Mililani, 11/10/2017 (Div. 1-Open)
- [CH] 7 McKenzie Milton, Mililani vs. Punahou, 11/21/2014 (Div. 1)
- 5 Reece Foy, Iolani vs. Kaimuki, 11/26/2010 (Div. 2)
- 5 Reece Foy, Iolani vs. Lahainaluna, 11/23/2012 (Div. 2)

Best Completion Percentage

- [QF] (Min. 10 att.) .818 Montana Liana, Farrington vs. Maui, 11/07/2014 (9-11) (Div. 1)
- (Min. 10 att.) .722 Keahi Raikes, KS Maui vs. Kauai, 11/18/2005 (13-18) (Div. 2)
- (Min. 30 att.) .757 Taulia Tagovailua, Kapolei vs. Punahou, 11/5/2016 (28-37) (Div. 1-Open)
- (Min. 30 att.) .750 Isaac Hurd, Campbell vs. Hilo, 11/08/2013 (27-36) (Div. 1)
- (Min. 30 att.) .750 Andrew Manley, Leilehua vs. Baldwin, 11/21/2008 (24-32) (Div. 1)
- [SF] (Min. 10 att.) .895 Marcus Mariota, Saint Louis vs. Leilehua, 11/19/2000 (17-19) (Div. 1)
- (Min. 10 att.) .866 Tua Tagovailoa, Saint Louis vs. Waianae, 11/11/2016 (13-15) (Div. 1)
- (Div. 1-Open)
- (Min. 20 att.) .741 McKenzie Milton, Mililani vs. Farrington, 11/15/2014 (20-27) (Div. 1)
- (Min. 20 att.) .708 Jayden DeLaura, Saint Louis vs. Kahuku, 11/16/2018 (17-24)
- (Div. 1-Open)
- (Min. 30 att.) .733 Treston McMillan, Mililani vs. Campbell, 11/17/2023 (33-45) (Div. 1-Open)
- (Min. 30 att.) .692 Austin Jim On, Iolani vs. Kauai, 11/16/2013 (27-39) (Div. 2)
- [CH] (Min. 10 att.) .875 Austin Jim On, Iolani vs. Lahainaluna, 11/21/2014 (21-24) (Div. 2)
- (Min. 10 att.) .739 Marcus Mariota, Saint Louis vs. Waianae, 11/26/2010 (17-23) (Div. 1)
- (Min. 20 att.) .625 Dillon Gabriel, Mililani vs. Iolani, 11/18/2016 (20-32) (Div. 1)
- (Min. 30 att.) .733 Jarrett Arakawa, Iolani vs. Kauai, 12/5/2009 (22-30) (Div. 2)

Most Consecutive Completions

- [QF] 8 Timmy Chang, Saint Louis vs. Waianae, 11/19/1999 (8 to start game) (Div. 1)
- [SF] 10 Jason Mariteragi, Kahuku vs. Campbell, 12/18/2021 (10 to start game) Div. 1-Open)
- [CH] 12 Kualau Manuel, Iolani vs. Lahainaluna, 12/23/2021 (started 1-4, finished 12-12) (Div. 1)

Longest Scoring Pass

- [QF] 81 Kealii Perbera to Desmond Hanohano, Saint Louis vs. Mililani, 11/21/2003 (Div. 1)
- [SF] 92 Kelika Higa to Daniel Inferrera, Saint Louis vs. Waianae, 11/24/2000 (Div. 1)
- 88 Brandon Lopes to Graen Enriques, Waianae vs. Saint Louis, 11/24/2000 (Div. 1)
- [CH] 95 Chevan Cordeiro to Mitchell Quinn, Saint Louis vs. Kahuku, 11/18/2017 (Div. 1-Open)
- 86 Jayden deLaura to Roman Wilson, Saint Louis vs. Kahuku, 11/29/2019 (Div. 1-Open)
- 79 Marcus Mariota to Jeremy Tabuyo, Saint Louis vs. Waianae, 11/26/2010 (Div. 1)
- 78 Quintin Iriarte to Thomas Reid, Radford vs. Konawaena, 11/20/2015 (Div. 2)
- 78 Kylan Miyasato to Guyson Ogata, Hilo vs. Iolani, 11/29/2019 (Div. 1)

Longest Non-scoring Pass

- [QF] 87 Bobby George to Ross Dickerson, Saint Louis vs. Castle, 11/17/2000 (Div. 1)
- [SF] 55 Ty McCutcheon to Zion White, Punahou vs. Kahuku, 11/17/2023 (Div. 1-Open)
- 53 Makana Kamaka-Brayce to Keegan Gantala, KS Maui vs. Waimea, 11/25/2023 (Div. 2)
- 51 Chevan Cordeiro to Mitchell Quinn, Saint Louis vs. Mililani, 11/10/2017 (Div. 1-Open)
- [CH] 48 Cayman Shutter to Robert Toma, Punahou vs. Leilehua, 12/5/2008 (Div. 1)
- 48 Jayden deLaura to Roman Wilson, Saint Louis vs. Mililani, 11/24/2018 (Div. 1-Open)
- 47 Jarrett Arakawa to T Tulonghari, Iolani vs. Kauai, 12/04/2009 (Div. 2)
- 46 Kelika Higa to Ross Dickerson, Saint Louis vs. Kahuku, 12/1/2000 (Div. 1)

Most Receptions

- [QF] 12 Gerald Welch, Saint Louis vs. Waianae, 11/19/1999 (Div. 1)
- 10 Jason Rivers, Saint Louis vs. Farrington, 11/22/2002 (Div. 1)
- 10 Matt Bell, Farrington vs. Saint Louis, 11/22/2002 (Div. 1)
- 10 Jeremiah Andrade, Leilehua vs. Baldwin, 11/12/2010 (Div. 1)
- [SF] 16 Jansen York, Moanalua vs. Iolani, 11/23/2019 (Div. 1)
- 14 Fred Padrones, Leilehua vs. Saint Louis, 11/19/2010 (Div. 1)
- 13 Dalton Hilliard, Punahou vs. Farrington, 11/28/2008 (Div. 1)
- 13 Jonah Miyazawa, Iolani vs. Lahainaluna, 11/03/2017 (Div. 2)
- 13 Eric Stephens, Waipahu vs. Farrington, 11/18/2023 (Div. 1)
- [CH] 11 Miah Ostrowski, Punahou vs. Kahuku, 12/02/2005 (Div. 1)
- 11 Chancey Mariani-Louis, Konawaena vs. Lahainaluna, 11/18/2017 (Div. 2)
- 9 Matt Silverstein, Punahou vs. Leilehua, 12/05/2008 (Div. 1)
- 9 Edieson Dumlao, Leilehua vs. Punahou, 12/05/2008 (Div. 1)
- 9 Chance Beyer, Saint Louis vs. Kahuku, 11/18/2017 (Div. 1-Open)

Most Yards Receiving

- [QF] 307 Desmond Hanohano, Saint Louis vs. Mililani, 11/21/2003 (Div. 1)
- 213 Andrew Vallasdares, Mililani vs. Baldwin, 11/04/2016 (Div. 1)
- 198 Jeremiah Andrade, Leilehua vs. Baldwin, 11/12/2010 (Div. 1)
- [SF] 307 Mitchell Quinn, Saint Louis vs. Mililani, 11/10/2017 (Div. 1-Open)
- 233 Kawai Phifer, Leilehua vs. Mililani, 11/11/2016 (Div. 1)
- 229 Kanawai Noa, Punahou vs. Mililani, 11/16/2012 (Div. 1)
- 224 Rocky Keawekane, KS Maui vs. Radford, 11/26/2005 (Div. 2)
- [CH] 171 Roman Wilson, Saint Louis vs. Kahuku, 11/29/2019 (Div. 1-Open)
- 152 Jonah Panoke, Saint Louis vs. Kahuku, 11/18/2017 (Div. 1-Open)
- 148 Roman Wilson, Saint Louis vs. Mililani, 11/24/2018 (Div. 1-Open)
- 147 Robby Toma, Punahou vs. Leilehua, 12/05/2008 (Div. 1)

Most Yards per Reception

- [QF] (min. 3) 53.7 Fakaloloma Olevao, Kahuku vs. Konawaena, 11/19/1999 (3-161) (Div. 1)
- (min. 5) 42.6 Andrew Vallasdares, Mililani vs. Baldwin, 11/04/2016 (5-213) (Div. 1)
- (min. 10) 19.8 Jeremiah Andrade, Leilehua vs. Baldwin, 11/12/2010 (10-198) (Div. 1)
- [SF] (min. 3) 56.0 Rocky Keawekane, KS Maui vs. Radford, 11/26/2005 (4-224) (Div. 2)
- (min. 3) 38.4 Mitchell Quinn, Saint Louis vs. Mililani, 11/10/2017 (8-307) (Div. 1-Open)
- (min. 5) 38.4 Mitchell Quinn, Saint Louis vs. Mililani, 11/10/2017 (8-307) (Div. 1-Open)
- [CH] (min. 3) 44.7 Reid Furukawa, Iolani vs. Lahainaluna, 12/01/2007 (3-134) (Div. 2)
- (min. 3) 33.7 Jonah Panoke, Saint Louis vs. Kahuku, 11/19/2016 (3-101) (Div. 1-Open)
- (min. 5) 26.2 Mitchell Quinn, Saint Louis vs. Kahuku, 11/18/2017 (5-131) (Div. 1-Open)

Most Touchdown Receptions

- [QF] 4 Desmond Hanohano, Saint Louis vs. Mililani, 11/21/2003 (Div. 1)
- 4 Andrew Vallasdares, Mililani vs. Baldwin, 11/04/2016 (Div. 1)
- 4 Jaymin Saron, Kapolei vs. Punahou, 11/05/2016 (Div. 1-Open)
- [SF] 5 Mitchell Quinn, Saint Louis vs. Mililani, 11/10/2017 (Div. 1-Open)
- 3 Jason Rivers, Saint Louis vs. Kailua, 11/23/2001 (Div. 1)
- 3 Rocky Keawekane, KS Maui vs. Radford, 11/26/2005 (Div. 2)
- 3 Fred Padrones, Leilehua vs. Saint Louis, 11/19/2010 (Div. 1)
- 3 Kalakaua Timoteo, Mililani vs. Saint Louis, 11/13/2015 (Div. 1)
- 3 Ronson Young, Saint Louis vs. Waianae, 11/11/2016 (Div. 1-Open)
- [CH] 4 Kalakaua Timoteo, Mililani vs. Punahou, 11/21/2014 (Div. 1)

Most Total Offensive Plays

- [QF] 63 Jordan Taamu, Pearl City vs. Kapaa, 11/8/2014 (15 rush, 48 pass) (Div. 2)
- 51 AJ Tuifua, Damien vs. Farrington, 11/11/2023 (9 rush, 42 pass) (Div. 1)
- [SF] 68 RJ Javar, Moanalua vs. Iolani, 11/23/2019 (12 rush, 56 pass) (Div. 1)
- 66 Tai-John Mizutani, Iolani vs. Lahainaluna, 11/03/2017 (Div. 2)
- [CH] 80 Austin Ewing, Konawaena vs. Lahainaluna, 11/18/2017 (Div. 2)
- 66 Dillion Gabriel, Mililani vs. Saint Louis, 11/24/2018 (22 rush, 44 pass) (Div. 1-Open)
- 64 Chevan Cordeiro, Saint Louis vs. Kahuku, 11/18/2017 (20 rush, 44 pass) (Div. 1-Open)

Most Total Offensive Yards

- [QF] 350 Taulia Tagovailoa, Kapolei vs. Punahou, 11/05/2016 (-17 rush, 367 pass) (Div. 1-Open)
- 346 Marcus Faufata-Pedrina, Damien vs. Konawaena, 11/07/2015 (50 rush, 296 pass) (Div. 2)
- [SF] 632 Chevan Cordeiro, Saint Louis vs. Mililani, 11/10/2017 (104 rush, 528 pass) (Div. 1-Open)
- 435 RJ Javar, Moanalua vs. Iolani, 11/23/2019 (65 rush, 368 pass) (Div. 1)
- 420 Tai-John Mizutani, Iolani vs. Lahainaluna, 11/03/2017 (130 rush, 290 pass) (Div. 2)
- [CH] 459 McKenzie Milton, Mililani vs. Punahou, 11/21/2014 (38 rush, 421 pass) (Div. 1)
- 459 Chevan Cordeiro, Saint Louis vs. Kahuku, 11/18/2017 (19 rush, 440 pass) (Div. 1-Open)

Most Points Responsible (Total Offense)

- [QF] 48 Timmy Chang (Saint Louis) vs. Waianae, 11/19/1999 (8 TD pass) (Div. 1)
- [SF] 30 Larry Tuileta, Punahou vs. Mililani, 11/16/2012 (5 TD passes) (Div. 1)
- 30 Larry Tuileta, Punahou vs. Farrington, 11/15/2013 (5 TD passes) (Div. 1)
- [CH] 42 McKenzie Milton, Mililani vs. Punahou, 11/21/2014 (7 pass) (Div. 1)

Most Points Scored

- [QF] 36 Kekoa Crowell, Kauai vs. Pac-Three, 11/19/2004 (6 touchdowns) (Div. 2)
- [SF] 32 Austin Ewing, Konawaena vs. Radford, 11/14/2015 (5 passing, 2 PAT) (Div. 2)
- 30 Mitchell Quinn, Saint Louis vs. Mililani, 11/10/2017 (5 rec.) (Div. 1-Open)
- [CH] 36 Solomone Malafu, Kapaa vs. KS Maui, 12/30/2021 (4 rush, 6 2-PAT) (Div. 2)
- 30 Joshua Tihada, Lahainaluna vs. Konawaena (7OT), 11/18/2017 (5 rush) (Div. 2)
- 30 Reece Foy, Iolani vs. Kaimuki, 11/26/2010 (5 pass) (Div. 2)
- 30 Reece Foy, Iolani vs. Lahainaluna, 11/23/2012 (5 pass) (Div. 2)

Most Points Kicking

- [QF] 11 Matt Sai, Kaiser vs. Konawaena, 11/9/2013 (8 PAT, 1 FG) (Div. 2)
- 6 Haa Bento, Saint Louis vs. Castle, 11/17/2000 (6-6) (Div. 1)
- 6 Mike Houar, Saint Louis vs. Aiea, 11/16/2001 (6-7) (Div. 1)
- [SF] 11 Jacob Tobias, Saint Louis vs. Mililani, 11/10/2017 (5 PAT, 2 FG) (Div. 1-Open)
- 10 Jared Rochas-Islas Lahainaluna vs. KS Hawaii, 11/14/2014 (7 PAT, 1 FG) (Div. 2)
- [CH] 15 Pablo Rico, Lahainaluna vs. Konawaena, 11/18/2017 (9 PAT, 2 FG) (Div. 2)
- 14 Charles Santiago, Saint Louis vs. Kahuku, 12/5/2003 (2 PAT, 4 FG) (Div. 1)

Most Field Goals

- [QF] 2 Michael Donohoo, Baldwin vs. McKinley 11/22/2002 (Div. 1)
2 Journey DePeralta, Roosevelt vs. KS Hawaii, 11/10/2023 (Div. 2)
- [SF] 3 Cameron Mercado, Kahuku vs. Farrington, 11/27/2009 (Div. 1)
3 Anatello Flores, Lahainaluna vs. Konawaena, 12/17/2021 (att. 5) (Div. 1)
- [CH] 4 Charles Santiago, Saint Louis vs. Kahuku, 12/5/2003 (Div. 1)

Longest Field Goal

- [QF] 45 Michael Donohoo, Baldwin vs. McKinley 11/22/2002 (Div. 1)
43 Timothy Momiyama, Leilehua vs. Kealakehe, 11/11/2011 (Div. 1)
41 Tyler Yates, Kealakehe vs. Waianae, 11/12/2010 (Div. 1)
- [SF] 49 Brandon Puckett, Aiea vs. Lahainaluna, 11/28/2003 (Div. 2)
49 Cameron Mercado, Kahuku vs. Farrington, 11/27/2009 (Div. 1)
- [CH] 55 Chysen Lagunes-Rapozo, Kapaa vs. Lahainaluna, 11/24/2018 (Div. 2)
55 Keanu Keolanui, Hilo vs. Iolani, 11/29/2019 (Div. 1)
53 Jet Toner, Punahou vs. Mililani, 11/21/2014 (Div. 1)
47 Keanu Keolanui, Hilo vs. Iolani, 11/29/2019
45 Waiola Manuel, Iolani vs. Hilo, 11/29/2019 (Div. 1)
45 Chysen Lagunes-Rapozo, Kapaa vs. Lahainaluna, 11/24/2018 (Div. 2)

Most Two-Point Conversions

- [QF] 3 Anieli Talaesai, Waipahu vs. Kapaa, 11/11/2022 (3 runs) (Div. 1)
2 Brenton Harbottle, Kailua vs. Waiakea, 11/16/2001 (Div. 1)
2 Nathan Pele-Tukumoeatu, Nanakuli vs. Pac-5, 11/12/2022 (Div. 2)
- [SF] 1 on three occasions – Last by Mililani vs. Saint Louis, 12/18/2021 (Div. 1-Open)
- [CH] 6 Solomone Malafu, Kapaa vs. KS Maui, 12/30/2021 (att. 6) (Div. 2)

Longest Kickoff Return

- [QF] 91 Kaleikaumaka Akagi, Leilehua vs. Baldwin, 11/15/2019 (TD) (Div. 1)
89 Nainoa Aguiar, Roosevelt vs. KS Hawaii, 11/10/2023 (Div. 2)
- [SF] 97 Ani Isumu, Farrington vs. Punahou, 11/28/2008 (Div. 1)
92 BJ Batts, Saint Louis vs. Baldwin, 11/28/2003 (Div. 1)
- [CH] 99 BJ Batts, Saint Louis vs. Castle, 12/6/2002 (TD) (Div. 1)
94 Jaylen Mitchell, Waianae vs. Saint Louis, 11/26/2010 (TD) (Div. 1)
92 Keona Tam, Waimea vs. KS Maui, 11/25/2023 (Div. 2)

Longest Punt

- [QF] 67 Joshua May, Waimea vs. Kahuku, 11/17/2000 (Div. 1)
- [SF] 64 Zyon Faleiva, Waipahu vs. Iolani, 11/19/2022 (Div. 1)
61 Colby Octavio, Waimea vs. Saint Louis, 11/26/1999 (Div. 1)
60 Caleb Garcia, Kaiser vs. KS Maui, 12/22/2021 (Div. 2)
- [CH] 70 Waiola Manuel, Iolani vs. Hilo, 11/29/2019 (Div. 1)
59 Davyn Joseph, Mililani vs. Kahuku, 11/24/2023 (Div. 1-Open)
58 Isaac Harbottle, Saint Louis vs. Kahuku, 12/4/1999 (Div. 1)

Best Punting Average

- [QF] 64.0 Joshua May, Waimea vs. Kahuku, 11/17/2000 (2 attempts) (Div. 1)
- [SF] 46.0 Cy Kuboyama-Hayashi, Mililani vs. Saint Louis, 11/11/2016 (Div. 1-Open)
- [CH] 45.0 Trevyn Tulonghar, Iolani vs. Kauai, 12/4/2009 (1 punt) (Div. 2)
45.0 Ikaia Bernardino, Saint Louis vs. Kahuku, 11/19/2016 (Div. 1-Open)

Longest Punt Return

- [QF] 74 Jared Suzui, Castle vs. Hawaii Prep, 11/22/2002 (TD) (Div. 1)
- 72 Miah Ostrowski, Punahou vs. Aiea, 11/19/2005 (Div. 1)
- 60 Torian Taulogo, Kahuku vs. Kauai, 11/21/2003 (Div. 1)
- [SF] 71 Ikaika Ho, Castle vs. McKinley, 11/29/2002 (Div. 1)
- [CH] 48 Aaron Francisco, Kahuku vs. Saint Louis, 12/4/1999 (Div. 1)
- 43 Lake Casco, Lahainaluna vs. Iolani, 11/30/2007 (Div. 2)

Most Interceptions

- [QF] 3 Jerome Lilio, Pac-Five vs. Kaimuki, 11/10/2023 (Div. 2)
- 2 Kekoa Reyes, Waianae vs. Maui, 11/17/2000 (Div. 1)
- [SF] 3 Keola Vilorina, Mililani vs. Campbell, 11/16/2018 (Div. 1-Open)
- [CH] 3 Korvin Feagins, Saint Louis vs. Mililani, 11/24/2018 (Div. 1-Open)
- 2 Sean McFadden, Punahou vs. Leilehua, 12/5/2008 (Div. 1)
- 2 Stokes Botelho, Kahuku vs. Saint Louis, 11/20/2015 (Div. 1)

Longest Interception Return

- [QF] 88 Sean Ouchie, Radford vs. Kauai, 11/21/2008 (Div. 2)
- 85 Julyan Mebane, Leilehua vs. Baldwin, 11/15/2019 (TD) (Div. 1)
- 47 Aaron Francisco, Kahuku vs. Waimea, 11/17/2000 (Div. 1)
- 46 Gabriel Vierra, Saint Louis vs. Mililani, 11/21/2003 (Div. 1)
- [SF] 74 Robert Toma, Punahou vs. Farington, 11/28/2008 (TD) (Div. 1)
- 70 Lawai'alani Brown, Saint Louis vs. Mililani, 11/22/2019 (TD) (Div. 1-Open)
- 58 Dayne Nohara, Saint Louis vs. Baldwin, 11/28/2003 (TD) (Div. 1)
- [CH] 96 Nicholas Herbig, Saint Louis vs. Kahuku, 11/20/2019 (TD) (Div. 1-Open)
- 83 Ty Purcell-Apana, Mililani vs. Punahou, 11/21/2014 (TD) (Div. 1)
- 67 Stokes Botelho, Kahuku vs. Saint Louis, 11/20/2015 (Div. 1)
- 46 Stokes Botelho, Kahuku vs. Saint Louis, 11/20/2015 (Div. 1)

Longest Fumble Return

- [QF] 70 Chris Aiwohi-Kegler, KS Hawaii vs. Moanalua, 11/18/2005 (Div. 2)
- 42 Glen Kuresa, Lahainaluna vs. Mililani, 11/19/2004 (Div. 1)
- 39 Shepherd Kekahuna, Roosevelt vs. KS Hawaii, 11/15/2019 (Div. 1)
- 27 Raymond Taumalolo, Kaimuki vs. Hilo, 11/17/2000 (Div. 1)
- [SF] 82 Micah Wily, Kahuku vs. Waianae, 11/26/2005 (Div. 1)
- 70 Naia Nakamoto, Maui vs. Hilo, 11/9/2018 (Div. 1)
- [CH] 74 Jordan Botelho, Saint Louis vs. Mililani, 11/24/2018 (TD) (Div. 1-Open)
- 65 Keawe Navas Loa, Konawaena vs. Waipahu, 11/25/2023 (Div. 1)
- 38 Randen Abalo, King Kekaulike vs. Kauai, 11/24/2006 (Div. 2)

OIA's Waianae vs. ILH's St. Louis

Prep Title at Stake Tonight

By Jim Easterwood
Star-Bulletin Writer

Key matchups — both offensively and defensively — may decide tonight's first annual Oahu Prep Bowl game between St. Louis and Waianae at Honolulu Stadium.

A near sellout crowd of 22,000 is expected for the 8 p.m. game to see if Waianae, the Oahu Interscholastic Association champion, can stop the high-powered offensive machine of the Saints. The Saints won the Interscholastic League of Honolulu title in a come-from-behind win over Punahou.

AN IMPORTANT key for the Seariders will be if

they can stop Brian Cabral, the 205-pounder who rates as one of Ron Marciel's top college prospects.

But it won't be an offense that Cabral will hang tough. The hard-nosed senior line backer is expected to key on Waianae's Mike Vierra—who ramblided for 1,041 yards in OIA West play—just as he did on Punahou's Mosi Tatupu in back-to-back games.

Cabral was outstanding in the first game, but the Puns picked him up much better last Saturday.

"If Marciel plays his tight 5-3 defense it's hard to get to Cabral—you have to use your outside man to block him—but if it's a

lose 5-3 then a guard or tackle can do the job," said Punahou Coach Dave Eldredge.

THERE IS some speculation that Waianae Coach Larry Ginoza might utilize Vierra more as a passing threat to cut down the effectiveness of Cabral. Vierra, a quick, hard-hitting tail back in the mold of ex-St. Louis star Gary Campbell, has fine hands and could be effective on screens or short, flat tosses out of the backfield from quarterback Victor Humalon.

"I still suspect Waianae will stick to the ground game... they haven't thrown more than 8-10

times in games I've seen them," said Eldredge.

There's little doubt about the Saints' strategy—a wide-open game featuring a lot of traps with Ed Kini, the "mini menace," counter plays and reverses with fleet Steve Wilson, and the biggest threat of all—short, timed passes to Wilson and Jimmy Pekelo.

THIS IS where Waianae's secondary of Jordan Amas and Bob Lubguban at cornerbacks, Peyton Saroni on free safety and Cory Caminos at strong safety get their severest test to date.

"Wilson is the key to the game—Kini has been fairly well contained of late

but his those quick passes from (Vince) Passas that you have to watch. Waianae has been effective with its pass rush on drop back passers but Passas' timed passes could negate their rush," said Eldredge.

Ginoza, who is pleased with his secondary, utilizes a zone defense and doesn't plan on overcompensating for the fleet Wilson, a 10.1 lad for the century, who caught 29 passes for 429 yards in regular season play.

"WE'RE GOING to have to challenge him at times," said Ginoza. Amas, a strong tackler, may take the Saint speedster step-for-step at times.

"We have to play great

defense to beat them—we have to be near perfect," said Ginoza.

This means that ends Barry Castellano and William Pimental, tackles Louis Hema and Jeff Kanui and linebackers Afa Tualo and Dan Achuela have to do the job.

The Saints' defense—perhaps their strongest at the end of the season—also will need yeoman work from tackle Harris Matushima, middle guard Edmund Copp, end David Levy and linebacker Gary Kama. Brian Hanawahine and Al Fernandez head up the secondary that just might get more of a look from Humalon that Eldredge thinks—and quickly, too.



Steve Wilson



Mike Vierra

Beats St. Louis, 6-0, in Playoff

Waianae-Tops in Prep Football

By Jim Easterwood

Star-Bulletin Writer
The private schools—St. Louis included—may be able to take some kids out of Waianae in the future but it's going to be hard to take Waianae out of the kids after last night's first Oahu Prep Bowl.

Not after Waianae's big win—the biggest ever for

Coach Larry Ginoza—over St. Louis before 20,000 fans at Honolulu Stadium.

"This is a big game, recruiting wise, for us," said Ginoza after the stirring 6-0 win over the battling Saints. "It should help us keep some of these kids here."

And it should. It's doubtful if there has been any-

thing like the Seariders' win in terms of team pride and community spirit. You could see it in the faces of the Waianae kids as they

tossed orange juice around and hosed down Ginoza and his dedicated coaching staff of Ken Maedo, Dennis Miyagi, Harry Mitsui and Dick Englar.

THEY BELIEVE in their coaches just as the Saints believe in Ron Marciel and his band of coaches.

"If I were going to lose, there's no guy I'd rather lose to than Ron Marciel—he did a great job and we beat a great football team," Ginoza said. Defense—against the

run and pass—ball control, a cool-headed quarterback (Victor Humalon) who shook off a touch of madness, and a gamble that misfired—the differences in the game as the OIA went one-up over the ILH in the series.

HUMALON, who was rushing his passes too much at first, hit William Pimental with a 11-yard pass with 1:20 left in the game for the only score as Waianae handed the Saints a rare shutout.

"When's the last time a Marciel team got blanked?" asked Ginoza. "It was a great defensive effort."

Marciel's gamble came with three minutes to play and the Saints facing a fourth-and-five on their own 45. However, instead of punting and hoping for a break, the Saints went for it and quarterback Vince Passes' pass went awry.

"I CAN'T fault him. He was going for the win," said Ginoza on Marciel's gamble. "I would have done the same thing myself."

Humalon, who had missed an easy touchdown earlier when his tackle-eligible pass to Hansel Kane—wide open at the goal line—coolly was overthrown, then coolly marched the Seariders to the winning touchdown.

He hit Milton Bradley for 13 yards and Wally Yeager for seven, kept for three himself, and then hit Bob Lubguban for seven to the 15. Humalon was off target to Bradley before Mike Vierra picked up a first down at the Pimental-Humalon connected with

Pimental on the next play over Al Fernandez for the score.

"When you play a man-to-man you risk someone getting the jump. Those two were evenly matched but our guy just got beat," said Marciel, a gracious loser.

"In a game like this there's always going to be a loser and in this case it was us. We have nothing to be ashamed of since Waianae is a great ballclub."

THE SAINTS, despite racking up 147 yards in the air with Passas hitting on 10 of 27 attempts, never really threatened in the game. Their deepest penetrations were to the Waianae 36 in the first half and to the 23—in the last play of the game (a 25-yard screen pass from Passas to Ed Kini) in the second half.

You just can't throw with the type of field position we had. The reason was Waianae's ball control. They cut off our offense with it and, besides, Waianae plays a good zone and without field position it's tough to succeed against it," Marciel said.

That tough zone was Jordan Amas and Bob Lubguban at cornerbacks with Peyton Saroni and Cory Caminos at safety. Honed to a fine edge by their own quarterback—Humalon—in practice, the secondary did the job as Steve Wilson, the Saints' speedster, was held to two catches for 23 yards.

MEANWHILE, the Seariders—who marched to the 17 and 15-yard lines in the first half on the heroics of Vierra, who racked up 103 yards in 28 carries—

Star-Bulletin

SPORTS

Jim Hackleman
Sports Editor

Section
B

Saturday, November 24, 1973

exercised ball control for the most part.

They also kept the clock moving for most of the third quarter, driving 84 yards in 14 plays with Vierra's 30-yard run to the 13 the key play. But then Humalon's fourth-down pass to Kane ended the threat.

"We played a normal 5-3 defense but I think (Brian) Cabral did a good job on Vierra. He wasn't keying on him but after two weeks of keying on Mosi Tatupu of Punahou I think he naturally concentrated more on Vierra. Sometimes he over committed and it hurt us. But over-all I think our defense did a good job," Marciel said.

GINOZA AGREED as did the Seariders who credited the Saints with being a hardnosed team.

"Cabral, that No. 60 (linebacker Gary Kama) and (Harris) Matushima were really tough," said Ginoza. "They forced us to run away from our tight end side."

Vierra, who credited the offensive line with a great

job—especially in picking up the Saint stunts—also praised Cabral.

"He's really tough. When I ran to the right he had a good angle at me."

Waianae—tough on the sweeps of Kini—forced the Saints' running game inside with Barry Castellano and Louis Hema doing brilliant jobs. Kini managed just 44 yards in 16 carries.

WAIANAE	0	0	0	6-0
ST. LOUIS	0	0	0	0-0

WAL—Pimental, 12 pass from Humalon. (OIA failed)

Individual Statistics
Rushing—Waianae: Vierra 36, Yeager 4.0, Bradley 2.6, Pimental 1.2, St. Louis: Wilson 2.3, Matushima 2.5, Marciel 1.3, Hema 1.0, Kini 1.4

Receiving—Waianae: Vierra 4 (17), Yeager 4.0, Bradley 2.6, Pimental 1.2, St. Louis: Wilson 2.3, Matushima 2.5, Marciel 1.3, Hema 1.0, Kini 1.4

Blocked Tackles—Waianae: Castellano 3, Kama 1, Lubguban 2, Tualo 2, Saroni 1, Hema 1, Achuala 1, St. Louis: Wilson 2.3, Matushima 2.5, Marciel 1.3, Hema 1.0, Kini 1.4

Assisted Tackles—Waianae: Castellano 3, Kama 1, Lubguban 2, Tualo 2, Saroni 1, Hema 1, Achuala 1, St. Louis: Wilson 2.3, Matushima 2.5, Marciel 1.3, Hema 1.0, Kini 1.4



WINNING TD—Waianae's Victor Humalon (10 above) goes back to pass as tight end William Pimental (85) begins to make his cut on St. Louis defensive back Al Fernandez (49). Pimental (left) reaches up to take the toss a few steps ahead of Fernandez in the end zone to complete the 11-yard touchdown play for the lone score of the game. —Photos by Bob Young.

Oahu Prep Bowl (1973-1998)

OAHU PREP BOWL YEAR-BY-YEAR CHAMPIONS

YEAR	CHAMPION	LEAGUE	COACH	SCORE	RUNNER-UP	SITE	ATTENDANCE
1998	Saint Louis (14)	ILH	Cal Lee	28-20	Kahuku (OIA)	Aloha Stadium	20,959
1997	Saint Louis (13)	ILH	Cal Lee	27-0	Waianae (OIA)	Aloha Stadium	23,973
1996	Saint Louis (12)	ILH	Cal Lee	7-0	Waianae (OIA)	Aloha Stadium	16,094
1995	Saint Louis (11)	ILH	Cal Lee	27-26	Kahuku (OIA)	Aloha Stadium	29,129
1994	Saint Louis (10)	ILH	Cal Lee	26-20	Kahuku (OIA)	Aloha Stadium	25,838
1993	Saint Louis (9)	ILH	Cal Lee	37-22	Kahuku (OIA)	Aloha Stadium	21,114
1992	Saint Louis (8)	ILH	Cal Lee	35-7	Waianae (OIA)	Aloha Stadium	19,202
1991	Saint Louis (7)	ILH	Cal Lee	36-6	Waianae (OIA)	Aloha Stadium	21,169
1990	Saint Louis (6)	ILH	Cal Lee	38-3	Farrington (OIA)	Aloha Stadium	29,362
1989	Saint Louis (5)	ILH	Cal Lee	35-18	Kahuku (OIA)	Aloha Stadium	22,219
1988	Saint Louis (4)	ILH	Cal Lee	49-7	Waianae (OIA)	Aloha Stadium	18,752
1987	Saint Louis (3)	ILH	Cal Lee	35-0	Waianae (OIA)	Aloha Stadium	17,029
1986	Saint Louis (2)	ILH	Cal Lee	49-6	Waianae (OIA)	Aloha Stadium	15,922
1985	Pac-Five (2)	ILH	Don Botelho	56-7	Waianae (OIA)	Aloha Stadium	16,894
1984	Leilehua	OIA	Hugh Yoshida	10--0	Saint Louis (ILH)	Aloha Stadium	27,499
1983	Saint Louis	ILH	Cal Lee	15-12	Nanakuli (OIA)	Aloha Stadium	27,665
1982	Pac-Five	ILH	Don Botelho	14-7	Waianae (OIA)	Aloha Stadium	24,090
1981	Radford	OIA	John Velasco	14-2	Saint Louis (ILH)	Aloha Stadium	22,235
1980	Iolani Waianae (4)	ILH/OIA	Eddie Hamada Larry Ginoza	7-7 (tie)		Aloha Stadium	31,484
1979	Kaiser	OIA	Ron Lee	27-7	Kamehameha (ILH)	Aloha Stadium	26,619
1978	Waianae (3)	OIA	Larry Ginoza	14-6	Kamehameha (ILH)	Aloha Stadium	32,812
1977	Waianae (2)	OIA	Larry Ginoza	27-6	Punahou (ILH)	Aloha Stadium	30,793
1976	Kamehameha (3)	ILH	Cal Chai	46-6	Radford (OIA)	Aloha Stadium	26,666
1975	Kamehameha (2)	ILH	Cal Chai	20-14	Waianae (OIA)	Aloha Stadium	30,201
1974	Kamehameha	ILH	Cal Chai	20-19	Leilehua (OIA)	Honolulu Stadium	11,955
1973	Waianae	OIA	Larry Ginoza	6-0	Saint Louis (ILH)	Honolulu Stadium	18,717

Saint Louis 28, Kahuku 20 (Attendance: 20,959)
 Friday, Nov. 28, Aloha Stadium

	1	2	3	4		Total
Saint Louis	7	7	7	7	—	28
Kahuku	0	6	0	14	—	20

Saint Louis: Isaac Rodrigues 34 pass from Timmy Chang (Mark Lau kick)
 Saint Louis: Noah Campbell 4 run (Lau kick)
 Kahuku: Allen Foster 6 pass from Wayne Fonoimoana (kick failed)
 Saint Louis: Jovastin Murray-Thornton blocked punt recovery in end zone (Lau kick)
 Saint Louis: Gerald Welch 68 pass from Chang (Lau kick)
 Kahuku: Thomas Thompson 9 pass from Fonoimoana (pass failed)
 Kahuku: Kaipō Fiatoa 6 run (Fiatoa run)

Rushing —

Saint Louis: Chang 5-8, Campbell 13-38, Damien Cole 8-16, Welch 2-14, Pesefea Fiaseu 1-3.
 Kahuku: Talamoni Talamoni 2-2, Andreas Manumaleuna 14-38, Fonoimoana 13-49, Fiatoa 8-33, Kala Latuselū 4-7.

Passing —

Saint Louis: Chang 15-27-0-253.
 Kahuku: Fonoimoana 17-33-1-186.

Receiving —

Saint Louis: Layton Alivado 2-13, Welch 5-107, Kauī Ho 2-(-4), Kanale George 2-50, Issac Rodrigues 3-74; Cole 1-13.
 Kahuku: Allen Foster 5-45, Thompson 3-29, William 3-42, Orlando Wong 3-57, Manu 1-(-3), Fiatoa 1-9.

The Honolulu Advertiser

SPORTS

Saturday, November 28, 1998 •
 Sports Editor: Dave Kago, 525-8040
 E-mail: tkosport@hawaii.com

Wahine romp to WAC final

No. 7 Hawaii plays No. 6 BYU for title
 By Ann Miller
 ADV Staff Writer

LAS VEGAS — Sun Jose Siste covered an volleyball target practice for seventh-ranked University of Hawaii last night. In today's Western Athletic Conference Tournament championship, sixth-ranked Brigham Young wears the blue halter.

On the air
 8PM
 12PM
 12:30 PM
 12:45 PM
 1:15 PM
 1:30 PM
 1:45 PM
 2:00 PM
 2:15 PM
 2:30 PM
 2:45 PM
 3:00 PM
 3:15 PM
 3:30 PM
 3:45 PM
 4:00 PM
 4:15 PM
 4:30 PM
 4:45 PM
 5:00 PM
 5:15 PM
 5:30 PM
 5:45 PM
 6:00 PM
 6:15 PM
 6:30 PM
 6:45 PM
 7:00 PM
 7:15 PM
 7:30 PM
 7:45 PM
 8:00 PM
 8:15 PM
 8:30 PM
 8:45 PM
 9:00 PM
 9:15 PM
 9:30 PM
 9:45 PM
 10:00 PM
 10:15 PM
 10:30 PM
 10:45 PM
 11:00 PM
 11:15 PM
 11:30 PM
 11:45 PM
 12:00 AM

The Wahine routed the Spartans under a barrage of blocks and heat-seeking swarms. 15-1, 15-7, 15-12, last night for their 15th consecutive victory. BYU defeated UNLV, 15-12, 15-10, 15-6 in the other semifinal.

The matches were watched by a Rainbow-based MGA Grand Garden crowd of 2,363. All were wowed by 800 per cent. On the Wahine started this week.

So far, the teams have been happy. But that's soon set in Hawaii's previous two WAC Tournaments, then it lost to BYU in the final. With the Cougars breaking away from the WAC next fall, this is Hawaii's last shot.

"The rivalry builds every year," BYU All-American Korie Higgins said. "With the split, it just intensifies."

The Wahine (28-2) warmed up by overwhelming San Jose State (21-11), which might be going to its first NCAA Tournament in eight years.

"We looked very efficient," UH coach Dave Sharp's said. "We hit for a high percentage, blocked well, played good defense. We played about as well as we can play at times."

Hawaii's blocking wall made the smaller Spartans look as if they were hitting in a glass back. Heather Brown dropped in on 12 of the Wahine's 16 kills and every starter shared in at least two. Freshman Ad-

See Wahine, Page D4

Wahine State's Craig Siste tries to go around Hawaii's Mike Moinye during the first half.

St. Louis' Noah Campbell runs for a touchdown in the second quarter of the Oahu Prep Bowl championship.

It's St. Louis, again

Crusaders hold off Kahuku, win 13th straight Prep Bowl
 By Stacy Kaneshiro
 ADV Staff Writer

St. Louis made all the big plays to beat Kahuku 28-20, last night to win the Oahu Prep Bowl for the 13th straight year. An Aloha Stadium crowd of 20,959 saw the Crusaders (13-1) come up big in all three phases of the game to hold off the Red Raiders (12-1), who scored twice in the fourth quarter to make it interesting. It was St. Louis' 14th overall Prep Bowl title.

Quarterback Timmy Chang threw touchdown passes of 34 yards to Isaac Rodrigues and 52 yards to Gerald Welch. He completed 15 of 28 passes for 253 yards to share MVP honors with outside linebacker Joe Siste, who had nine tackles — five for losses — and four quarterback hurries.

The Crusaders also came up big on special teams, scoring in the third quarter when Junior Wong blocked a punt and Jovastin Murray-Thornton recovered the ball in the end zone to make it 21-0.

St. Louis' defense also shut down Kahuku's vaunted running game, holding it to 126 yards. Kahuku's leading runner was quarterback Wayne Fonoimoana, who had 49 yards, mostly off the option, on 13 carries.

Meanwhile, Kahuku could not make big plays when it counted. The Red Raiders saw a 22-yard TD pass from Fonoimoana to William Sano nullified by a clipping penalty early in the fourth quarter.

Later, on fourth-and-10 at the St. Louis 36, Fonoimoana fired a pass to a wide-open Allen Foster in the end zone. But Foster dropped the ball.

Two plays later, St. Louis scored on Welch's reception.

See St. Louis, Page D4

Rainbows jolt Shockers, 73-51

By Stephen Tsai
 ADV Staff Writer

Of all of the eye-rubbing forest of the University of Hawaii's 73-51 victory over Wichita State last night, the most meaningful was the play of a guard who attended his high school prom five months ago.

The energetic outing by 6-foot-3 Mike Mizlayre, only the second true freshman to start in Riley Wallace's 12 years as UH head coach, beat out such other nominees as:

- The Rainbows' pre-awakening advantage in free throws — 29 of 35 to the Shockers' three of five in their first three games, opponents had a 71-30 advantage.
- UH's 27-11 edge in rebounds.

The Shockers grabbed only six off the defensive glass.

- Maurice Evans scoring 25 of WSU's 27 points during a second-half stretch, which was interrupted when UH's Bryan Mueller grabbed a defensive rebound and then manuevered down for a layup at the wrong basket. He quickly made another dunking at the other end on the ensuing possession.

Suit, Mizlayre proved to be the biggest reason why the Rainbows will play Auburn in tomorrow night's final of the United Airlines Thrift Store Tournament.

Mizlayre, carrying his first start as off guard, assisted on 11 UH free baskets.

"The same, go! He saying, 'This is college basketball,'" Mizlayre said. "I was re-laxing."

Then he pentricated UH's next possession by dunking a 3 from the right corner.

"Aw man, his instant offense," teammate Casey Cartwright said. "He plays so hard and brings so much enthusiasm. We got off of that. We were hungry."

See 'Brows, Page D2

UH in physical mismatch today

D

PHOTO BY CHRIS HARRIS FOR THE HONOLULU ADVERTISER

1997

Saint Louis 27, Waianae 0 (Attendance: 23,973)
 Friday, Nov. 28, Aloha Stadium

	1	2	3	4	Total
Waianae	0	0	0	0	0
Saint Louis	7	7	6	7	27

Saint Louis: Gerald Welch 21 run (Mark Lau kick)
 Saint Louis: Chad Satterfield 10 pass from Timmy Chang (Lau kick)
 Saint Louis: Keala Loo 32 interception return (kick failed)
 Saint Louis: Welch 53 pass from Chang (Lau kick)

Rushing—

Waianae: Kana Kawai 5-(minus-6), Kamuela Black 6-25, West Keliikipi 14-35, Duane Miller 4-21, Joe Valdez 4-11, team 1-(minus 14).
 Saint Louis: Chang 1-5, Welch 3-27, Noah Campbell 14-74, Damien Cole 13-64, Craig Stutzmann 1-1, Kau'i Ho 1-11, Ian Gonzalez 2-(minus 7), Jandin Thornton-Murray 1-1.

Passing—

Waianae: Kawai 5-16-1—37, Nate Jackson 1-1-0—33, Valdez 0-1-0—0.
 Saint Louis: Chang 9-13-1—133.

Receiving—

Waianae: Chucky Narvaez 2-10, Miller 1-8, Keliikipi 1-5, Mose Tiolu 1-33, Sam Koahou 1-14.
 Saint Louis: Welch 4-75, Ho 1-4, Satterfield 2-30, Anthony Arceneaux 1-13, Sione Thompson 1-11.

The Honolulu Advertiser

SPORTS

Saturday, November 29, 1997 •
 Sports Editor: Fawn Kaga, 526-4040
 E-mail: tsarj@hawaii.com

Rainbows upset No. 21 Hoosiers

By Stephen Tsai
Advertiser Staff Writer

Up is down. Inside is outside. Better is worse.

After last night's don't-give-me-82-65 victory over 21st-ranked Indiana, nothing will be the same for the University of Hawaii basketball team.

"This was big for our program," UH guard Anthony Carter said. "When the clock was winding down and the fans were cheering, I was getting jittery. I never get excited, but this time I did."

Sold teammate Alka Smith: "I think this puts us, I guess you could say, on the map."

A crowd of 10,264 — the largest to attend any sporting event in the 3-year-old Special Events Arena — watched the Rainbows, with a disadvantage in height and tradition, use quickness and an aggressive man-to-man defense to parlay a 60-56 lead at the end of the third quarter into a rout.

The Rainbows scored 16 of the final 18 points, and held the Hoosiers' screen-and-dribble offense to one field goal in the last 9½ minutes.

"They were aggressive, really tough," said Indiana coach Bob Knight, whose sideline tirades eventually were lost in the deafening chorus of cheers. "We let things happen. I think, throughout the course of the game and they kept things from happening. I think that was the difference in the game. We stayed in the game for whatever it is — 31, 35 minutes — but I never felt there was a point during the game where we were really outplaying Hawaii."

Early on, the Hoosiers (1-2) stayed close with a three-guard motion offense in which shooters broke free to the wings off backscreens. In particular, Bob Turner attacked the Rainbow's defense, hitting shots from deep and deeper. His three 3-point shots were launched from at least 24 feet.

But Turner's delirium was inadequate in the eyes of Knight, and he was kept — a la Knute — most of the second half.

The Hoosiers' mistake game allowed Hawaii to take control.

Hawaii's Erin "Helicopter" Galloway puts up a shot over Indiana's William Gladness.



St. Louis wins 13th Prep Bowl

No. 1-ranked Crusaders roll over Waianae

By Stacy Kashihiro
Advertiser Staff Writer

It was 8:25 at the 25th Oahu Prep Bowl: Same Old St. Louis.

With Big contributions from the Class of 2001, the Crusaders cruised to a 27-0 win over Waianae to capture their 12th consecutive and 13th overall crown last night.

An Aloha Stadium crowd of 23,973 — the largest to watch a high school football game this season — saw St. Louis coach Cal Lee become Hawaii's worst-negot prep coach with 149 victories. The Crusaders, ranked first in The Advertiser Top 10 and first in one national poll, finished the season at 13-1. The No. 3 Seawolves ended at 10-5.

Sophomore quarterback Timmy Chang, making the third start of his career, completed 8-of-13 passes for 134 yards and two touchdowns. He had a nine-yard scoring pass to wide receiver Chad Satterfield and a 55-yarder to another sophomore, Gerald Welch.

With the crown former St. Louis great George Orellio, also scored the first touchdown of the game on a 21-yard interception 22 yards for another Crusader score.

Chang, pressed into the starting role when starting quarterback Jason Ganser was injured three weeks ago, played with the confidence of a veteran. Though he was interrupted early by Mocha Milne, he finished by completing eight of his last 10 passes. He struggled against a heavy Waianae front when he found Welch wide open at the Waianae 30. Welch used his speed and elusiveness to complete the 55-yard TD play.

"He stepped in at a real crucial time," Ron Lee said. "There was a lot of pressure. We asked him to beat Kashihiro Milne, then come back and play the game. Timmy did outstanding. Everybody picked it up."

But as it has so many times, St. Louis' defense, which turned in about Chad Satterfield and a Prep Bowl champion for the second straight year — it beat Waianae, 74, last year — came through.

See Crusaders, Page D4

1996

Saint Louis 7, Waianae 0 (Attendance: 16,094)
Friday, Nov. 29, Aloha Stadium

	1	2	3	4	—	Total
Saint Louis	0	7	0	0	—	7
Waianae	0	0	0	0	—	0

Saint Louis: Gordon Schilling 35 pass from Jason Gesser (Lau kick)

Rushing —

Saint Louis: Ige 15-77, Craig Stutzmann 2-(-10), Noah Campbell 3-9, Gesser 4-(-29).
Waianae: Koa 14-33, Black, 7-0, Akana 1-2, Kawai 3-(-12), Galindo 2-3.

Passing —

Saint Louis: Gesser 15-21-0-176, Murray 0-1-0-0. Waianae: Simpson 4-13-0-54, Corn 0-1-0-0

Receiving —

Saint Louis: Akiona 9-75, Stutzmann 3-32, Schilling 3-68.
Waianae: Kawaidea 1-9, Black 1-3, Gilman 2-42.



Saints make it 11 titles in a row

Waianae puts up a courageous fight, but St. Louis takes another Prep Bowl crown with a 7-0 win

By Pat Hsuolo
Staff Writer

Kika Kaulaiau, the bullish left guard of the Waianae High offensive line, roared his 6-foot-2, 285-pound frame on the riot-shouting bench and watched the postgame handshake ritual from the corner of his eye.

His big right ankle, wrapped inside a bulky ice pack, and his big head both throbbled with pain.

"We thought we had it, and I think we would've took it and half the blame is on me," said Kaulaiau, who suffered a badly sprained ankle on a swing play at the St. Louis 3-yard line in the third quarter.

After Kaulaiau was helped off the field, the Seaside's drive sputtered despite two fourth-down attempts.

"I shouldn't have come out of the game," he said as his voice began to choke with emotion. "I would've gave my leg for this team. I don't care about the odds, I just cared about this game. We needed this game."

Kaulaiau certainly had nothing to be sorry about.

What he and Waianae had accomplished in a 7-0 (also Prep Bowl) loss to St. Louis last night at Aloha Stadium was stunning.

With a crippled offense that produced only 28 yards and six first downs (three on penalties), the Seaside's brutally aggressive defense allowed the offense to occupy the ball for nearly 25 minutes. The Crusaders had it for a little more than 22 minutes.



outside threat Egan Ferderson (academic ineligibility).

Entering the game as massive underdogs, and having lost to St. Louis by an average margin of 35.8 points in their last five Prep Bowl appearances, the Seaside's 9-31 made a powerful on-field statement about their right to play in the postseason classic.

St. Louis (23-0) won its 11th Prep Bowl title in a row before a crowd of 16,094. It was the smallest attendance since St. Louis began its bowl streak in 1986. In that year, the Crusaders pounded Waianae, 49-0, before 15,822 fans.

Last night junior quarterback Jason Gesser completed 15 of 21 passes for 173 yards and the only score of the game.

That was a 35-yard strike to senior slotback Gordon Schilling, one minute and 12 seconds



Above, the St. Louis defense overruns all over Waianae's Kaulaiau. Black Left, Crusaders coach Cal Lee leads the team in prayer after the game.

PHOTOS BY GORDON F. LEE, HONOLULU

1995

Saint Louis 27, Kahuku 26 (Attendance: 29,129)
Friday, Nov. 24, Aloha Stadium

	1	2	3	4		Total
Kahuku	6	8	12	0	—	26
Saint Louis	7	6	14	0	—	27

Kahuku: Faavae 7 run (run failed)
 Saint Louis: Akana 3 pass from Darnell Arceneaux (Brad Dickenson kick)
 Saint Louis: Akana 4 run (kick failed)
 Kahuku: Funaki 1 run (V. Haiola pass from Funaki)
 Kahuku: Tevaga 32 fumble return (run failed)
 Saint Louis: Schilling 37 pass from Arceneaux (Dickenson kick)
 Kahuku: Keo 4 run (pass failed)
 Saint Louis: Arceneaux 8 run (Dickenson kick)

Rushing —
 Kahuku: Funaki 8-10, Aalona 15-83, Faavae 7-30, Jason Keo 19-115.
 Saint Louis: Arceneaux 9-7, Ancheta 6-31, Kealoha 2-2, Akana 1-4, Hirata 1-0.

Passing —
 Kahuku: Funaki 5-9-1-35.
 Saint Louis: Arceneaux 12-24-1-211.

Receiving —
 Kahuku: Aalona 1-2, Faavae 1-(-5), Cravens 2-33, Keo, 1-5.
 Saint Louis: Akana 3-40, Randyn Akiona 2-55, Fernandez 1-15, Carvalho-Stutzman 1-13, Oliveira 1-11, Schilling 3-52, Kawai 1-25.

SPORTS Surfing, 03
NBA, 05
Classified, 07-16 **D**

The Honolulu Advertiser • • • Saturday, November 25, 1995 Sports Editor: Jario Tuma; 525-8040

St. Louis takes 10th

Lead swapped often in battle with Kahuku

By Stacy Kaneshiro
Advertiser Staff Writer

The Crusade continues. The St. Louis Crusaders survived a scare in a 27-26 win over Kahuku for their 10th straight Oahu Prep Bowl last night.

"I thought Kahuku had a real fine team, better than last year," St. Louis coach Cal Leo said. "Give our kids a lot of credit. They were down, but those guys don't give up."

A crowd of 29,129 saw the closest St. Louis Prep Bowl win since 1983, when it beat Nanakuli 16-12. The lead was traded five times.

The Crusaders, ranked first in The Advertiser Top 50, finished at 12-1; third-ranked Kahuku ended at 9-2.

It was a little less for the Red Raiders, who saw penalties nullify one touchdown and cost them crucial yardage on a two-point conversion try on another.

Kahuku was called 12 times for 126 yards. St. Louis nine times for 82.

"Are you asking me the question about the officiating?" asked Kahuku coach Deng Simmons. "I'm not bringing up the officiating. OK? I'm not going to cry about the officiating."

"It was tough all right. I mean points taken off the board is really hard. That happens. I'm not going to cry about it."

Quarterback Darnell Arceneaux

Isaac Aalona looks for running room for Kahuku, which was well represented by 33,000 fans at last night's Prep Bowl.

Saints did what they had to do




1994

Saint Louis 26, Kahuku 20 (Attendance: 25,838)
Friday, Nov. 25, Aloha Stadium

	1	2	3	4		Total
Saint Louis	12	0	6	8	—	26
Kahuku	6	0	0	14	—	20

Saint Louis: George Ornellas 3 run (kick failed)
 Kahuku: Stevie Laulu 90 kick return (kick failed)
 Saint Louis: Ornellas 48 pass from Darnell Arceneaux (run failed)
 Saint Louis: Ornellas 57 pass from Arceneaux (run failed)
 Kahuku: Funaki 15 run (Funaki run)
 Saint Louis: Arceneaux 6 run (Fuamatu-Maafala pass from Arceneaux)
 Kahuku: Funaki 1 run (pass failed)

Rushing —
 Saint Louis: Fuamatu-Maafala 11-54, Arceneaux 10-57, Ornellas 4-23, Lacar 1-(-1).
 Kahuku: Notoa 32-211, Funaki 8-45, Faavae 4-17, Aalona 3-18, Wong 1-1.

Passing —
 Saint Louis: Arceneaux 8-16-1-206.
 Kahuku: Funaki 3-12-1-9.

Receiving —
 Saint Louis: Ornellas 3-137, Kealoha 1-16, ordenstein 1-13, Kamakahi 1-13, Fuamatu-Maafala 1-9.
 Kahuku: Wong 1-6, Faavae 1-(-6), Magalei 1-9.

SPORTS

- College footballD3
- NBA.....D5
- ClassifiedD7-18

D

The Honolulu Advertiser Saturday, November 26, 1994 * Sports Editor: Jamie Turner, 525-8040

Saints tested this time

Ornellas shines in 26-20 win

By Stacy Kaneshiro
Advertiser Staff Writer


The Spirit of St. Louis — George Ornellas — made the final flight of his high-school football career a memorable one.

The Crusaders' all-purpose player scored three touchdowns to lift St. Louis over Kahuku, 26-20, to win its ninth straight Oahu Prep Bowl last night.

An Aloha Stadium crowd of 25,838 saw the top-ranked Crusaders (11-0) fight off the relentless and second-ranked Red Raiders (9-1) for their 17th consecutive victory spanning two seasons.

"He's awesome," St. Louis coach Cal Lee said. "He's done it all year. It's amazing he keeps coming up with big plays time and time again. He's in a class by himself, without a doubt."

There was no doubting Mr. Touchdown last night. Ornellas' three TDs ties a Prep Bowl record held by seven players, including himself. He



Chris Fuamatu-Maafala of St. Louis (above) drags Kahuku's Victor Brock for a long gain to the delight of St. Louis fans (below).
Advertiser photos by Carl Viti

1993

Saint Louis 37, Kahuku 22 (Attendance: 21,114)
Friday, Nov. 26, Aloha Stadium

	1	2	3	4		Total
Kahuku	0	6	0	16	—	22
Saint Louis	7	10	20	0	—	37

Saint Louis: George Ornellas 75 punt return (Keun Pak kick)
 Saint Louis: Ornellas 1 run (Pak kick)
 Kahuku: Alma Toelupe 62 run (kick blocked)
 Saint Louis: Pak field goal 26
 Saint Louis: Chris Fuamatu-Maafala 37 run (Pak kick)
 Saint Louis: Kawika Ordenstein 29 pass from Joseph Correia (kick failed)
 Saint Louis: Ornellas 5 run (Pak kick)
 Kahuku: Alika Kuloloia 41 run (Vai Notoa run)
 Kahuku: Kuloloia 9 pass from Ben Tanuvasa (Notoa run)

Rushing —

Kahuku: Teniosi Livai 14-52, Alma Toelupe 11-90, Ben Tanuvasa 7-20, Vai Notoa 6-41, Alika Kuloloia 1-41, team 1-(-5).
 Saint Louis: Chris Fuamatu Maafala 8-76, Joseph Correia 1-(-10), Darnell Arceneaux 6-26, Eric Lacar 1-3, George Ornellas 8-26.

Passing —

Kahuku: Tanuvasa 10-25-1-125.
 Saint Louis: Mark Andrus 1-1-0-4, Arceneaux 10-14-1-183, Correia 3-4-0-28, Ornellas 1-2-0-20.

Receiving —

Kahuku: Toelupe 2-10, Steve Laulu 3-43, Kuloloia 3-44, Donny Atuaia 2-28.
 Saint Louis: Fuamatu-Maafala 5-54, Edwin Yokoyama 3-20, Ornellas 1-4, Kawika Ordenstein 3-95, Ryan Freitas 1-26, Lonnie Okazaki 2-36.

SPORTS
 Thursday, November 27, 1993 ■ Star-Bulletin ■

■ Mulombo's triple-double lifts Nuggets C-2
 ■ Rainbows routed again by Wake Forest C-2
 ■ Tojon splinters rally to beat Wahine C-3

St. Louis continues Prep Bowl domination

□ Sophomore Darnell Arceneaux leads the Crusaders to victory

By Pat Rypard
 The Herald



St. Louis quarterback Darnell Arceneaux (14) and running back Lawrence Taylor, left, and Nathan Fernandez celebrate last night.

Arceneaux's quickness and agility came as a surprise to the Rainier defense during a half step ahead of the Red Raiders' linebackers, he managed to keep his pass and testing the 16 completion in 23 attempts for 184 yards.

He also directed the Crusaders over 45 of the 48 yards that matched for their fourth consecutive victory through the third quarter. Starting

the Prep Bowl, 1993 C-5

1992

Saint Louis 35, Waianae 7 (Attendance: 19,202)
 Friday, Nov. 27, Aloha Stadium

	1	2	3	4		Total
Saint Louis	0	7	14	14	—	35
Waianae	0	7	0	0	—	7

Saint Louis: Ornellas 5 run (Benito kick)
 Wainae: Ou 17 pass from Liana (K. Cordeiro kick)
 Saint Louis: Ornellas 75 kick return (Benito kick)
 Saint Louis: Somera 5 fumble return (Benito kick)
 Saint Louis: Maafala 1 run (Benito kick)
 Saint Louis: Agbayani 21 pass from Lane (Benito kick)

Rushing —

Saint Louis: Fagaragan 7-31, Lacar 4-23, Maafala 3-11, Ornellas 1-5, Andrus 1-(-4), Lane 1-(-10).
 Waianae: Kane 12-40, Spragling 6-14, K. Cordeiro 2-6, M. Tafiti 1-0, Kahaulua 1-(-5), Liana 9-(-20).

Passing —

Saint Louis: Lane 12-24-2-191, Andrus 1-2-0-8.
 Waianae: Liana 9-30-4-114.

Receiving —

Saint Louis: Agbayani 5-68, Ornellas 2-49, C. Cortez 1-30, Maafala 1-17, Ordenstein 1-11, Dikito 1-8, Okazaki 1-8, Ako 1-8.
 Waianae: Ou 4-65, M. Tafiti 3-21, Kuhaulua 1-21, Spragling 1-7.

C COMICS _____ C16
 Classified _____ CB-15
 Obituaries _____ CS

Sports

SATURDAY, Nov. 28, 1992
 The Honolulu Advertiser
 *** TOMORROW:
 UH Football

Saints in seventh heaven

MORNING BRIEFING

PREP FOOTBALL

PREP BOWL RESULTS

Year—Result

1973—Waianae 6, St. Louis 0*

1974—Kamohameha 20, Lalehua 19*

1975—Kamohameha 20, Waianae 14

1976—Kamohameha 46, Radford 6

1977—Waianae 27, Punahou 6

1978—Waianae 14, Kamohameha 6

1979—Kaiser 27, Kamohameha 7

1980—Iolani 7, Waianae 7

1981—Radford 14, St. Louis 2

1982—Pac-Five 14, Waianae 7

1983—St. Louis 15, Nanakuli 12

1984—Lalehua 10, St. Louis 0

1985—Pac-Five 56, Waianae 7

1986—St. Louis 49, Waianae 6

1987—St. Louis 35, Waianae 0

1988—St. Louis 49, Waianae 7

1989—St. Louis 38, Kahuku 18

1990—St. Louis 38, Farmington 3

1991—St. Louis 36, Waianae 6

1992—St. Louis 35, Waianae 7

*—at Honolulu Stadium; all others played at Aloha Stadium

Largest crowd: 32,812 (1978)

COLLEGE FOOTBALL

UH GAME FACTS

WHO: Tulsa (4-6) vs. Hawaii (8-2)

WHERE: Aloha Stadium

KICKOFF: 7:05 tonight

RADIO/TV: KGU-AM 760 at 5:05 p.m.; KHNL-TV (Channel 13) at 10:35 p.m.

SCOREBOARD

Yesterday's Results

Nebraska 33, Oklahoma 9

Arkansas 30, Louisiana State 6

ON THE AIR

Broadcast channels: radio, cable, video

©1992 Honolulu Advertiser



Special teams, defense turn a struggle into 35-7 Prep Bowl win

By Stacy Kaneshiro
 Advertiser Staff Writer

For a half, it was a ballgame. Then reality set in and St. Louis — in spite of itself at times — went on to defeat Waianae, 35-7, to win its seventh consecutive Oahu Prep Bowl last night at Aloha Stadium.

A crowd of 19,202 saw the Crusaders and Seairiders play to a 7-all tie at the half for the 20th mythical state football championship. Then the Crusaders opened it up with two touchdowns in each of the final two quarters to claim their eighth Prep Bowl — all under head coach Cal Lee.

The top-ranked Crusaders, rated 13th nationally by USA Today, finish their 1992 season at 11-0. Waianae, ranked No. 2 in the Advertiser/Channel 2 poll, wound up 7-3.

The Crusaders overcame three turnovers and 15 penalties that drew 132 yards. Though the score doesn't reflect it, Waianae possessed the ball for 30 minutes and 42 seconds to St. Louis' 17:18. The Seairiders even had more first downs — 12 to 10.

But on a night the St. Louis offense sputtered — partly because of a swarming Waianae defense — it was the defense and special teams that came through. St. Louis got six turnovers, including a two-yard return of a fumble for a touch-



Cal Lee
 Eight and counting

a touchdown when it recovered a fumble at the Waianae 13. After an illegal-procedure penalty, the Crusaders scored two plays later on a one-yard run by Chris Fuamatu-Maafala with 9:06 left in the game. That made it 28-7.

"Their special teams are always great," Waianae head coach Harry Mitsui said. "Week to week, you read the paper, I think they always score one touchdown."

Said St. Louis head coach Cal Lee: "I think it's a three-part series. You have to have a good offense, good defense and you always have to have spe-

1991

Saint Louis 36, Waianae 6 (Attendance: 21,169)
 Friday, Dec. 6, Aloha Stadium

	1	2	3	4		Total
Saint Louis	6	17	13	0	—	36
Waianae	0	0	6	0	—	6

Saint Louis: Carlin Hernandez 16 pass from Joel Lane (kick failed)
 Saint Louis: Elden Benito 19 field goal
 Saint Louis: Pulou Tata 12 run (Benito kick)
 Saint Louis: Nathan Lau 29 pass from Lane (Benito kick)
 Saint Louis: Tata 17 run (kick failed)
 Saint Louis: Sean Kawai 12 pass from Lane (Benito kick)
 Waianae: Newman 15 run (pass failed)

Rushing —

Saint Louis: Pulou Tata 13-108, Brian Uyesugi 6-74, Delmar Fagaragan 6-36, Caires 2-4, Andrus 1-(-8).
 Waianae: Freitas 8-45, Newman 6-31, Kane 5-21, Omayas 3-6.

Passing —

Saint Louis: Lane 19-27-0-224.
 Waianae: Freitas 17-37-4-200.

Receiving —

Saint Louis: Lau 5-86, Kawai 3-28, Dikito 2-28, McGuire 2-23, Hernandez 2-22, Uyesugi 2-15, Leon Guerrero 1-11, Agbayani 1-8, Caires 1-3.
 Waianae: Newman 6-57, Alferes 5-73, Tafiti 3-39, Cordeiro 2-18, Spragling 1-11.

D OBITUARIES D4
 Classified D6 16
 A's sign Lansford D2

Sports

SATURDAY, Dec. 7, 1991
 The Honolulu Advertiser
TOMORROW:
 NAIA Volleyball

Saints march to 36-6 win

Lane leads thrashing of Waianae

By Stacy Kaneshiro
 Advertiser Staff Writer

Joel Lane threw 19 of 26 for 226 yards and three touchdowns in three periods to lead the St. Louis Crusaders to a 36-6 victory over Waianae in the **Oahu Prep Bowl** last night before 21,169 fans at Aloha Stadium.

It was St. Louis' sixth consecutive **Prep Bowl** title and seventh overall. The Crusaders have beaten Waianae four times over those six years, outscoring the Seariders 133-13 in the first three matchups.

The first half looked like the ghosts of **Prep Bowls** past had surfaced at Aloha Stadium. Waianae turned over the ball five times — one fumble and four interceptions — and St. Louis converted three of them into touchdowns.

Waianae took the opening kickoff with Orlando Newman returning the ball 30 yards to the Waianae 42. But on the first play from scrimmage, quarterback Glenn Freitas fumbled the snap from center. Because he got the snap on the wrong count, Freitas just stood there, apparently looking for a penalty.

St. Louis' Matt Chang landed on the loose ball at the 41. Six



PREP BOWL

1973—Waianae 6, St. Louis 0
 1974—Kanehama 20, Lethua 19
 1975—Kanehama 20, Waianae 14
 1976—Kanehama 46, Radford 6
 1977—Waianae 27, Punahoa 6
 1978—Waianae 14, Kanehama 8
 1979—Kater 27, Kanehama 7
 1980—Joan 7, Waianae 7
 1981—Radford 14, St. Louis 2
 1982—Pap-Five 14, Waianae 7
 1983—St. Louis 15, Napaui 12
 1984—Lethua 10, St. Louis 0
 1985—Pap-Five 55, Waianae 7
 1986—St. Louis 49, Waianae 8
 1987—St. Louis 35, Waianae 0
 1988—St. Louis 49, Waianae 7
 1989—St. Louis 35, Kahaku 18
 1990—St. Louis 38, Farrington 3
 1991—St. Louis 36, Waianae 6

ified by a clip. The Crusaders could not crack the end zone on their next three plays and settled for a 26-yard field goal by Benito with 9:52 in the half.

On Waianae's ensuing possession, it drove from its own 41 to the St. Louis 24. But on first-and-10, Alfred Hunter intercepted a Freitas pass, giving St. Louis the ball at its own 11.

The Crusaders then went 80 yards in just eight plays before Tata scored on a delay for a 12-yard touchdown with 4:14. Benito's extra-point made it 16-0.

Tata rushed for 124 yards on 15 carries and two touchdowns.

St. Louis' Mark Aochido slams into Waianae's Orlando Newman, causing an interception by Ryan Hoke.

block from Kaipo McGuire at the 1 and scored on a 16-yard point try.

St. Louis, on first-and 10, had an apparent 11-yard touchdown run by fullback Pulou Tata nul-

Advertiser photo by Richard Anso

1990

Saint Louis 38, Farrington 3 (Attendance: 29,362)
Friday, Nov. 30, Aloha Stadium

	1	2	3	4		Total
Saint Louis	0	18	20	0	—	38
Farrington	0	3	0	0	—	3

Saint Louis: Naumu 10 pass from John Hao (kick failed)
 Saint Louis: Brandon Caires 1 run (pass failed)
 Saint Louis: Kaipō McGuire 55 punt return (run failed)
 Farrington: Malo Richards 30 field goal
 Saint Louis: Lau 6 pass from Hao (Hao run)
 Saint Louis: Hao 9 run (pass failed)
 Saint Louis: Tongg 50 interception return (kick failed)

Rushing —

Saint Louis: Pulou Tata 7-29, Hao 9-14, Caires 6-28, Uyesugi 2-9, Fafard 2-3. Farrington: Randall Okimoto 15-33, Malvar 1-1, Sanchez 3-11, Hetrick 2-30, Medeiros 6-7, Liana 4-(-17), Enos 1-4, Richards 1-(-10).

Passing —

Saint Louis: Hao 14-24-0-252.
 Farrington: Liana 8-18-3-67.

Receiving —

Saint Louis: Lau 6-104, McGuire 2-25, Naumu 5-105, Kawai 1-13, Dikito 1-5.
 Farrington: Hetrick 3-24, Okimoto 3-24, Agbayani 1-30, Iosia 1-(-11).


D CLASSIFIED **D7-20**
 Davis Cup **D2**
 Heisman Trophy **D3**

Sports

• **SATURDAY**, Dec. 1, 1990
 The Honolulu Advertiser
TOMORROW:
 All-State Volleyball Team

Crusaders crush Governors





29,362 see march to 5th title in row

By Stacy Kaneshiro
 Advertiser Staff Writer

The St. Louis Crusaders captured their fifth consecutive and sixth overall Oahu Prep Bowl football championship with a 38-3 thrashing of the Farrington Governors last night at Aloha Stadium.

A crowd of 29,362 — the largest since 1980 (31,484) — saw the Interscholastic League of Honolulu champion Crusaders dominate the Oahu Interscholastic Association titlist Governors almost the entire game. It was the Crusaders' 10 straight win since they lost their regular-season opener to Punahou, 19-14. Farrington ends its season at 10-2.

Though it was St. Louis head coach Cal Lee's fifth Prep Bowl victory, it was just as special as the other four.

"You can't compare one to the other six (Ron Marciel coached the Crusaders to their first Prep Bowl title in 1983)," Lee said. "It's sad that the oth-

Prep Bowl

Year	Result
1973	—Waiānae 6, St. Louis 0
1974	—Kam 20, Lēilehua 19
1975	—Kam 20, Waiānae 14
1976	—Kamehameha 46, Radford 6
1977	—Waiānae 27, Punahou 6
1978	—Waiānae 14, Kamehameha 6
1979	—Kaiser 27, Kamehameha 7
1980	—Iolani 7, Waiānae 7
1981	—Radford 14, St. Louis 2
1982	—Pac-Five 14, Waiānae 7
1983	—St. Louis 15, Nanakuli 12
1984	—Lēilehua 10, St. Louis 0
1985	—Pac-Five 56, Waiānae 7
1986	—St. Louis 49, Waiānae 6
1987	—St. Louis 35, Waiānae 0
1988	—St. Louis 49, Waiānae 7
1989	—St. Louis 35, Kahuku 18
1990	—St. Louis 38, Farrington 3

1989

Saint Louis 35, Kahuku 18 (Attendance: 22,219)
Friday, Nov. 24, Aloha Stadium

	1	2	3	4		Total
Saint Louis	7	7	7	14	—	35
Kahuku	0	6	6	6	—	18

Saint Louis: Amarin 10 pass from John Hao (Posenecker kick)
 Saint Louis: Majia 5 pass from Hao (Posenecker kick)
 Kahuku: Itula Mili 31 pass from Stant (kick failed)
 Saint Louis: Falefa 86 pass from Hao (Posenecker kick)
 Kahuku: Falemalu 10 pass from Stant (run failed)
 Saint Louis: Tupu Alualu 1 run (Posenecker kick)
 Saint Louis: Lee 20 pass from Hao (Posenecker kick)
 Kahuku: Mili 86 pass from Stant (kick failed)

Rushing —

Saint Louis: Alualu 17-65, Hao 4-20, Malepeai 2-10, Faleafine 1-43, Matsui 1-4.
 Kahuku: Mark Atuaia 20-47, Stant 6-24, Moeai 3-5, Kaluhiokalani 1-5, Wade 1-1, Tanuvasa 1-(-7).

Passing —

Saint Louis: Hao 15-22-0-329.
 Kahuku: Stant 9-22-2-220.

Receiving —

Saint Louis: Amarin 4-74, Faleafine 2-36, Mejia 2-10, Lee 1-20, Falefa 1-86, Araki 2-53, Pilanca 3-50.
 Kahuku: Mili 3-129, Falemalu 4-55, Atuaia 1-13, Kaluhiokalani 1-23.

C Inside this section:
 Morning Briefing C2
 NBA Roundup C3
 College Roundup C4

Sports

The Honolulu Advertiser
 ● Saturday, November 25, 1989

Saints win Prep Bowl, 35-18

By Dave Reardon
Advertiser Staff Writer

John Hao passed for four touchdowns and 330 yards last night, leading St. Louis School to its fourth consecutive Oahu Prep Bowl victory, 35-18, over Kahuku High.


An Aloha Stadium crowd of 22,219, the largest to watch a high school football game in Hawaii since 1984, saw Hao and an aggressive defense lead the Crusaders' to their 54th consecutive victory.

No. 1-ranked St. Louis, the Interscholastic League of Honolulu champion, finished the year 13-0. No. 2 Kahuku, the Oahu Interscholastic Association champion, finished 10-3.

Unlike St. Louis' last three Prep Bowl victories, this one was a game until the fourth quarter.

"I think this team was the most talented we've faced (in the last four Prep Bowls)," St. Louis coach Cal Lee said.

It was also a gritty Red Raider team, hanging close to the Crusaders until turnovers (five) and the St. Louis double-slot



Kahuku (13-0) 0 0 6 6 18
 St. Louis (13-0) 7 7 7 14 35

SL—Amarin 11 pass from Hao (Posenecker kick)
 SL—Majia 5 pass from Hao (Posenecker kick)
 Kah—Itula 31 pass from Stant (kick failed)
 SL—Falefa 86 pass from Hao (Posenecker kick)
 Kah—Falemalu 10 pass from Stant (kick failed)
 SL—Alualu 1 run (Posenecker kick)
 SL—Lee 20 pass from Hao (Posenecker kick)
 Kah—Mili 86 pass from Stant (kick failed)

RUSHING—
 SL—Alualu 17-65, Hao 4-20, Malepeai 2-10, Faleafine 1-43, Matsui 1-4, Moeai 3-5, Kaluhiokalani 1-5, Wade 1-1, Tanuvasa 1-(-7).
 Kah—Mark Atuaia 20-47, Stant 6-24, Moeai 3-5, Kaluhiokalani 1-5, Wade 1-1, Tanuvasa 1-(-7).

PASSING—
 SL—Hao 15-22-0-329, Amarin 4-74, Faleafine 2-36, Mejia 2-10, Lee 1-20, Falefa 1-86, Araki 2-53, Pilanca 3-50.
 Kah—Stant 9-22-2-220, Itula 31-0-0-0, Moeai 3-5, Kaluhiokalani 1-5, Wade 1-1, Tanuvasa 1-(-7).

RECEIVING—
 SL—Amarin 4-74, Faleafine 2-36, Mejia 2-10, Lee 1-20, Falefa 1-86, Araki 2-53, Pilanca 3-50.
 Kah—Mili 3-129, Falemalu 4-55, Atuaia 1-13, Kaluhiokalani 1-23.

passing game finally did them in.

"I was happy," Kahuku's first-year coach Doug Semones said. "But the turnovers were the difference in the game."

Three of Hao's touchdown passes came after Kahuku turnovers.

Still, the Red Raiders were in contention when Darryl Stant threw a 10-yard scoring pass to Paipai Falemalu with one second left in the third quarter, making it 21-12, St. Louis.

See St. Louis, Page C-5

Prep Bowl Champions		
Year	Champion	Attendance
1973	Waianae 6	St. Louis 0 *18,717
1974	Kamehameha 20	Leilehua 19 *11,955
1975	Kamehameha 20	Waianae 14 **30,201
1976	Kamehameha 46	Radford 6 **26,666
1977	Waianae 27	Punahou 6 **30,793
1978	Waianae 14	Kamehameha 6 **32,812

1988

Saint Louis 49, Waianae 7 (Attendance: 18,752)
Friday, Dec. 2, Aloha Stadium

	1	2	3	4		Total
Saint Louis	7	21	21	0	—	49
Waianae	0	0	0	7	—	7

Saint Louis: Micah Matsuzaki 73 pass from Mike Nua (Eric Posenecker kick)

Saint Louis: Tupu Alualu 1 run (Posenecker kick)

Saint Louis: Jay Fernandez 1 run (Posenecker kick)

Saint Louis: Benny Agbayani 52 pass from Nua (Posenecker kick)

Saint Louis: Tupu Alualu 6 run (Posenecker kick)

Saint Louis: Alualu 1 run (Posenecker kick)

Saint Louis: Fernandez 7 run (Posenecker kick)

Waianae: Larry Rhoads 90 pass from Terrance Hallums (Tioga kick)

Rushing —

Saint Louis (35-198): Alualu 10-91, Fernandez 8-76, Leon Soong 2-19, Naumu 6-7, Jonathan Johnson 5-6, Albert Amorin 1-1, Nua 2-(-1), Chang 1-(-1), Travis Araki 1-(-2).

Waianae (26-18): David Tafiti 12-15, Brian Santiago 3-11, Kamaka 2-10, Hallums 1-6, Jim Ongory 3-4, Randy Tinoga 1-0, Kekoa Kaluhiokalani 4-(-28).

Passing —

Saint Louis: Nua 13-23-0-266, Mike Maiava 2-2-0-26.

Waianae: Hallums 7-15-1-160, Kaluhiokalani 2-3-1-18.

Receiving —

Saint Louis: (15-292): Matsuzaki 4-131, Agbayani 3-83, Soong 4-38, Andrade 1-6, Jason Mejia 1-6, Devin Clemens 1-17, Henry Pilance 1-9.



Waianae (9-176): Rhoads 4-146, Joey Moe 1-20, Tafiti 1-3, Ongory 2-7, Kamaka 1-2.

D Inside this section:
 O's-Dodgers deal D5
 Obituaries D5
 Classified ads D6-16

Sports

The Honolulu Advertiser
 Saturday, December 3, 1988

The Crusaders march on, 49-7

Prep Bowl belongs to St. Louis

By Stephen Tsai
Advertiser Staff Writer

St. Louis, showing little sign of rust from a three-week layoff and little mercy, destroyed Waianae, 49-7, last night in the 10th Oahu Prep Bowl.

A restless crowd of 18,752 — whose numbers thinned as the scoreboard numbers grew — saw the Crusaders win their third Prep Bowl in a row and fourth in the last six years. The game decides the Oahu high-school football championship.

It was the Crusaders' 40th consecutive victory. They have not lost since the next-to-last weekend of the 1985 season.

Waianae was routed in the Prep Bowl for the fourth year in a row. The Seabirds have lost three times to St. Louis and once to Pac-Five by an aggregate score of 180-19.

"Just like a guy who gets beat up every time — we're going to keep coming back until we get them," said Waianae coach Harry Mitsui.

Some believed that last night might be different than 1985, '86 and '87 because St. Louis had

1987

Saint Louis 35, Waianae 0 (Attendance: 17,029)
 Friday, Nov. 27, Aloha Stadium

	1	2	3	4		Total
Waianae	0	0	0	0	—	0
Saint Louis	14	14	7	0	—	35

Saint Louis: Shannon Cabunoc 10 pass from Erin Hall (Timothy Ho kick)
 Saint Louis: Cabunoc 46 pass from Hall (T. Ho kick)
 Saint Louis: Cabunoc 91 punt return (T. Ho kick)
 Saint Louis: Micah Matsuzaki 49 pass from Hall (T. Ho kick)
 Saint Louis: Tupu Alualu 2 run (T. Ho kick)

Rushing —

Waianae: Wendell Aken 17-62, Bailey 13-20, Warner Naki 4-5, David Villanueva 1-3.
 Saint Louis: Alualu 9-51, Mike Ortiz 11-12, Matsuzaki 1-(-2), Nua 2-(-10), Cabunoc 3-36,
 Hall 1-(-12).

Passing —

Waianae: Bailey 7-26-4-57, McLeod 0-1-0-0.
 Saint Louis: Hall 12-19-1-224, Nua 2-4-0-5.

Receiving —

Waianae: McLeod 5-50, Aken 1-0, Aren Higa 1-7.
 Saint Louis: Cabunoc 6-130, Randy laea 3-33, Matsuzaki 3-61, Leon Soong 1-5, Jay Ige 1-0.

C Inside this section:
 College basketball C3
 Money section C6-8
 Shoppers swarm C7

Sports

The Honolulu Advertiser
 ** Saturday, November 28, 1987

St. Louis routs Waianae, 35-0

Big win for little Crusaders

By Dave Reardon
 Advertiser Staff Writer

Waianae was a decided underdog going into last night's Prep Bowl. . . . and it was evident early that there would be no miracles for the Seariders, lucky white pants or not.

Instead, their fate was a familiar one. For the third year in a row, the Seariders were badly beaten (counting last night's 35-0 loss to St. Louis, they have lost the last three Prep Bowls by a combined score of 140-13).

But there was something different about this one. The people who did Waianae in were underdogs—themselves. The stars were not of the magnitude of Pac-Five's Garrett Gabriel (1985) or St. Louis' Manly Williams (1986).

On this night, the dominant players were John Correa, an undersized linebacker, and Shannon Cabunoc, a very undersized scatback.

But that's always been the Crusader way. Remember Doug Nomura, the St. Louis alum who at 5 feet 7 and 190 pounds played for the University of Hawaii?

"What they stress at St. Louis is that it's not the size of the body, but the size of the heart," said Nomura, watching from the



Cabunoc's 3 touchdowns spur Prep Bowl victory

By Stephen Tsai
 Advertiser Staff Writer

St. Louis struck early and often for a 35-0 thrashing of Waianae last night in the 15th Oahu Prep Bowl.

A crowd of 17,029 at Aloha Stadium watched the Crusaders win their second consecutive Prep Bowl and third in the last five years.

"Let's sign up for the Foreign Legion," Waianae defensive coordinator Dennis Miyagi joked after the game. "Those guys are just super. I can't say anything else. Anything we say would sound like an excuse."

The Crusaders, who have won 23 in a row, scored on their second possession. Their leads at the end of the first three quarters were: 14-0, 28-0 and 35-0.

St. Louis slotback Shannon Cabunoc provided most of the damage. He scored three touchdowns and amassed 265 yards in all-purpose yards.

One of his touchdowns came on a 91-yard punt return that gave St. Louis a 21-0 lead in the second quarter.

"That was kind of an electrifying run, wasn't it?" said St. Louis coach Cal Lee, dripping with praise and water splashed on him by his players. "As a spectator on the side, I thought it was beautiful."

St. Louis' defense was equally glorious. The Crusaders held the Seariders to 148 yards in total offense, an average of 2.3 yards

and were stopped for losses four times and for no gain three times.

"We just look it right to 'em," St. Louis defensive tackle Andrew Toesina said. "We wanted to stop (quarterback Sam) Bailey. He's their main guy. We didn't want him to beat us."

With linebacker Garriss Akiona choking the outside running lanes and John Correa plugging the middle, Bailey managed but 20 yards rushing on 13 carries. He completed seven of 28 passes and was intercepted four times.

"That's all we had to worry about . . . to key on Bailey," Correa said. "He was the man to watch."

Said Waianae coach Harry Mitsui: "Nobody ever talks about their defense, but they do a great job. They don't stay

St. Louis	14	14	7	0	—	35
Waianae	0	0	0	0	—	0

St. Louis	Waianae
1st downs	16
Rushing yards	27-73
Passing yards	208
Passes	14-28-1
Fumbles	3-0-0
Fumbles lost	3-1
Penalties	3-20

RUSHING—St. Louis	Alualu 9-51, Cabunoc 3-36, Ortiz 11-12, Matsuzaki 1-(-2), Nua 2-(-10), Nua 2-(-10), Nua 2-(-10)
Waianae	1-(-12)

RECEIVING—St. Louis	Cabunoc 6-130, Matsuzaki 3-61, Leon Soong 1-5, Jay Ige 1-0
Waianae	5-50

1986

Saint Louis 49, Waianae 6 (Attendance: 19,922)
Friday, Nov. 28, Aloha Stadium

	1	2	3	4		Total
Saint Louis	14	21	14	0	—	49
Waianae	0	0	6	0	—	6

Saint Louis: Michael Brack 64 pass from Erin Hall (Ho kick)
 Saint Louis: Eric Quon 1 run (Ho kick)
 Saint Louis: CaSaint Louise Nahooikaika 18 run (Ho kick)
 Saint Louis: Michael Brack 31 pass from Kaiana Kapele (Ho kick)
 Saint Louis: Jay Fernandez 12 run (Ho kick)
 Waianae: Howard Maka 3 run (kick blocked)
 Saint Louis: Quon 26 run (Ho kick)
 Saint Louis: Brack 45 pass from Kapele (Ken Kaupu kick)

Rushing —

Saint Louis: Quon 9-100, Mike Ortiz 10-38, Nanooikaika 6-28, Fernandez 8-26, Mark Martinez 1-10, Mike Nua 2-2, Kapele 2-(-4), Erin Hall 1-(-12).
 Waianae: Maka 12-35, Joseph Yiulin 1-2, Richard Spragling 1-0, Bailey 8-(-2).

Passing —

Saint Louis: Kapele 7-12-0-133, E. Hall 7-13-0-159.
 Waianae: Sam Bailey 4-21-1-70, Nuuanu Kaulia 1-1-0-33.

Receiving —


Saint Louis: Brack 3-140, Henry Marks 2-55, Shannon Cabunoc 4-44, Keone Morreira 3-44, Quon 1-11, Jerry Papalii 1-(-2).
 Waianae: Robert Searle 2-55, John Halemano 1-19, Kaulia 1-16, Maka 1-13.

B UH football B2
 NBA basketball B3
 Comics B6

Sports Report

The Honolulu Advertiser
 ★★ Saturday, November 29, 1986

St. Louis wins Prep Bowl title



Crusaders leave no doubt in 49-6 win

By Curtis Murayama
 Advertiser Staff Writer

Totally awesome. That's the only way to describe the St. Louis Crusaders' 49-6 destruction of the Waianae Seariders last night in the 14th annual Prep Bowl.

A crowd of 15,922 watched the blowout at wind-blown, rainy and soggy Aloha Stadium.

For the Crusaders, their second Prep Bowl title in four years was destiny; for the Seariders, it was *deja vu*.

Just as in last year's Prep Bowl — a 56-7 loss to Pac-Five — Waianae was scored upon on the game's first series and trailed 35-0 at halftime.

(The most points ever allowed by Waianae in an Oahu Interscholastic Association game are 33, by Aiea in 1971.)

But this year's St. Louis team might not only rank a shade better than Pac-Five of '85 but also as one of the best in Hawaii ever.

The Crusaders made a mockery of Hawaii high-school football, marching through the Interscholastic League of Honolulu and finishing 11-0 overall.

"What I read about them is true," Waianae coach Harry Mitsui said. "They're awesome . . . unbeatable."

Said St. Louis coach Cal Lee: "Now (you can say) they're unbeatable. They impressed me. They looked awesome tonight."

Added Ron Lee, Cal's brother and the team's offensive coordinator: "In my opinion, this team — the way we handled the ILH, the way we handled Waianae — is the best team I've ever seen. You gotta remember nobody came close to us this year. We may have had won some 21-6 but nobody threatened us."

"The big difference was Cal attacked on defense."

Match that search-and-destroy defense with a high-tech offense and you get a combination that was not only too much for the ILH, but also too much for Waianae last night.

The Crusaders amassed 277 yards in total offense (they had 484 for the game) and had 15 first downs before Waianae could get its first — with 45 seconds left in the half.

They passed for 155 yards in the first period alone and also

1985

**Pac-Five 56, Waianae 7 (Attendance: 16,894)
Friday, Nov. 29, Aloha Stadium**

	1	2	3	4		Total
Pac-Five	21	14	7	14	—	56
Waianae	0	0	7	0	—	7

- Pac-Five: Terry Hempleman 71 pass from Smith (kick failed)
- Pac-Five: Kevin Vegas 20 run (Smith pass from Garrett Gabriel)
- Pac-Five: Darin Yoshioka 1 run (Omoto kick)
- Pac-Five: Vegas 54 run (Omoto run)
- Pac-Five: George Smith 34 pass from Gabriel (Omoto kick)
- Waianae: Reed Aken 1 run (Michael Wolfe kick)
- Pac-Five: Smith 66 pass from Gabriel (Omoto kick)
- Pac-Five: Vegas 5 run (Omoto kick)
- Pac-Five: David Kea 13 run (Omoto kick)

Rushing —

Pac-Five: Vegas 9-116, Otis Johnson 7-34, Kea 4-27, Fujimoto 4-24, Arrisgado 3-6, Yoshioka 1-1.
Waianae: Aken 22-80, Maka 6-10, Hanohano 1-3, Bailey 6-(-26).

Passing —

Pac-Five: Gabriel 10-18-2-219, Smith 1-1-0-71, Padello 1-3-0-56.
Waianae: Sam Bailey 8-27-3-112.

Receiving —

Pac-Five: Smith 3-124, Hempleman 2-82, Kotake 4-61, Schmelling 1-56, Vegas 1-18, Johnson 1-5.
Waianae Halemano 7-88, Hanohano 1-24.

B College basketball B2
NBA sports wire B3
Money B6-8

Sports Report

The Honolulu Advertiser
Saturday, November 30, 1985

Pac-Five wins title, rips Waianae, 56-7

By Andy Yamaguchi
Advertiser Staff Writer

Pac-Five used the big play in a big way last night in a 56-7 rout of Waianae in Prep Bowl XIII.

A crowd of 16,894 saw it at Aloha Stadium.

The Wolfpack (10-1), champion of the Interscholastic League of Honolulu, had three scoring plays of longer than 50 yards in the most lopsided game in the history of the Oahu Prep Bowl.

In 1976, Kamehameha beat Radford, 46-6, in what had been the most one-sided Prep Bowl. Waianae finished its season 8-2-1.

Pac-Five quarterback Garrett Gabriel completed 10 of 16 passes for 205 yards and two touchdowns.

Receiver George Smith caught three passes for 124 yards and two touchdowns, and also threw a 71-yard scoring pass.

Running back Kevin Vegas carried eight times for 118 yards and three touchdowns.

The Wolfpack set the tone on the first play when Terry Hempleman scored on a 71-yard gadget play, a pass from tight

John Halemano and 23 yards to Emil Hanohano.

But a sack by Pio Sagapolele and a delay-of-game penalty put Waianae on the 15. A 32-yard field-goal attempt by Michael Wolfe was snuffed by Wolfpack tackle Wade Thoemmes.

Pac-Five took over on its 30 and scored in four plays. Gabriel hit Smith on a 24-yard pass. Vegas ran for 11. Johnson ran for 15 and Vegas got the final 20 when he broke a tackle at the line of scrimmage and burst through the secondary.

Gabriel lobbed to Smith in the end zone for a two-point conversion and a 14-0 lead with 5:45 left in the first quarter.

Pac-Five got the ball back two plays later when Chad Goya intercepted a Bailey pass at the Waianae 47. Pac-Five scored in six plays. Darin Yoshioka diving over the pile from the 1. Omoto's kick made it 21-0 with 2:20 left in the first quarter.

The next three possessions were 1-2-3-punt. Then Pac-Five scored again on a two-play, 60-yard drive. After Johnson ran for six yards, Vegas took a

delayed handoff and dashed 54 yards down the left sideline. Omoto's kick made it 28-0 with 9:28 left in the half.

Pac-Five's Deron Spencer then intercepted at midfield, but the Wolfpack fumbled the ball away four plays later.

Waianae could not take advantage of that turnover, nor an interception by Wolfe shortly thereafter. Pac-Five got the ball back at its 35 and scored in three plays, a 34-yard pass from Gabriel to Smith. Omoto's kick made it 35-0 2:05 before halftime.

Waianae	0	0	7	0	7
Pac-Five	21	14	7	14	56

Pac-Five	Waianae	
First downs	16	21
Rushes-yards	34-65	30-219
Passing yards	111	332
Passes	8-20-3	10-20-1
Fumbles-lost	3	1
Penalties	27-38	20-42
Return yards	minus-1	22
Turnovers	7-32-1	3-9-3
Fouls	7-44	8-60

1984

Leilehua 10, Saint Louis 0 (Attendance: 27,499)
 Friday, Nov. 23, Aloha Stadium

	1	2	3	4		Total
Saint Louis	0	0	0	0	—	0
Leilehua	0	7	3	0	—	10

Leilehua: Ribellia 31 fumble return (Edra kick)
 Leilehua: Edra 30 field goal

Rushing —

Saint Louis: Paikai 9-24, Correa 4-28, Barrett 2-(-1), Charles 1-(-12), Johnson 7-(-30).
 Leilehua: Romualdo 12-56, Ribellia 10-23, Saragosa 8-31, Anderson 9-45, Cabebe 8-30, Edra 3-15, Nolasco 1-10, Lolotai 1-(-2).

Passing —

Saint Louis: Charles 3-8-0-33, Johnson 7-15-2-94.
 Leilehua: Saragosa 1-7-0-7, Lolotai 0-1-0-0.

Receiving —

Saint Louis: Barrett 2-15, Lau 4-53, Collier 1-15, Morreira 2-40, Paikai 1-4.
 Leilehua: Cabebe 1-7.

C Comics C6
 Money C7-9
 Classified ads C10-19

Sports Report

The Honolulu Advertiser
 ★ Saturday, November 24, 1984

BC wins on pass by Flutie

Combined News Services

MIAMI — Yogi's right. It's never over till it's over. Ask Miami of Florida quarterback Bernie Kosar — he thought he had it won with 28 seconds left. Better yet, ask Boston College quarterback Doug Flutie — he actually did have it won with no seconds left.

"It was just a matter of who got the ball last," Flutie said. Flutie did.

And yesterday, on the last play, on his last chance, his last gasp, his last hurrah, Flutie threw a 48-yard touchdown pass to his roommate, Gerard Phalen, to bring honor and glory to two great college quarterbacks and an end to one of the most exciting games in college football history.

The final score read: Boston College 47, Miami 45.

Flutie's scoring pass, which went through the arms of two Miami defenders, had to succeed because there would have been no time left if it hadn't. It came only 28 seconds after Miami freshman Melvin Bratton had scored his fourth touchdown of the day to give the 12th-ranked Hurricanes what seemed at the time a safe 45-41 lead.

Even Flutie had doubts. "It was very slim," he said. "I wanted to get near midfield.



Advertiser photo by Carl Vail

Leilehua defensive tackle Junior Tyrell forces St. Louis quarterback Brad Johnson to the ground in the Prep Bowl at Aloha Stadium. Leilehua went on to win, 10-0.

Mules win Prep Bowl title, 10-0

By Clyde Mizumoto
 Advertiser Assistant Sports Editor

The Leilehua Mules, relying on a defense as stubborn as their namesake, brought the vaunted St. Louis passing offense to its knees last night with a 10-0 Oahu Prep Bowl victory.

The Mules caused six turnovers, recycling one into the game's only touchdown, and turned in the first shutout of a St. Louis team in 37 games.

The victory, before 27,499 at Aloha Stadium, evened Leilehua's record in the Prep Bowl to 1-1. St. Louis is 1-3 in Prep Bowl games.

"It was only fitting that our defense would play a great game tonight; they've been doing it all year," Leilehua coach Hugh Yoshida said. "Tonight was like the icing on the cake."

And the main ingredient was a new-look defense that turned the run-and-hide offense into a run-and-hide nightmare for St. Louis quarterbacks Brad Johnson and Joe Charles.

St. Louis	0	0	0	0	0	0
Leilehua	0	7	3	0	0	10

Le—FD Edra 30
 A—27,499

First downs	18	12
Rushes-yards	25-8	10-208
Passing yards	127	7
Passing	10-22	1-0
Fumbles lost	5-4	4-2
Turns	6-21.5	5-25.4
Penalties-yards	3-15	11-77

RUSHING—St. Louis: Paikai 9-24, Correa 4-28, Charles 1-(-12), Johnson 7-(-30).
 Leilehua: Romualdo 12-56, Ribellia 10-23, Saragosa 8-31, Anderson 9-45, Cabebe 8-30, Edra 3-15, Nolasco 1-10, Lolotai 1-(-2).

PASSING—St. Louis: Charles 3-8-0-33, Johnson 7-15-2-94.
 Leilehua: Saragosa 1-7-0-7, Lolotai 0-1-0-0.

RECEIVING—St. Louis: Barrett 2-15, Lau 4-53, Collier 1-15, Morreira 2-40, Paikai 1-4.
 Leilehua: Cabebe 1-7.

free to put the pass rush on." Tyrell is 6-2 and 210 pounds. Spray is 5-5 and 163. Enough said.

The Mules caused six fumbles, recovering four, made two interceptions, both by linebacker Ronald Kamakawi, and sacked St. Louis quarterbacks six times.

One of the sacks — undoubtedly the game's biggest play — turned into a bizarre chase after a loose ball.

St. Louis still acts like winner

1983

Saint Louis 15, Nanakuli 12 (Attendance: 27,665)
Friday, Nov. 25, Aloha Stadium

	1	2	3	4		Total
Saint Louis	7	0	0	8	—	15
Nanakuli	0	0	0	12	—	12

Saint Louis: Sean Kinilau 1 run (Reggie Ho kick)
 Nanakuli: Clayton Mahuka 10 run (Humphrey Chai kick missed)
 Nanakuli: Alapati Sula 15 run (Mahuku 2 pt run failed)
 Saint Louis: Patrick Wallace 15 pass from Kinilau (Kinilau run)

Rushing —

Saint Louis: Brack 7-15, Paikai 5-14, Kirk Correa 2-1, Kinilau 5-minus 14;
 Nanakuli: Clayton Mahuka 21-128, Alapati Sula 12-49; Guy Toafili 15-37; Garcia 1-2.

Passing —

Saint Louis: Kinilau 13-26-0-209; Johnson 0-1-0-0;
 Nanakuli: Sula 3-10-0-38.

Receiving —

Saint Louis: Wallace 5-101, Jeff Pedro 2-60, Brian Kaupiko 3-30, Mopas 1-9, Afoa 1-8, Barrett 1-1.
 Nanakuli: Norman Taylor 2-32, Humphrey Chai, 1-6

D Sports Report The Honolulu Advertiser
© ★ Saturday, November 26, 1983

St. Louis wins Oahu Prep Bowl

Kinilau and Wallace ensure 15-12 victory



By Andy Yamaguchi
Advertiser Staff Writer

When the chips were down, the St. Louis Crusaders went to their "money receiver" — Patrick Wallace — and cashed in a 15-12 Oahu Prep Bowl victory over Nanakuli last night before 27,665 fans at Aloha Stadium.

Wallace made a lunging catch of a 14-yard touchdown pass from Sean Kinilau with 1:17 left to make it 13-12.

Kinilau scrambled for the two-point conversion.

"He's the money receiver," said Kinilau, who passed for 269 yards and a touchdown and ran for another. "Patrick just seems to get open in the tight situations."

Said St. Louis coach Cal Lee: "When we need something to happen, he's the guy we go to."

Wallace caught five passes for 101 yards and returned a kickoff 34 yards to set up St. Louis on its 44-yard line with three minutes left.

Wallace's heroics matched those of Nanakuli quarterback Alapati Sula, who gave the Crusaders fits by rushing for 49 yards and a touchdown, passing for 38 and twice running the option.

Sula scored on a 15-yard quarterback sneak with 3:12 left to give Nanakuli a 12-7 lead.

The Golden Hawks scored twice in the fourth quarter to left in the first quarter.

The half ended, 7-0, and the feeling was that the Golden Hawks had hurt themselves with fumbles (they lost two of three in the first half) and penalties (eight for 60 yards — most glaringly, four illegal-procedure calls against the offense).

The third quarter was scoreless after a 63-yard touchdown reception by the Crusaders' Sam Barrett was nullified by a clipping penalty.

In the fourth quarter, the tables — and the momentum — turned in favor of Nanakuli. St. Louis had driven to the Nanakuli 9, largely on a 37-yard reception by Wallace. But on third-and-goal at the 9, Kinilau ran to the 3, was hit and fumbled. Nanakuli's Norman Taylor picked up the ball and ran to the 18.

The Golden Hawks went on a 10-play, 82-yard scoring drive kept alive by a crisp 18-yard pass from Sula to Taylor. Mahuka ran the final 10 yards on a pitch left with 6:22 left.

Nanakuli took the lead with 3:12 left on another St. Louis fumble, this one by fullback Kirk Correa at the Crusader 33. Sula scrambled for 17 yards. Guy Toafili gained a yard and Sula ran for the final 15 on his sneak.

A two-point conversion run by Mahuka was stopped by Mel

Advertiser photo by Carl Vin

Sean Kinilau fades to pass but is pursued by Nanakuli's Manua Atualevau, who made the sack during the second quarter.

1982

Pac-Five 14, Waianae 7 (Attendance: 24,090)
Friday, Nov. 26, Aloha Stadium

	1	2	3	4		Total
Waianae	7	0	0	0	—	7
Pac-Five	14	0	0	0	—	14

Waianae: Holt 22 pass from James Chee (Landford kick)
Pac-Five: Maa 1 run (Russ Ramos kick)
Pac-Five: Thomas 29 fumble return (Ramos kick)

Rushing —

Waianae: s. Laupola 11-38, Laa 6-26, Pagaduan 4-23, Galariada 9-17, Chee 1-0.
Pac-Five: Maa 17-88, Kennedy 13-54, Onosai 9-49, Yonamine 3-9, Ramos 1-2, Sellitto 4-(-13).

Passing —


Waianae: Chee 10-20-3-133.
Pac-Five: Sellitto 5-9-1-43.

Receiving —

Waianae: Holt 5-78, Sandobal 3-39, S. Laupola 1-10, Pagaduan 1-6.
Pac-Five: Suminguit 2-28, E. Hayashi 1-9, Kennedy 1-4, Maa 1-2.

D Sports Report

The Honolulu Advertiser
★★ Saturday, November 27, 1982



Pac-Five shows it's Oahu's best

Champs won at keepaway

By Curtis Murayama
Advertiser Staff Writer

Pac-Five defeated Waianae, 14-7, in the Prep Bowl last night because it did to Waianae what the Seariders usually do to other teams: make the big play on defense and control the ball on offense.

"I don't know if I'm capable of saying anything. I'm so overwhelmed," Pac-Five coach Don "Spud" Botelho said.

Said offensive guard Tony Akioka: "It's like a dream."

But after gaining his composure, Botelho emphasized the secret of Pac-Five's success.


"Again, like we've been all year, it's team defense, and when we needed to move the ball, we did," Botelho said.

In the first half, it was team defense that did it for Pac-Five; in the second, it was ball control.

The Wolfpack's biggest defensive play came late in the opening period, one play following a Pac-Five touchdown that tied the game at 7. And the defensive play was made by end Ben Thomas, who frequently does such things.

With Waianae at its 46 following the kickoff, quarterback James Chee faked a dive into the line and rolled left on an option. He was tackled by Thomas, forcing Chee to make a bad pitch to a trailing back.

Bodies dived for the loose ball, it squirted free, and Thomas picked it up and ran 29



Wolfpack achieves first Prep Bowl title

By Clyde Mizumoto
Advertiser Staff Writer

Before the game, like two proud combatants, the players for Pac-Five and Waianae shook hands. Then they came out fighting.

When the dust cleared and 24,090 spectators went home for their post-Thanksgiving celebration, the Wolfpack had prevailed, 14-7.

Pac-Five, School-by-school, it couldn't hold Waianae's lunch. Together, they're something else.

Last night, the five-school conglomerate (plus one) restored the Oahu Prep Bowl championship to the Interscholastic League of Honolulu. The last I.L.H. team to win the Prep Bowl was Kamehameha, a 46-6 victor over Radford in 1976.

Last night's triumph capped a 10-0-1 season for the Wolfpack and head coach Don "Spud" Botelho, who won a championship on his 18th anniversary of coaching. Botelho, though, didn't say this was his Camelot.

"People misunderstand. I don't see it like it's been 18

Maa (87 yards and a touchdown on 17 carries) and Tim Kennedy (56 on 14 carries) and fullback-blocking nonpareil Joe Onosai (50 on nine carries)

The offensive line (Takata, Tony Akioka, Stuart Nakata, Russell Borden, Brian Laguisan and Eddie Hayashi) led an impressive 11-play, 72-yard drive for one touchdown that tied the score at 7 and a game-ending, 15-play, 84-yard drive that ate up the final 7:05 of the clock and clinched the victory.

Maa plunged over from the 2 on the game's final play, but a motion penalty denied the Wolfpack another score. It didn't matter to Takata.

"We were kinda going for the score, but we were more concerned with running the clock down," Takata said. "It doesn't matter that we didn't get it (Maa's touchdown). What matters is the final score."

With Maa's touchdown erased, the final score of the game belonged to defensive end Ben Thomas, who returned a fumble 29 yards for a touchdown to make it 13-7 with 2:18 to play in an explosive opening-quarter that had the fans buzz-

1981

Radford 14, Saint Louis 2 (Attendance: 22,235)
Friday, Nov. 27, Aloha Stadium

	1	2	3	4		Total
Saint Louis	0	0	0	2	—	2
Radford	0	0	7	7	—	14

Radford: George Reny 94 fumble return (Rod Valverde kick)
 Saint Louis: Safety
 Radford: Greg Pace 63 pass from Ken Niumatalolo (Valverde kick)

Rushing —
 Saint Louis: Duane Silva 24-118, Corraera 5-10, Racoma 5-(-35).
 Radford: Teamer 14-32, Robinson 10-29, Guzman 2-0, Niumatalolo 3-(-20).

Passing —
 Saint Louis: Royce Racoma 21-36-2-184.
 Radford: Niumatalolo 2-6-1-68.

Receiving —
 Saint Louis: Reid Hasegawa 6-73, Duane Silva 7-43, Dandurand 2-28, Kelilipuleole 4-24, Correa 1-11, Faaola 1-5.
 Radford: Pace 1-63, Robinson 1-5.

D Money 06-7

Sports Report

Honolulu Advertiser
 ** Saturday, November 28, 1981

Radford scoops up first Prep Bowl

22,235 see Rams turn back fumbling Saints

By Clyde Mizumoto
Advertiser Assistant Sports Editor

For the third straight week, the Radford Rams stared adversity in the face, pushed it aside and walked away with another championship.

Last night, with a post-Thanksgiving turnout of 22,235 on hand, the Rams completed their pilgrimage to the state's mythical prep football throne with a 14-2 victory over St. Louis.

The win was Radford's 11th straight on the year — three of which have come since the death of Ram head coach John Velasco.

"The aura of this place, he's here he's happy," said Velasco's son Kevin as he walked toward the north tunnel of Aloha Stadium. "The kids have gotten over the emotional loss. Now it's more of an inspirational thing and they've put it to good use."

Indeed they have. The Rams were pushed from one end of the stadium to the other and still came out on the long end of the scoreboard.

"We just played a patient game and waited for the breaks," said interim Radford coach Wally Doane.

And the breaks came in the form of a 96-yard return of a fumble for a score and a late-game pass that was upped by a defender but still turned into a 63-yard touchdown.

"We owe this one to our defense and to the man in above," said

senior leaves today for his home in Virginia and the Rams are glad he stuck around for one last fling.

Reny alternated with Ram captain David Palseafine, who was still not up to par following a two-week old ankle sprain, and came up with at least a dozen tackles.

Four of those stops were for minus yardage and for good measure he came up with two fumble recoveries — running back the first one some 96 yards for the game's first score.

After a scoreless tie at the half, St. Louis took the third quarter kickoff and drove relentlessly toward the Ram goal. But on third down from the 4, Duane Silva — on his ninth possession of the drive — was belted by defensive back Tava Josefa with the omnipresent Reny picking it up and taking it the distance.

"It was a sweep to the left (his left, St. Louis' right) and Tava made the hit, the ball popped loose and I started running," said Reny. "It was the longest 100 yards of my life."

The Saints were to get inside the Ram 10 twice more before game's end but a hit by middle guard Tavi-ta Sagapolu on fullback Jerry Correa caused a fumble that Reny recovered and a blitz bothered quarterback Royce Racoma enough to allow Ram cornerback Brian

See Radford on Page D-5

1980

Iolani 7, Waianae 7 (Attendance: 31,484)
Friday, Nov. 28, Aloha Stadium

	1	2	3	4		Total
Iolani	0	7	0	0	—	7
Waianae	0	7	0	0	—	7

Iolani: Apao 54 pass from Bright (Yonamine kick)
Waianae: Kobashigawa 4 pass from Beazley (Beazley kick)

Rushing —

Iolani: Kobashigawa 18-66, Nishioka 9-30, LaBoy 6-21, Wong 1-8, Apao 2-(-5), team 1-(-18).
Waianae: Kekua 11-36, Agae 3-10, Woodard 4-9, Soares 4-8, Beazley 8-(-5).

Passing —

Iolani: Bright 8-25-2-146, Apao 0-2-0-0.
Waianae: Beazley 6-19-2-80.

Receiving —

Iolani: Wong 4-45, Lutu 3-47, Apao 1-54.
Waianae: Kobashigawa 2-32, Woodard 2-28, Brandt 1-13, Kekua 1-7.

D

Sports Report

Honolulu Advertiser
** Saturday, November 29, 1980

Prep Bowl: Two champs

Waianae, Iolani wind up at 7-all

By Andy Yamaguchi
Advertiser Sports Writer

Just moments after last night's eighth Oahu Prep Bowl game ended in a 7-7 tie between Waianae and Iolani, the Searider and Red Raider players milled about the Aloha Stadium turf.

One Waianae player looked confused. "Is there going to be an overtime?" he pleaded to no one in particular.

Iolani knew there wasn't going to be one. But it wasn't about to encourage the game committee to change its mind. "C'mon, let's get on the bus," shoed the Raider coaches after the post-game handshaking.

So it went in the first tie in Prep Bowl history before a crowd of 31,484, the biggest of this prep season.

Iolani, the underdog, went home satisfied with the tie while No. 1-ranked Waianae probably wished it could have played on.

"Isn't this a nice way to end the season?" said Iolani coach Eddie Hamada, who wrapped up his 25th year of coaching.

Happy with a tie?
"Considering everything, to win would have been better, but I'm happy for the kids."

lead 6-08 before halftime.

On third-and-2 at the Waianae 46, quarterback Matt Bright hit split end Dirk Apao on a touchdown bomb over Searider cornerback Isaac Hopp.

"It was supposed to have been a run, but I called an audible 'cause I saw one-on-one coverage on Dirk and figured he'd beat the guy," Bright said.

Yonamine added the extra point. Ironically, Iolani's only scoring drive began on its 1-yard line after the Seariders downed a punt there.

On a gummy first-down call, Bright hit tight end Frank Lutu over the middle for 11 yards. A three-yard run by Randy Kobayashi and two eight-yard passes to Steve Wong took the Raiders to the Waianae 46.

The Seariders tied it 7-all just six seconds before halftime on a four-yard TD pass from Beazley to split end Kyle Kobashigawa. On fourth-and-goal at the Raider four, Beazley rolled left and found Kobashigawa relative open near the back line of the end zone.

Beazley kicked the PAT. His TD passed capped a 10-play, 65-yard drive highlighted by a 28-yard pass-run play from Beazley to Kobashigawa.

In addition to starring Waianae's



1979

Kaiser 27, Kamehameha 7 (Attendance: 26,619)
Friday, Nov. 30, Aloha Stadium

	1	2	3	4	—	Total
Kaiser	0	14	7	6	—	27
Kamehameha	0	7	0	0	—	7

Kaiser: Boyd Yap 2 run (Hussey kick)
 Kaiser: Grocholski 9 pass from Kakaila (Hussey kick)
 Kamehameha: Pimental 14 pass from Clark (Lyman kick)
 Kaiser: Yap 1 run (Hussey kick)
 Kaiser: Yap 1 run (kick failed)

Rushing —


Kaiser: Yap 20-166, Grocholski 2-16, Oganaku 2-2, Chan 1-(-3), Cliff Kaneaikala 1-(-8), Kakaila 1-(-20).
 Kamehameha: Park 7-27, W. Kauai 10-29, K. Kauai 1-23, Lutu 3-12, Rutherford 1-27, Clark 4-(-28).

Passing —


Kaiser: Kakaila 8-24-2-154, Kanelakala 1-1-0-26, Yap 1-1-0-24.
 Kamehameha: Clark 11-27-2-162.

Receiving —

Kaiser: Schaefer 5-108, Miranda 3-72, Peters 1-17, Grocholski 1-9.
 Kamehameha: Park 4-81, Lorenzo 3-41, Pimental 2-24, Joy 1-17, Asing 1-(-1).



Star-Bulletin
SPORTS
 Honolulu
 Saturday, December 1, 1979
Section B



The Ecstasy... and Agony

Kaiser's Sterling Soares (42) and teammate flash No. 1 signs, photo at left, following the Cougars' 27-7 win over Kamehameha giving the Oahu Interscholastic Association its fourth Prep Bowl title. The face of Tim Clark, up front in photo at right, expresses the feelings of the IHF champion Kam.—Star-Bulletin Photos by Craig T. Kojima.


Kaiser Rips Kam in Prep Bowl


Yap Scores 3 Touchdowns in Cougars' Easy 27-7 Blitz

By Paul Corvelho
Star-Bulletin Writer

And so the 1979 Kaiser Cougars' epitaph was written: They hung loose . . . until it was time to hang tough.

"I think that's the sign of a good football team," said Kaiser Coach Ron Lee, whose team proved its greatness last night, putting together its best performance of the year to win the Prep Bowl, 27-7, over an injury-plagued Kamehameha team before 26,619 fans at Aloha Stadium.





Big 'D' Did In Warriors

By Jim Easterwood
Star-Bulletin Writer

Kaiser's offense has taken the Lion's share—or Cougar's share—of the bows this year but last night the bouquets belonged to the defense.

"We had something to prove. We were underrated all season and from what Kam Coach Cal Chai said they (the Warriors) couldn't be scored on. We wanted to show that we couldn't be scored on."

So said stacky (S.S. 180) Jeff Lani, the Kaiser middle guard, after the Cougars had shocked favored Kam, 27-7, for their first Oahu Prep Bowl title.

And the way they played it may

1978

Waianae 14, Kamehameha 6 (Attendance: 32,812)
 Friday, Nov. 24, Aloha Stadium

	1	2	3	4		Total
Kamehameha	0	0	0	6	—	6
Waianae	0	0	14	0	—	14

Waianae: Tabangcora 2 run (Adams kick)
 Waianae: Mahuka 6 pass from Beazley (Adams kick)
 Kamehameha: Lorenzo 8 pass from Clark (pass failed)

Rushing —

Kamehameha: Boyd Yap 17-56, Kaulana Park 7-31, Miachael Lau 10-25, Kaipo Crowell 2-13, Geoffrey Rutherford 1-12, Derek Clark 2-6.

Waianae: Feleti Brown 23-124, Wayne Tabangcora 4-18, Fred Mahuka 6-16, Frank Damas 1-(-6), Michael Beazley 4-(-8).

Passing —

Kamehameha: Derek Clark 12-31-3-133.

Waianae: Michael Beazley 2-4-0-30.

Receiving —

Kamehameha: Nathan Lorenzo 4-30, Boyd Yap 3-33, Kaipo Crowell 2-30, Kaulana Park 2-26, Adam Joy 1-14.

Waianae: Frank Damas 1-24, Fred Mahuka 1-6.

also in

D • Money Matters: D6-8
Advertiser Assistant Sports Editor

Sports Report

Honolulu Advertiser
 ** Saturday, Nov. 24, 1978

Waianae wins curtain call

2nd-half fumble, pass do in Kam

By CLYDE MIZUMOTO
Advertiser Assistant Sports Editor

It wasn't champagne that flowed in the Waianae locker room last night, but the Seariders gave themselves a victory bath anyway after disposing of Kamehameha, 14-6, before an all-time prep record crowd at Aloha Stadium.

With 32,812 looking on, the Seariders did an about-turn in the second half and closed out the prep football season with their second straight **Oahu Prep Bowl** title and the bragging rights to the mythical State championship.

For the Seariders and Ginoza, it was their third **Prep Bowl** title in the six-year history of the post-season contest. Kamehameha owns the other three.

A fumble recovery for a touchdown and a short pass for another score, both in the third quarter, did it for the Seariders.

For Ginoza it was a joyous culmination to a season which had its ups and downs. "We had a few problems here and there — not on the field — but I guess they realized what had to be done to become champions," said Ginoza. "They made the self sacrifices which got us here."

Ginoza, who had been concerned about the consistency all year, said last night. "Maybe we underestimated our kids. I think they are capable of playing better football, technically, but their determination was great."

Victory didn't come easy against the ILLH champion Warriors, who managed to do everything in the opening two quarters but put points up on the scoreboard.



Waianae	0	0	14	0-0-0
Kamehameha	0	0	0	0-0-0
Waianae — Tabangcora 1 run with recovered fumble Kamehameha — Waianae — Mahuka 6 pass from Beazley (Adams kick) Kamehameha — Lorenzo 8 pass from Clark (pass failed) AH: 32:17				
First downs	11	20		
Net yardage	141	147		
Passing yards	30	134		
Plays	24-0	23-0		
Points	5-0-0	0-0-0		
Fumbles lost	0	0		
Penalties yards	10-100	141		

1977

Waianae 27, Punahou 6 (Attendance: 30,793)
Friday, Nov. 25, Aloha Stadium

	1	2	3	4	—	Total
Waianae	13	6	0	8	—	27
Punahou	0	0	0	6	—	6

Waianae: James Holt 5 run (Haudenschild kick)
 Waianae: Holt 1 run (kick failed)
 Waianae: Holt 7 run (run failed)
 Punahou: Gabriel 18 run (kick failed)
 Waianae: Brown 9 run (Brown run)

Rushing —

Waianae: Holt 24-118, Paredes 16-99, Brown 8-47, Mahuka 8-36, Siliga 3-4.
 Punahou: Gabriel 7-43, Tanaka 7-34, kamana 2-24, Kaneshiro 4-22, Sequeira 9-19, Oshima 3-5.

Passing —

Waianae: Siligo 1-2-0-25.
 Punahou: Gabriel 6-18-2-89. Oshima 2-6-1-32, Sequeira 0-1-1-0.

Receiving —

Waianae: Kaaekushiwi 1-25.
 Punahou: Knowlton 3-59, Sequeira 3-29, Tanaka 1-20, Kamana 1-13.

30,793 See 'Riders Win

Waianae Writes Perfect Ending

By Paul Carvalho
Star-Bulletin Writer

The Waianae Seariders have a handsome pair of bookends to remember the 1977 football season by—58-30 and 27-6.

It was that first score, a pre-season romp over Iolani, which sent Waianae into regular-season play with sky's-the-limit promise. Last night at Aloha Stadium, that second score fulfilled the Seariders' greatest expectations—a **Prep Bowl** victory over Punahou before 30,793 fans, the largest crowd ever to witness a high school football game in Hawaii.

"I guess you could put it best by saying we came in playing good and went out playing good," said halfback James Holt, the gutsy runner who capped a brilliant season with a 118-yard, three touchdown performance.

FOR THE SEARIDERS, seven-point underdogs going into the annual battle for **Oahu** supremacy between the ILH and OIA champions, the win was their second **bowi**-game victory in five years.

"It (the **Prep Bowl** trophy) has been away from the OIA for three years. I'm just glad we could be the team to bring it back," said Waianae Coach Larry Ginos.

Added assistant Coach Dick Englar: "This was one of our greatest teams ever and I hope the community of Waianae is proud of us."

They have reason to be. The Seariders not only handed the once-beaten Buffanblu a thorough thrashing, but made it look all too easy in the first half.

JUNIOR HALFBACK Fred Mahuka set the tone for the first half—and the game—by returning the opening kickoff to the Punahou 25 yard line. From there, the Seariders scored in five plays with Holt taking the ball



game at that," Englar said of Mahuka's return.

"We weren't very sure of ourselves going into the game, but when Fred broke that run it gave us confidence. That's what made us go all the way. After that nobody could stop us," said Searider middle guard Roger Haudenschild.

WHILE THE WAIANAE wishbone worked to perfection the rest of the evening, mounting drives of 77 and 47 yards before the end of the half, the Searider defense provided the biggest surprise of the night—completely shutting off the Buffanblu's vaunted offense, which had averaged close to 30 points a game during the ILH season.

Anchored by linemen Haudenschild, Jay Amina, Henry Kaulia and linebacker James Galarriada, the Seariders held the Puns to just 42 yards rushing in the first half—almost as if they had read the Punahou playbook.

"I'll say this 'till my dying day. Tonight was the first time I have ever seen them play football," said

influence blocking techniques, trying to draw our linemen away from their assignments. We told our kids just to stay at home." Waianae defensive line coach Al Beaver said.

Pun fullback Francis Sequeira found the middle blocked up by Haudenschild while Amina, Kaulia and Galarriada kept speedy Buff backs Gerald Tanaka and Cliff Kaneshiro away from the corners.

"They made us do what we haven't done all year," Punahou Coach Doug Bennett said, referring to the Buffanblu's use of the option—with Gabriel keeping the ball—in the second half.

But the Seariders were most successful in fending off the Punahou passing attack. On the evening, Waianae picked off four passes—super safety Nathan Fletcher accounting for three of those.

"WE WERE MIXING up our defenses, using double coverage on their ends in a man-to-man type defense and then dropping back in the zone. That may have confused Gabriel," Beaver said.

Fletcher, who had a field day picking off passes, also had the Buffanblu receivers hearing footsteps the rest of the time. Fletcher flattened Pun receiver Clay Searl after the rangy end had pulled in three passes, and collared John Kamana after the sophomore broke loose down the left sideline.

Neither were much of a factor in the game after that.

"I just played free. Roaming around wherever I anticipated the quarterback would throw the ball," Fletcher said. "The hits? The idea is to get them thinking about being hit."

PUNAHOU SHOOK off its offensive woes in the second half, and with Gabriel calling his own number on runs of 10 and nine yards, along



1976

Kamehameha 46, Radford 6 (Attendance: 26,666)
 Friday, Nov. 26, Aloha Stadium

	1	2	3	4	—	Total
Radford	6	0	0	0	—	6
Kamehameha	7	13	6	20	—	46

Radford: Jones 58 pass from Craig Kamiya (kick failed)
 Kamehameha: Wong 1 run (Lono kick)
 Kamehameha: Hughes 2 run (Lono kick)
 Kamehameha: Lorenzo 28 pass from Perkins (kick failed)
 Kamehameha: Perkins 3 run (kick failed)
 Kamehameha: Paredes 6 run (Lono kick)
 Kamehameha: Paredes 13 run (Lono kick)
 Kamehameha: Taum 4 run (kick failed)

Rushing —

Radford: L. Thomas 8-15, R. Thomas 3-10, Jones 6-4, Lavatai 1-1, Gauer 1-2, Clark 1-7, Kamiya 6-(-33).
 Kamehameha: Hughes 15-65, Wong 6-25, Perkins 9-17, Paredes 3-17, Taum 5-35, Bissen 1-1, Lono 3-16.

Passing —

Radford: Kamiya 3-9-2-71.
 Kamehameha: Perkins 7-17-1-179, Hughes 1-1-0-37.

Receiving —

Radford: Mike Otto 1-17, Jones, 1-58, Lavatai 1-(-4).
 Kamehameha: Lorenzo 3-93, Kenneth Williams 2-76, Wong 1-23, Hughes 2-43.

Kam Captures 3rd Straight Title

Warriors Batter Rams, 46-6

By Jim Easterwood
 Star-Bulletin Writer

Break up the Warriors! As battle cries go, this might be a good one for the OIA to rally around in the Oahu Bowl.

Especially after last night's kicking from Kamehameha, the not-so-gentle giant of Kapalama Heights.

The Hawaiians have a lot of movements going these days but none will match their football team. They are, in a word, awesome.

"I don't have any answers . . . we just played a better club," said Ram Coach Johnny Velasco after his mistake-prone team had been thor-

oughly whipped, 46-6, before 26,666 fans, the largest football crowd of the year at Aloha Stadium.

There's one thing about the Warriors—don't ever make them mad.

Radford did on the third play of the game as quarterback Craig Kamiya hit Homer Jones with a 58-yard pass-run touchdown play to give the Rams a 6-0 lead. Jones caught the ball on the Kam 30 and raced unimpeded to the end zone when Warrior defensive backs Keoni Jardine and Ian Kaikina collided.

It was just about the only mistake the powerful Warriors made all night.

"It just made us mad," said a Kam player.

And Kam is not a team you want to get mad.

Especially when they have players as dedicated to the game as bullish fullback-turned-tailback David Hughes.

"Yes, I dedicated the game again to my father, just like last year," said the 200-pound blockbuster who gained 65 yards rushing while scoring once, caught passes totaling 43 yards in keying other scores and set up the first Kam touchdown with a 35-yard pass to Aaron Lorenzo.

Hughes' father died six years ago and David has made his football ca-

reer a monument to his dad. "I went to the grave last week and . . . I wanted this Oahu Bowl so bad," said Hughes.

However, Hughes was just one of the boys last night who totaled the Rams, a 12-0 club going in but one that ran out of gas against the ever-so-physical Warriors, who outweighed them 40 pounds per man in the defensive front.

It showed, too, as Casey Kunitomo, in his finest football hour, and sidekicks James Merseberg and Clem Malani completely throttled the Rams up the middle. Ends Andrew Choy and John Gerard, and raging linebacker Harding Parrilla

also contributed to the fun as they limited Radford to just 66 total yards—and a minus-six yards rushing. It was the most convincing display of brute force seen in a prep game in quite some time.

Meanwhile, the Warriors piled up 211 yards passing—179 of it by quarterback Kimo Perkins, who had his best game of the season—and another 176 on the ground.

Perkins, who hadn't run with the ball that much, ran the Warrior game plan to perfection—and that was to sprint out and make the Rams commit themselves. "I'd look for (Joe) Lavatai, the middle linebacker, and when he wasn't

outside I'd run," said Perkins who, along with Kam coaches, wondered out loud why the Rams tried to single-cover Lorenzo and the other Kam receivers.

"They (Ram backs) can't do it . . . he's too hard to cover," said the heady Perkins of Lorenzo, who just about broke the Rams' backs with a 28-yard scoring reception shortly before the half. Lorenzo's grab made it 20-6 and presented Kam with a tiring team in the third and fourth quarters.

"I thought they had to play us head-up to beat us," said Lorenzo, who turned Radford's Mike Otto, a two-way player, inside out to score.

"But we were just too hungry . . . two weeks is a long time between games . . . too long, but I suppose it's a healthy thing."

It was more than healthy for Cal Chai's wholesome Warriors, who made their third straight crown their easiest one.

Radford made it easy, too, as it overshifted at times to compensate for Lorenzo but got caught by the split end, Kenneth Williams.

It was Williams' 51-yard reception that set up Hughes' two-yard blast for the go-ahead touchdown with 3:18 left in the half and it was a fine individual effort.

"He had good coverage but he watched the ball all the way," said Perkins.

"We wanted to test out the outside and go with our passing game. We caught them overshifting on Lorenzo and that gave us Williams," said Chai.

Chai said the flats were also easy pickings for the Warriors and he felt



Star-Bulletin
SPORTS
 Section
B
 Saturday, November 27, 1976
 Honolulu

Turnovers

1975

Kamehameha 20, Waianae 14 (Attendance: 30,201)
 Friday, Nov. 28, Aloha Stadium

	1	2	3	4		Total
Kamehameha	6	14	0	0	—	20
Waianae	7	7	0	0	—	14

Waianae: Sarono 25 interception return (kick failed)
 Kamehameha: Radford Park 1 run (kick failed)
 Kamehameha: Lorenzo 32 pass from Gaison (Hughes pass from Perkins)
 Waianae: Ula Matavao 9 pass from Chong (Lopes kick)

Rushing —
 Kamehameha: Radford Park 16-102, Hughes 16-72, Gaison 6-(-30), Lorenzo 2-11.
 Waianae: Monis 4-25, Wilson 13-58, Matavao 14-25, Chong 9-(-50), Takabayashi 1-3, Kyau 1-(-1).

Passing —
 Kamehameha: Gaison 5-11-2-97.
 Waianae: Chong 6-16-2-74.

Receiving —
 Kamehameha: Lorenzo 1-32, Ramie 3-40, Park 1-25.
 Waianae: Matavao 2-11, Clark 3-62, Wilson 1-0.

also in

D

- Comics: D7
- Money matters: D8-9

The Honolulu Advertiser

Sports Report



★★ Saturday, November 29, 1975

Kam and Rainbows win



The Oahu Bowl

Warriors beat Waianae

By MONTE ITO
Advertiser Sports Writer

Imua Kamehameha!
 The Kamehameha Warriors fought off the Waianae Seariders for a 20-14 victory and their second straight Oahu Bowl football championship before a record crowd of 30,201 last night at Aloha Stadium.
 The victory ran the Warriors' win streak to 18 straight and was the 19th of the 1975 season.
 All the scoring in the game came in a wild first half and while both teams had the opportunities, the defense stole the show after the intermission.
JUST AS WAIANAE had protected its lead by last-minute interceptions against Kalia and Radford, the Warriors nipped the OIA champions' last bid when Ian Kalkias stole the second of two passes on the Waianae 48 with 11 seconds left on the clock.
 The Warrior defense stopped Waianae on its 27 in the third quarter and blocked a Wilfred Lopes punt in the fourth which set back the Seariders to their nine. Jeffrey Aina blocked the kick on the 21 and Harding Parila recovered on the nine.
 Waianae's defense, however, was equal to its task and forced the second of two last-quarter fumbles to take over on the 27. When Blaine Gaison led and dropped the ball, Derrick Garcia scooped it up and ran it to the 27. Earlier Waianae stopped a Kam drive on the 21 when Glenn Shigeta rucked up Radford Park and David Joseph recovered the fumble on the 29.
THE FIRST HALF was a battle of turnovers which led to three of the five touchdowns as the Warriors moved to a 20-14 advantage.
 After the Warriors lost a possible touchdown when Hughes fumbled on the Waianae one and Jacob Uniate recovered for the Seariders in the end zone for a touch-back, the OIA champions got on the scoreboard first.
 Cornerback Peyton Sarono intercepted a Gaison pass on the Kamehameha 22 and scooted for touchdown un-

See KAM on Page D-2, Col. 3

Kam's Chai: 'The kids know what it's like to be on top'

By FERD LEWIS
Advertiser Sports Writer

Kamehameha coach Cal Chai was answering the questions in rapid-fire fashion, but it was the John A. Burns trophy he tightly clutched under his arm that said it all.
 A koa wood carving of the Island of Oahu, the Burns trophy and Chai's tight grip symbolized the hold the Warriors have held on Island and State prep football.
IT WAS A hold they reasserted with authority last night, making Waianae their 12th straight victim over a two-year period and second straight Oahu Bowl victim.



1974

Kamehameha 20, Leilehua 19 (Attendance: 11,955)
Friday, Nov. 29, Honolulu Stadium

	1	2	3	4	—	Total
Kamehameha	7	7	0	6	—	20
Leilehua	7	0	0	12	—	19

Leilehua: Feliti Sua 21 pass from Leo Castillo (Les Nakamura kick)
 Kamehameha: Clyde Kauai 91 run (Jeff Noa kick)
 Kamehameha: Blane Gaison 2 run (Noa kick)
 Leilehua: Mitchell Quel 1 run (pass failed)
 Leilehua: David Lorenzo 55 pass from Castillo (run failed)
 Kamehameha: Gaison 14 run (Kick failed)

Rushing —

Kamehameha: Kauai 12-115, Park 8-37, Reggie Keaunui 5-10, Gaison 9-30,
 Steven Hanohano 3-31.

Leilehua: Sua 15-50, Lorenzo 2-6, Okamura 1-(minus 11), Millwood 8-3, Castillo 6-7, Clark 1-1,
 Quel 1-1.

Passing —

Kamehameha: Gaison 12-19-1—158, Hanohano 0-1-1—0.

Leilehua: Castillo 7-15-1—129, Clark 1-1-0-34.

Receiving —

Kamehameha: Vernon Ramie 1-13, Aaron Lorenzo 4-73, Kalani Ching 4-62, Radford Park 2-(-3),
 Hanohano 1-13.

Leilehua: Ramsey 1-4, Sua 2-21, Kupo 1-26, Castillo 1-34, David Lorenzo 3-74, Okamura 1-4.

The Honolulu Advertiser

also in

F

• Money Matters: F8

Sports Report



Friday, November 29, 1974 ★★

Gaison's trickery does it for Kam

By MONTE ITO
Advertiser Sports Writer

Blane Gaison, a 170-pound junior, twice faked Leilehua's defense out of position and kept around right end for two touchdowns to lead the Kamehameha Warriors to a 20-19 victory over Leilehua yesterday afternoon.

Despite sunny weather a crowd of only 11,955 turned out for the second annual *Oahu Bowl*, which brought the 1974 high school season to a close in spectacular fashion.

Gaison's second touchdown, a 14-yard sweep with 3:30 left to play, provided the winning margin after

More on the Oahu Bowl: F-5

the Mules had come from behind a 14-7 deficit to score twice in the last quarter for a 19-14 lead.

LEILEHUA GOT on the scoreboard first, quarterback Leo Castillo passing to fullback Feliti Sua for 21 yards after a roughing-the-kicker penalty had given the Mules a second opportunity on their drive. Les Nakamura kicked goal with 9:30 to play in the opening period.

The Warriors tied it up with 20 seconds left in the quarter when Landy Kimura intercepted a Castillo pass on the Kam nine and Clyde Kauai, a 145-pound scabback, shot off right tackle, shook off a tackler and raced 91 yards to the ewa goal. Jeff Noa's kick made it 7-7.

Gaison put the Warriors in front



The moods were further apart than the score. Warrior coach Calvin Chai gets the traditional ride while aboard the Leilehua bus a grim silence prevails.

Warriors their 14:7 halftime margin minutes later they were on the scoreboard again to go ahead. Den- the key play coming from a fourth-and-four situation on the Leilehua 37. NOA'S KICK for the PAT failed with 3:30 left to play but the Mules

Kamehameha
Leilehua

7 7 0 6-30
7 0 0 13-19

1973

Waianae 6, Saint Louis 0 (Attendance: 18,717)
 Friday, Nov. 23, Honolulu Stadium

	1	2	3	4		Total
Waianae	0	0	0	6	—	6
Saint Louis	0	0	0	0	—	0

Waianae: William Pimental 12 pass from Victor Humalan (Kick failed)

Rushing —

Waianae: Vierra 28-103, Kahoonei 8-27, Bradley 2-(-2), Humalan 8-19.

Saint Louis: Kini 16-44, Doane 3-8, Wilson 4-26, Brian Cabral 2-22, Passas 1-5, Luna 1-5.

Passing —

Waianae: Humalon 8-18-0-147.

Saint Louis: Passas 10-27-0-147, Luna 0-2-0-0.

Receiving —

Waianae: Vierra 2-23, Yeager 4-42, Bradley 2-39, Pimental 1-12.

Saint Louis: Wilson 2-23, Kahalawai 2-25, Wassman 1-13, Pekelo 3-35, Enos 1-6, Kini 1-28.

Section **B** The Honolulu Advertiser **SPORTS**

Saturday, November 24, 1973 •••



Waianae's Richard Kahoonei steps through a pileup on his way to a short gain last night at Honolulu Stadium, where he and the Seasideers posted a surprise 6-0 victory. Giving chase above is St. Louis tackle Alvin Tanaka.

Waianae 6, St. Louis 0!

By MONTE ITO
 Advertiser Sports Writer

Victor Humalan, a poised 182-pound junior quarterback, broke St. Louis' defense with pinpoint passing in the last quarter and passed 11 yards to William Pimental for the touchdown that gave OIA champion Waianae a 6-0 victory over the Crusaders last night in the first Oahu Bowl prep football game at Honolulu Stadium.

Humalon, who averaged only six yards a game in leading Waianae to an 8-6 record and the OIA West crown, completed eight of 16 last night while calling on running back Mike Vierra 28 times for 243 yards to give the Seasideers half control and command of the offense.

WAIANAE PUT everything together on a 45-yard drive late in the game after losing the ball on downs on St. Louis 31 in the first quarter, 22 in the second, 12 in the third, and 13 in the fourth and after failing on a 45-yard field goal attempt with 3:15 left to play.

It was after the missed field goal that the Crusaders gave the Seasideers the opening they needed to win the game. After taking over on their 20 the Crusaders moved out to their 45. On fourth and five Vincent Passas gambled on a pass which fell incomplete and Waianae took over.

Humalon hit Milton Bradley for 11 and Wally Yeager for seven, kept for three yards and pitched to Yeager for seven yards again, putting the ball on the St. Louis 15.

After a pass fell incomplete Humalon pitched out to Vierra, a hard-running 175-pound junior, who picked up four and first down on the 11. Then Humalon found Pimental in the muck-own corner of the end zone for the TD.

KEITH KAUUELAU'S kick was blocked by linebacker Gary Kama with a minute remaining in the game.

Kahoonei went and forced St. Louis to its game plan and the Crusaders attempted to outflank their running attack early instead of opening up with passes.

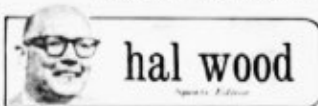
Waianae's defense was equal to everything the Crusaders had, giving up only 86 yards on the ground and 127 in the air as Passas completed nine of 27 passes.

But the Crusaders' deep penetration was to the Seasideer 21 in the first quarter, until they opened up with desperation passes following Waianae's TD.

PASSAS HIT James Paskis for 15 and nine yards to open a drive from the 20 to the Waianae 19 following the kickoff. Then on the final play of the game he tossed a screen pass to Ed Kim, who raced 20 yards to the Seasideer 23 before being tackled down.

Kim squared up with 4 yards in 17 plays but was closely guarded by linebacker Barry Castellanos, while centerbacks Jeffrey Amos and Bob Laughton covered speedy flanker Steve Wilson like a catbox and held him to no reception and 18 yards gained on the play.

The St. Louis defense.



hal wood
 Sports Editor

looking for a miracle

This is the night for Horatio Alger or Jack Armstrong, the All-American boy, to emerge from the shadows of doubt and destiny to become an instant hero for the University of Hawaii Rainbows.

If ever the stage was set for stardom, this is it. This is the time for the Boes to prove they can play winning football without quarterback Casey Ortez. This is the time for the defense to mass troops, to be fired up beyond recognition. This is the time for the offense to come through with a superhuman effort.

But even head coach Dave Holmes isn't sure anything like that will happen. "I can't tell if there'll be any special effort," says Dave. "I hear talk and there's a good chance there may be something a little special in the way of

Ginoza:
 'we played regular'

By KEN KOBAYASHI
 Advertiser Sports Writer

"We played regular."

Those were three words of Waianae coach Larry Ginoza after his Seasideers beat St. Louis, 6-0, and became the first champions-hip football team of Oahu.

"We didn't change anything," said Ginoza as he was being swamped with ice and hugs on the field after the victory. "We might have thrown more in

played like we did all season.

AND LIKE during all season, Waianae's defense played tremendously, which Ginoza acknowledges as the key to the victory. "Anytime the defense can shut out a team like St. Louis, then they played good ball."

Ginoza said, optimistically.

